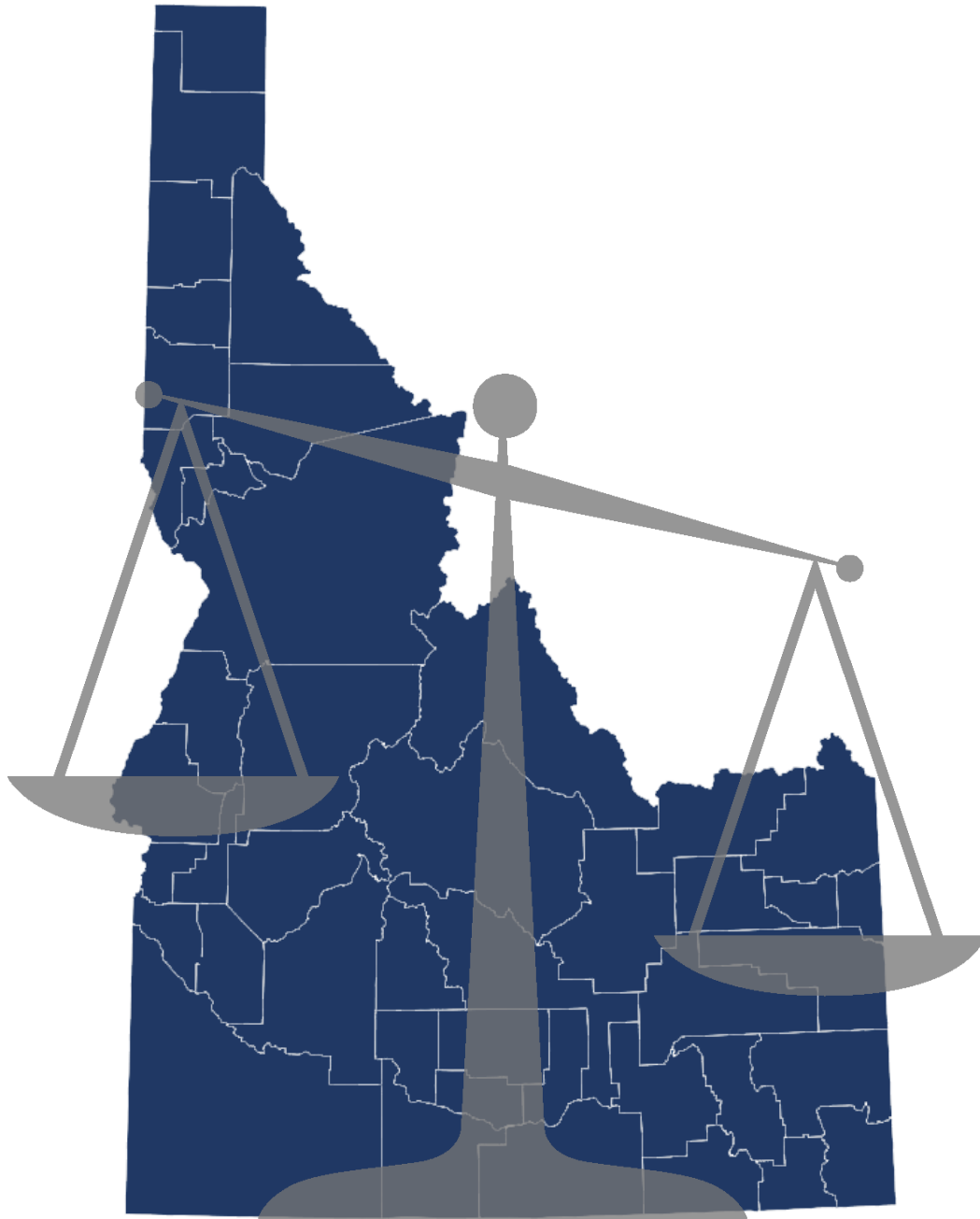


Criminal Justice in Idaho: Performance Measures Fact Sheets



Criminal Justice in Idaho: Performance Measures Fact Sheets

About this report:

The purpose of this project was to analyze data from multiple aspects of the criminal justice system to identify gaps and provide a more complete understanding of the criminal justice system in Idaho. In addition to developing a comprehensive data sharing platform on the Idaho Criminal Justice Commission's website (www.idjc.idaho.gov), researchers created the following fact sheets to provide a holistic view of the criminal justice system in an easily understandable and accessible format. Because this information is intended to inform policy and practice, an implications section is included at the end of the report with key findings and practical recommendations.

Authors:

Danielle Swerin, M.A.
Thomas Strauss, MPA

For more information:

Email: pgr@isp.idaho.gov

Website: www.isp.idaho.gov/pgr/Research/sac.html

Published: September 2018

Crime Trends in Idaho

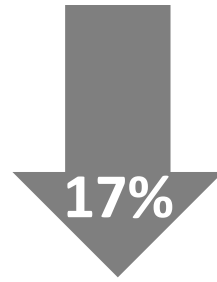
Crimes Reported to Law Enforcement¹



The number of incidents involving a **sex crime** decreased by 25% from 2007 to 2016.



The number of incidents involving **intimate partner violence** decreased by 5% from 2007 to 2016.

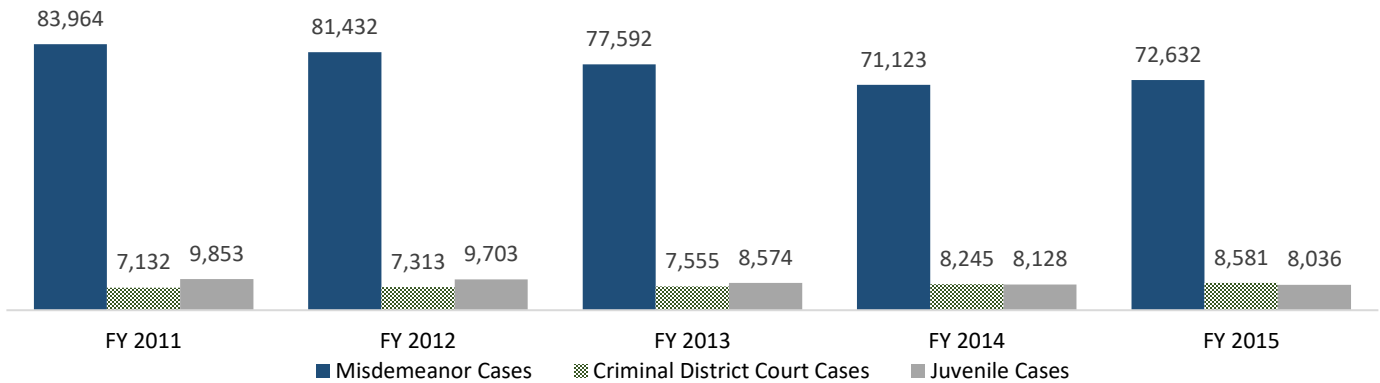


The number of incidents involving **violent crimes** decreased by 17% from 2007 to 2016.

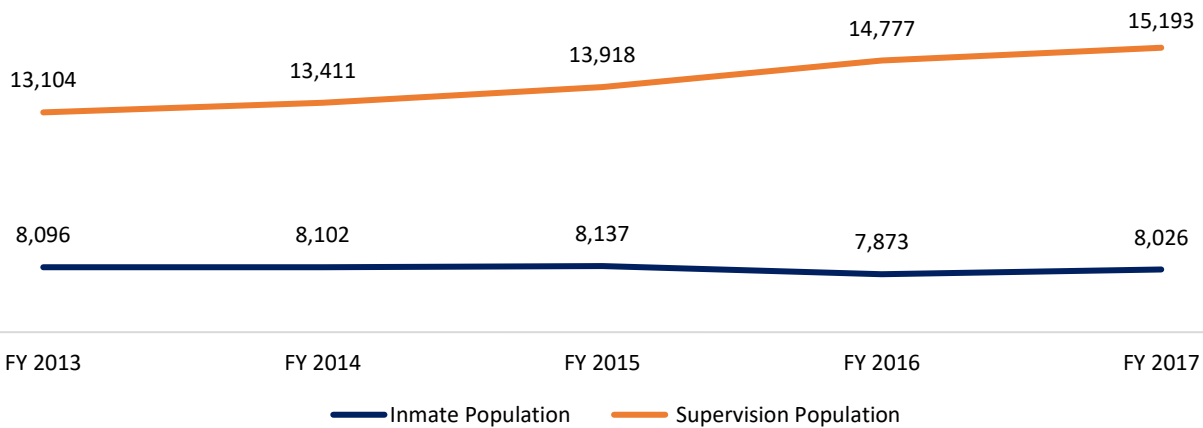


The number of incidents involving **property offenses** decreased by 20% from 2007 to 2016.

Number of Criminal Court Cases^{2,3}



Average Idaho Department of Corrections Inmate and Supervision Population⁴



¹Source: Idaho Incident Based Reporting System

²Idaho Supreme Court. (2014). *2014 Annual Report*. Retrieved from <https://isc.idaho.gov/annual2014>

³Idaho Supreme Court. (2015). *2015 Annual Report*. Retrieved from <https://isc.idaho.gov/annual2015>

⁴Idaho Criminal Justice Commission (n.d.). *Idaho Criminal Justice Commission data sharing platform*. Retrieved from <https://icjc.idaho.gov/>

Crimes Reported to Law Enforcement in Idaho¹

1,267

Number of **sex crimes** reported to law enforcement in 2016, a 25% decrease from the 1,687 reported in 2007.

5,411

Number of **intimate partner violence crimes** reported to law enforcement in 2016, a 5% decrease from the 5,705 reported in 2007.

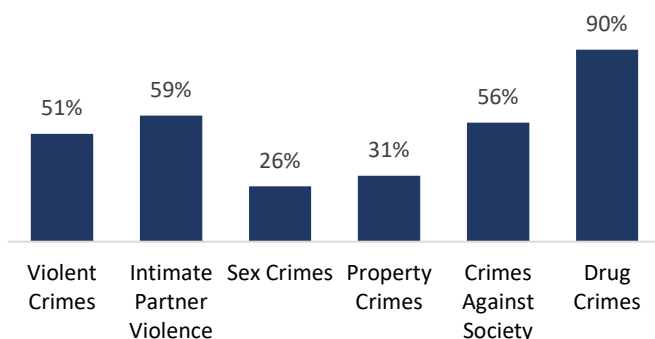
14,148

Number of **violent crimes** reported to law enforcement in 2016, a 17% decrease from the 16,967 reported in 2007.

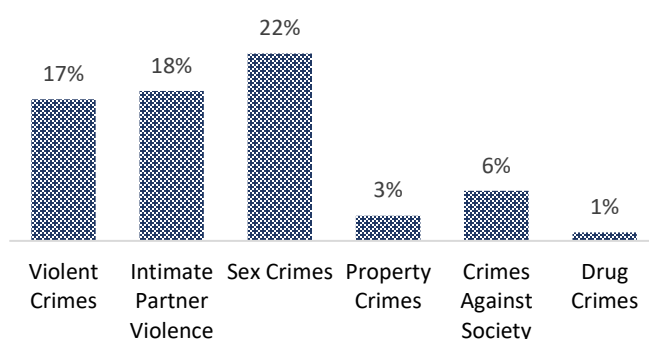
25,948

Number of **property crimes** reported to law enforcement in 2016, a 20% decrease from the 32,563 reported in 2007.

**Incidents Cleared by Arrest:
2007-2016**



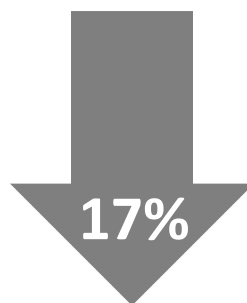
**Incidents Cleared by Exceptional Means:
2007-2016**



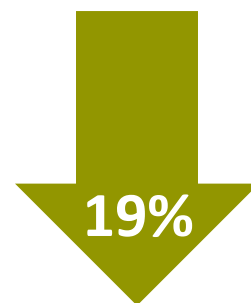
Number of arrests for incidents involving a **sex crime** decreased by 32% from 2007 to 2016.



Number of arrests for incidents involving **intimate partner violence** decreased by 12% from 2007 to 2016.



Number of arrests for incidents involving **violent crimes** decreased by 17% from 2007 to 2016.



Number of arrests for incidents involving **property crimes** decreased by 19% from 2007 to 2016.

¹Source: Idaho Incident Based Reporting System

The Court System in Idaho

458

Number of **sexual violence charges** filed in 2015.¹

5,524

Number of **domestic violence-related charges** filed in 2015.¹

8,784

Number of total **violent charges** filed in 2015.¹

12,467

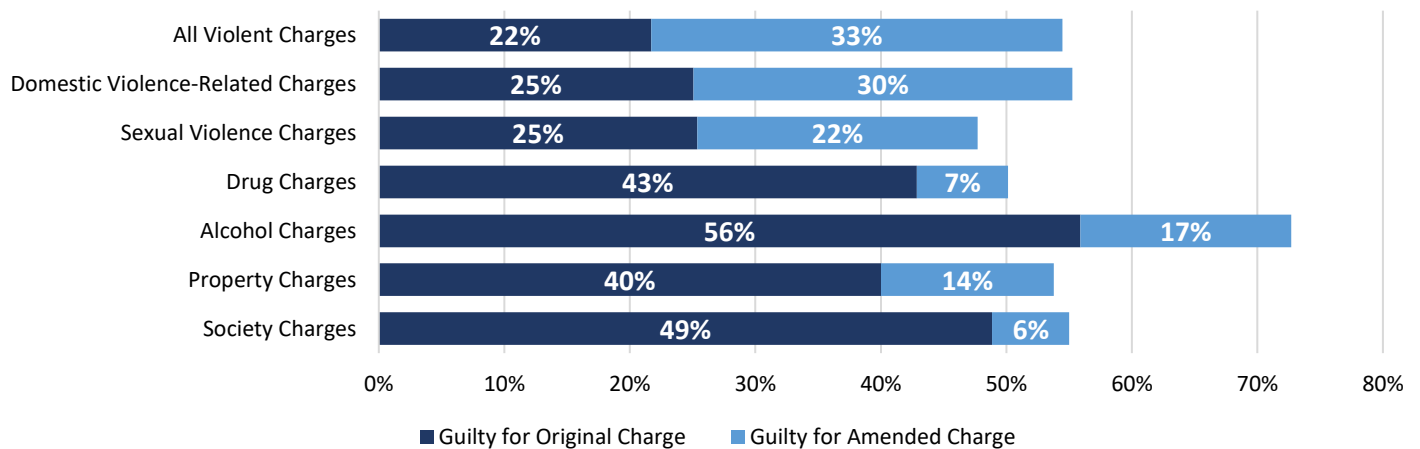
Number of **property charges** filed in 2015.¹

As of July 2018, Idaho had

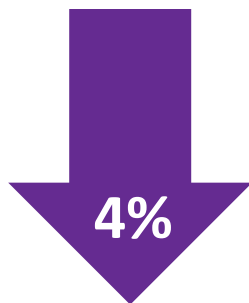
71

problem solving courts, including drug courts, mental health courts, DUI courts, veterans treatment courts, and more.²

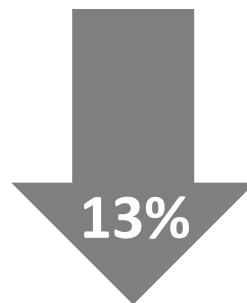
Guilty Dispositions by Charge Type: 2009-2015¹



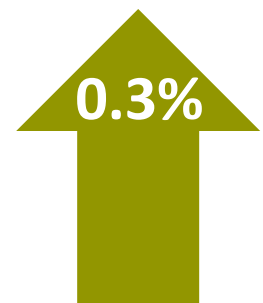
Number of **sexual violence charges** filed decreased by 40% from 2009 to 2015.¹



Number of **domestic violence-related charges** filed decreased by 4% from 2009 to 2015.¹



Number of total **violent charges** filed decreased by 13% from 2009 to 2015.¹



Number of **property charges** filed increased by 0.3% from 2009 to 2015.¹

¹Source: Idaho Supreme Court Repository.

²Idaho Supreme Court. (2018). *Problem Solving Courts Reports/Data*. Retrieved from <https://isc.idaho.gov/solve-court/rd>

Incarceration in Idaho

8,212

Number of offenders **incarcerated** in an Idaho Department of Corrections (IDOC) facility at the end of FY 2017.¹

15,311

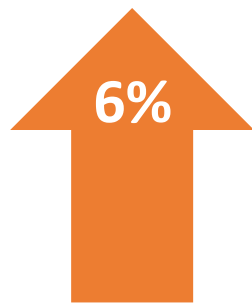
Number of offenders **supervised** by the IDOC at the end of FY 2017.¹

\$69.39

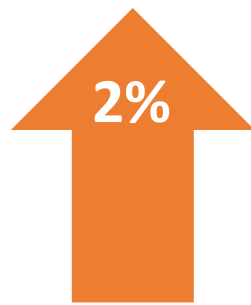
Cost to incarcerate an offender in an IDOC prison per day in FY 2017.¹

\$4.83

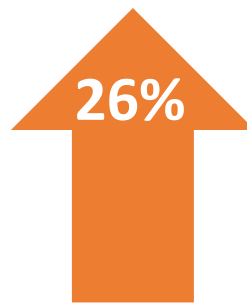
Cost to supervise an IDOC offender in the community per day in FY 2017.¹



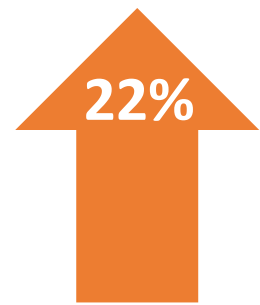
Total IDOC **prison population** increased 6% in FY 2017.²



Number of IDOC prisoners serving a **term** increased 2% in FY 2017.²

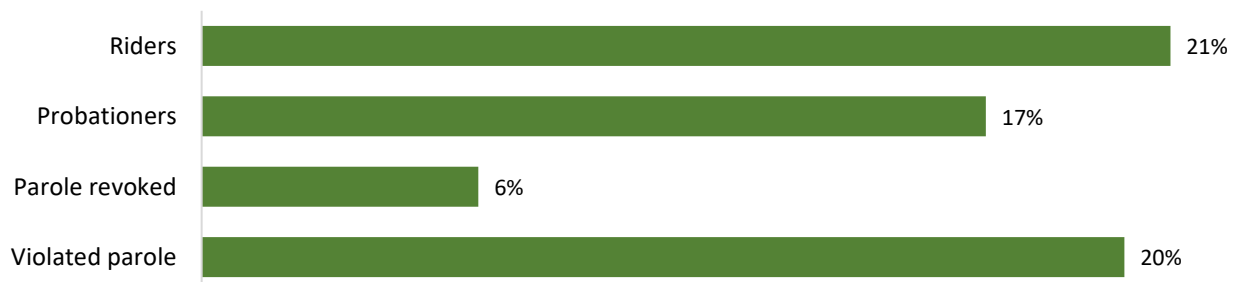


Number of IDOC prisoners participating in a **rider** increased 26% in FY 2017.²



Number of IDOC prisoners incarcerated for a **parole violation** increased 22% in FY 2017.²

Percent of IDOC offenders released in FY 2016 who recidivated within 1-year of release³



¹Idaho Department of Corrections. (2017). FY 17 *performance measures report*. Retrieved from https://dfm.idaho.gov/publications/bb/perfreport/pr2019/publicsafety/perfrpt_correction.pdf

²Idaho Department of Corrections (2017). *June 2017 population snapshot*. Retrieved from https://www.idoc.idaho.gov/content/about_us/research_statistics.

³Idaho Criminal Justice Commission (n.d.). *Idaho Criminal Justice Commission data sharing platform*. Retrieved from <https://icjc.idaho.gov/>

Parole in Idaho

73%

Percentage of regular requests for parole that were granted in 2017.¹

2,904

Number of parole releases in FY 2017. This is a **90% increase** from the 1,530 parole releases in FY 2013.²

2,140

Number of warrants issued in FY 2017. This is a **120% increase** from the 971 warrants issued in FY 2013.²

924

Number of violation hearings in FY 2017. This is a **34% increase** from the 692 violation hearings in FY 2013.²

32%

The number of parole revocation hearings increased 32% while the number of regular parole requests decreased by 4% from 2007 to 2016.³

4%

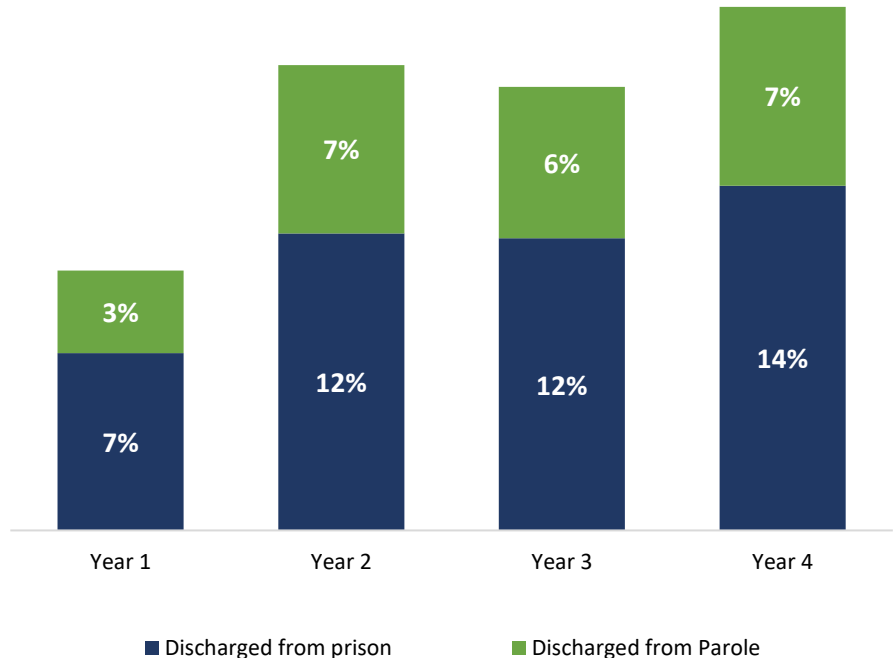
24%

of offenders discharged from **parole** returned to custody within 4 years of being released.¹

46%

of offenders discharged from **prison** returned to custody within 4 years of being released.¹

Percentage of Offenders Discharged from Parole and Discharged from Prison in 2013 Who Returned to Custody¹

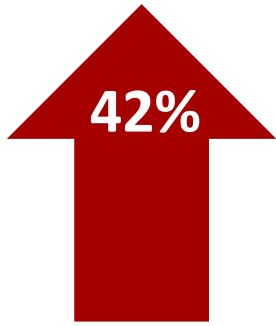


¹Idaho Criminal Justice Commission (n.d.). *Idaho Criminal Justice Commission data sharing platform*. Retrieved from <https://icjc.idaho.gov/>

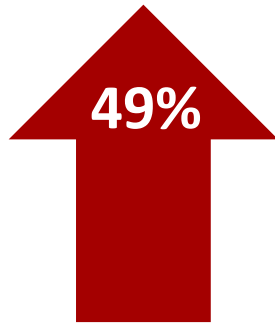
²Idaho Commission of Pardons and Parole. (n.d.). *Performance report*. Retrieved from https://dfm.idaho.gov/publications/bb/perfreport/pr2019/publicsafety/perfrpt_pardonsparole.pdf

³Idaho Commission of Pardons of Parole. (2017). *2017 parole commission summary data*. Retrieved from <https://parole.idaho.gov/documents/statistics/2017/2017%20Parole%20Commission%20Summary%20Data.pdf>

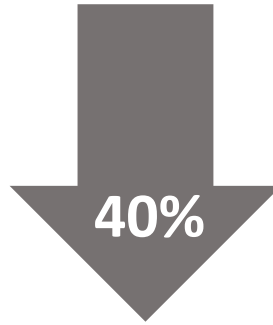
Drug & Alcohol Crimes in Idaho



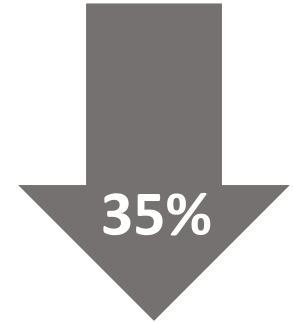
The number of **drug arrests** made by law enforcement increased 42% from 7,941 in 2009 to 11,255 in 2015.¹



The number of **drug charges** filed in the courts increased 49% from 14,356 in 2009 to 21,360 in 2015.²

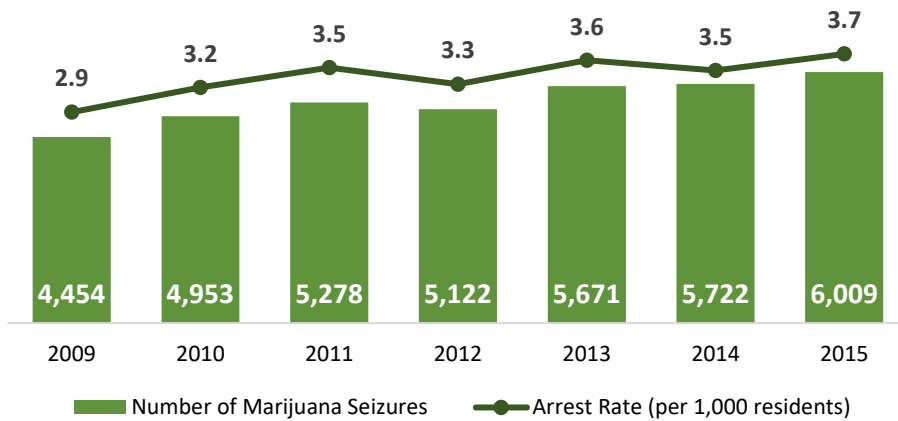


The number of **DUI arrests** made by law enforcement decreased by 40% from 12,343 in 2009 to 7,400 in 2015.¹



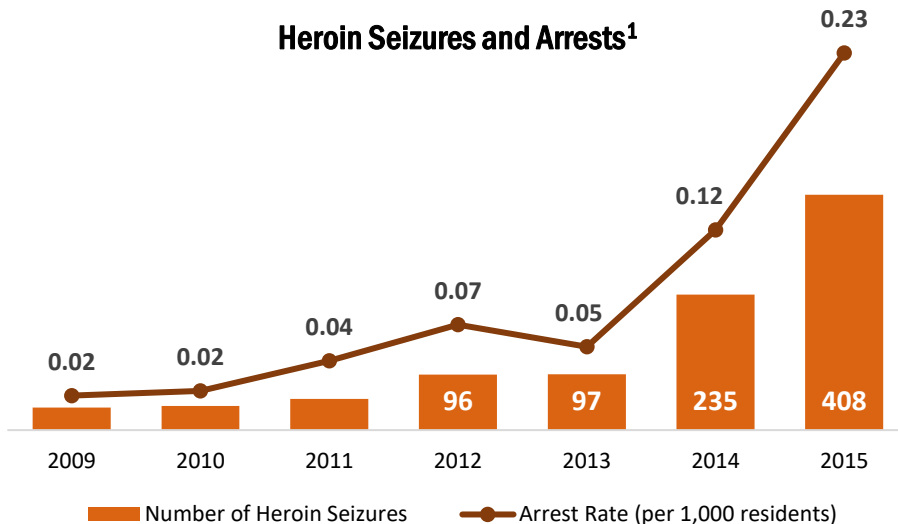
The number of **DUI charges** filed in the courts decreased by 35% from 13,258 in 2009 to 8,629 in 2015.²

Marijuana Seizures and Arrests¹



Marijuana arrests increased **36%** between 2009 and 2015.¹

Heroin Seizures and Arrests¹



Drug arrests among those aged 55 and older increased **174%** between 2009 and 2015.¹

Heroin arrests increased **1,067%** between 2009 and 2015.¹

¹Source: Idaho Incident-Based Reporting System.

²Source: Idaho Supreme Court Repository.

Behavioral Health in Idaho

4,995

Number of individuals receiving **substance use disorder services** through Idaho Department of Health & Welfare (IDHW) in FY 2017.¹

364

Number of IDHW **mental health clients receiving treatment were also on state probation or parole** in FY 2017.²

2%

Percentage of deaths in 2016 that were classified as **drug-induced deaths**.³

87%

Percentage of **firearm-related deaths that were suicides** between 2012 and 2016.⁴

In FY 2017, IDHW spent **\$9.7 million** to treat individuals with substance use disorders.⁵

In FY 2017,

4,555

people were evaluated pursuant to an **I.C. 19-2524 order**.⁵

In FY 2017,

257

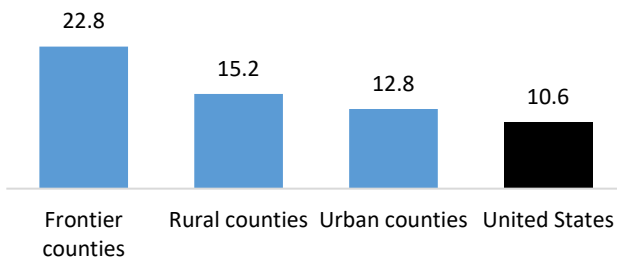
people were evaluated pursuant to an **I.C. 18-212 order**.⁵

In FY 2017,

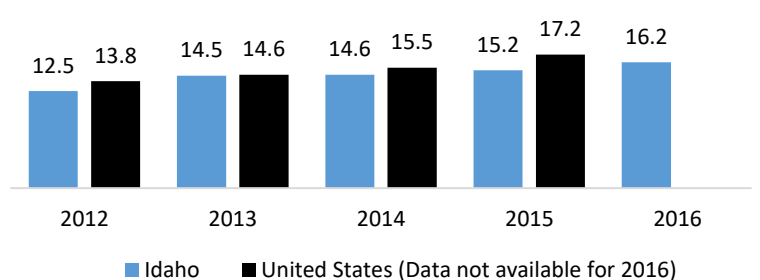
354

people participated in a **Mental Health Court**.⁵

Idaho Firearm-Related Death Rate, 2012-2016 (per 100,000 residents)⁴



Drug-Induced Death Rate, 2012-2016 (per 100,000 Residents)^{3,6}



¹Idaho Department of Health & Welfare. (n.d.). *Facts, Figures and Trends: 2017-2018*. Retrieved from https://healthandwelfare.idaho.gov/Portals/0/AboutUs/Publications/FFT2017_2018.pdf

²Source: Idaho Department of Health & Welfare and Idaho Department of Correction (2017, January). *Annual Community Gap Analysis*. Retrieved from https://www.idoc.idaho.gov/content/document/community_gap_analysis_for_2017

³Idaho Department of Health & Welfare. (2017, August). *Drug-Induced Deaths: Idaho Residents, 2016 Summary*. Retrieved from <https://healthandwelfare.idaho.gov/Portals/0/Health/Statistics/Misc%20Reports/Drug-Induced%20Death%20Summary/DrugDeaths2016.pdf>

⁴Idaho Department of Health & Welfare. (2018, January). *Firearm-Related Mortality 2012-2016*. Retrieved from

https://healthandwelfare.idaho.gov/Portals/0/Health/Statistics/Misc%20Reports/Mortality_Injury/Firearm_deaths_2012-2016.pdf

⁵Idaho Criminal Justice Commission. (n.d.). *Idaho Criminal Justice Commission data sharing platform*. Retrieved from <https://icjc.idaho.gov/>

⁶Idaho Department of Health & Welfare. (2017, July). *Drug-Induced Deaths: Idaho Residents, 2011-2015*. Retrieved from <http://healthandwelfare.idaho.gov/Portals/0/Health/Statistics/Misc%20Reports/Drug-Induced%20Death%20Summary/DrugDeaths2011-2015.pdf>

Juvenile and Social Services in Idaho

279

The **average number of youth** detained in an Idaho Department of Juvenile Corrections (DJC) facility in 2017.¹

95%

Percentage of youth in DJC facilities who **successfully completed** their programming in 2017.¹

61%

Percentage of eligible DJC youth who **received a high school diploma or GED** while in custody in 2017.¹

72%

Percentage of DJC youth who **did NOT recidivate** within 12-months of release in 2017.¹

Percentage of Idaho students who:¹

have a parent or caretaker who has served time in jail or prison **19%**

personally know someone who is in a gang **14%**

have been bullied **23%**

have seriously considered attempting suicide **17%**

rode in a vehicle driven by someone under the influence of alcohol **15%**

rode in a vehicle driven by someone under the influence of marijuana **12%**

drove under the influence of alcohol **7%**

drove under the influence of marijuana **12%**

On September 13, 2017:²

Domestic violence agencies in Idaho served

514

victims in one day.

Domestic violence agencies in Idaho had

341

unmet requests for service in one day.

33%

of all unmet requests for service were for **housing**.

¹Idaho Criminal Justice Commission (n.d.). *Idaho Criminal Justice Commission data sharing platform*. Retrieved from <https://icjc.idaho.gov/>

²National Network to End Domestic Violence. (2018). *Domestic violence counts: Idaho summary*. Retrieved from <https://nnedv.org/mdocs-posts/2017-idaho/>

Conclusions & Policy Implications

Prevalence of Crime in Idaho

Although the population of Idaho has grown steadily in recent years, the number of crimes reported to law enforcement and the number of charges filed for most classes of crime has declined. The only category of crime to see increases in incident reports, arrests, and court filings was drug crimes, which have outpaced the rate of decrease in other categories.

Further examination of arrest data indicates that heroin is emerging as a potential problem, as indicated by the more than 1,000% rise in arrests. Marijuana seizures have increased, but at a much slower pace, in spite of marijuana legalization in a number of Idaho's neighboring states.

The disposition of DV-related court cases is also of interest. Idaho's DV statute contains a "three strikes"-style provision regarding misdemeanor convictions¹, but further inquiry is warranted into the utility of this statute given the number of amended DV-related charges in recent years. The same question could also apply to whether offenders originally charged with a sex crime ultimately end up in the Sex Offender Registry.

Incarceration, Probation, & Parole

The number of individuals supervised by the Idaho Department of Correction (IDOC) has increased, even while the rates of the most serious crimes has declined. The increase is largely due to the number of individuals on community supervision, including those released on parole. According to the Commission of Pardons and Parole, parolees are more successful in avoiding recidivism than those released directly from prison. However, IDOC reports show that the number of incarcerated individuals being held for parole violations is increasing.

Behavioral Health, Juveniles, Social Services

Agencies that serve victims, juvenile offenders, and offenders with behavioral health needs have

been called upon to serve increasing numbers of clients. Although the Idaho Department of Health & Welfare (IDHW) spent nearly \$10 million on substance abuse treatment in FY 2017, that translated to less than \$2,000 per client.

The Idaho Department of Juvenile Corrections is seeing success, boasting a 95% program completion rate in 2017. Additionally, 72% of youth released in 2016 did not have a new charge adjudicated within 12 months.

Data from the Idaho Office of Drug Policy and DV Counts indicate that there are still some gaps regarding juvenile behavioral health and crime victim services. Bullying and substance use continue to be an issue for Idaho's youth. 23% of Idaho students reported being bullied within the last year, 19% drove under the influence of alcohol or marijuana, and 17% seriously contemplated suicide. Regarding domestic violence victims, agencies reported being unable to meet nearly 350 service requests in one day, with 33% of those requests being for safe housing.

Recommendations

Target funding for substance abuse treatment.

The state has ramped up funding in this area, but demand continues to increase and current funding levels only cover a portion of the typical treatment episode. Addressing this need could help reverse the trend of increasing drug-related crime and save money on justice-related expenses.

Continue to evaluate the impact of Justice

Reinvestment (JRI). JRI was intended to address the high number of probation and parole violators who return to prison. Continuing to evaluate the initiative and make adjustments as necessary will ensure that the desired results will materialize.

Find innovative ways to provide victim services.

Agencies are struggling to meet the demand. Pooling resources in new and creative ways, as well as increasing funding opportunities, could help address this gap in victim services.

¹Idaho Code § 18-918.

Definitions

Law Enforcement¹

All information related to law enforcement came from the Idaho Incident Based Reporting System (IIBRS), which includes information on criminal incidents reported to law enforcement throughout Idaho.

Incidents: Criminal events reported to law enforcement. One incident may include multiple offenders, victims, and offenses.

Incident Cleared by Arrest: When law enforcement closes an incident report due to the arrest of one or more offenders.

Exceptional Clearance: A method of closing an incident report when something beyond the control of law enforcement prevented an arrest (i.e., death of the offender, prosecution declined, extradition denied, victim refused to cooperate, or juvenile/no custody).

Violent Crimes: Incidents that included at least one of the following offenses as defined by the National Incident Based Reporting System (NIBRS): (1) Homicide offenses; (2) Assault offenses; (3) Kidnapping/abduction; or (4) Sex offenses.

Intimate Partner Violence (IPV): Violent crimes (see definition above) that were committed by an intimate partner (i.e., spouse, common law spouse, ex-spouse, boyfriend/girlfriend, or same-sex partner).

Sex Crimes: Incidents that included at least one of the following sex offenses as defined in NIBRS: (1) Rape; (2) Sodomy; (3) Fondling; or (4) Sexual Assault with an Object.

Property Crimes: Offenses involving the unlawful taking or possessing of property or money. Includes arson, bribery, burglary, forgery, extortion, fraud, robbery, theft, vandalism, and other similar offenses.

Crimes Against Society: Offenses in which an individual has engaged in a certain set of

prohibited activities. Includes animal cruelty, gambling, pornography, prostitution, weapons law violations, and other similar offenses.

Drug Crimes: Offenses involving the unlawful use, possession, sale, or manufacturing of illicit substances and/or related equipment.

Courts¹

Charges Filed: Based on original *charges*, not *cases*. A single case may include multiple charges.

Original Charge: The charge(s) included in the prosecutor's first case filing. These charges may be amended or dismissed at a later date as the case progresses.

Guilty Disposition: Closure of a court case via a guilty plea, guilty verdict, retained jurisdiction, treatment diversion, transfer to specialty court, or withheld judgment.

Domestic Violence-Related Charges: Includes domestic assault/battery, strangulation, stalking/harassment, and violations of no contact orders or protection orders.

Incarceration

Incarcerated: Offenders who are serving time in an Idaho Department of Corrections (IDOC) facility for a term or rider (see definitions below).

Supervised: Offenders who are on felony probation or parole.

Term: When an offender is committed to one of the state prisons by the courts or parole commission.

Rider: When an offender is committed to an IDOC Rider program. The courts will retain jurisdiction of this offender until the completion of the Rider program. The courts will subsequently determine whether to place this offender on Probation or Term status or to withhold judgment.

¹Note: Due to differences in offense definitions between IIBRS and the Courts, frequencies and percentages within crime types cannot be directly compared across these data sources.

Definitions

Rider Recidivism: When an offender is committed to a term of incarceration or a subsequent rider after completion of the initial rider.

Probation Recidivism: When a probationer violates the terms of probation and is returned to a term of incarceration or committed as a rider.

Parole Revoked: When the parole commission returns an offender to prison as a result of a parole violation.

Parole Violation: When an offender violates the conditions of his/her parole. The parole commission may revoke parole as a result of a violation.

Parole

Regular parole hearing: A hearing conducted by the commission face-to-face with an offender to determine if the offender will be an appropriate candidate to return to the community.

Revocation hearing: A hearing conducted by the commission after an offender has violated the conditions of parole, where the commission will consider whether or not parole will be revoked and the offender returned to a correctional facility.

Drug and Alcohol Crime

Drug arrest: An arrest in which the arrest offense was recorded as “drug/narcotic violation” or “drug equipment violation”.

DUI arrest: An arrest in which the arrest offense was “driving under the influence”. DUI can refer to a driver being under the influence of alcohol and/or drugs.

Marijuana/heroin arrest: A drug arrest in which marijuana or heroin was seized by law enforcement.

Behavioral Health

Drug-induced death: Any death in which the underlying cause was drug use, including

poisoning/overdose, illness, substance use disorder, and long-term drug use.

Firearm-related death: Any death that was caused by or related to being shot with a firearm.

Idaho Code 19-2524 Order: Requires a defendant to undergo a substance abuse and/or mental health assessment. Results may be considered for referrals to community-based treatment during sentencing and post-sentencing proceedings.

Idaho Code 18-212 Order: Used to determine a defendant’s fitness to participate in court proceedings and/or whether to commit a defendant to the Idaho Department of Health & Welfare for restoration of competency.

Frontier Counties: Counties with a population density of less than six residents per square mile.

Rural Counties: Counties with a population density of greater than or equal to six residents per square mile, but no urban population center.

Urban Counties: Counties containing a population center of at least 20,000 residents.

Juvenile and Social Services

Average daily count: The average number of juveniles committed to Idaho Department of Juvenile Corrections (IDJC) custody within the stated year.

Successfully completed programming: A move to a program of lower custody or to actual release.

Percent of eligible juveniles who have received a high school diploma or GED while in IDJC custody: Juveniles are eligible if they are at least 17 years old at release. This data includes juveniles who are released from a state facility.

Recidivism: The percentage of juveniles released from IDJC custody who are re-adjudicated (misdemeanor or felony) within 12 months of release.