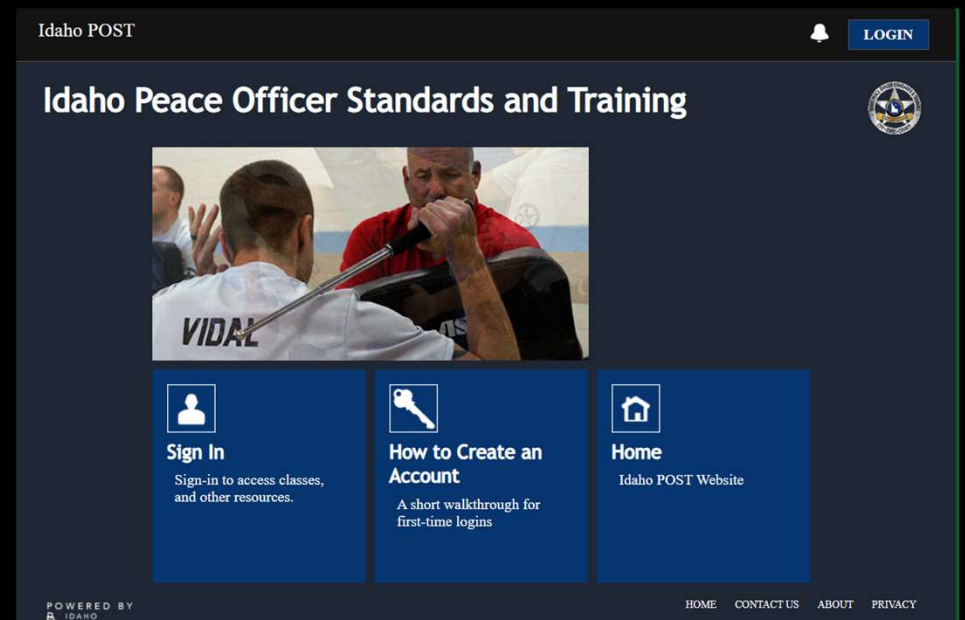


BTS/BTO POST ELEARNING ENROLLMENT

Beginning April 2026, Canvas no longer hosts the online portion of the ISP BTO/BTS Alcohol Training

To enroll in the ISP Breath Alcohol Training course, go to <https://elearning.post.idaho.gov/> and click on Sign in. First time users will need to setup a user account using their POST ID#. Contact POST if you need assistance



The screenshot displays the Idaho POST elearning website. At the top left, it says "Idaho POST" with a notification bell icon and a "LOGIN" button. The main heading is "Idaho Peace Officer Standards and Training" with the Idaho POST logo on the right. Below the heading is a video player showing a man in a red shirt speaking into a microphone, with another man in a white shirt with "VIDAL" on the back. Underneath the video are three blue buttons: "Sign In" (with a person icon) with the text "Sign-in to access classes, and other resources.", "How to Create an Account" (with a key icon) with the text "A short walkthrough for first-time logins", and "Home" (with a house icon) with the text "Idaho POST Website". At the bottom left, it says "POWERED BY" with a logo. At the bottom right, there are links for "HOME", "CONTACT US", "ABOUT", and "PRIVACY".

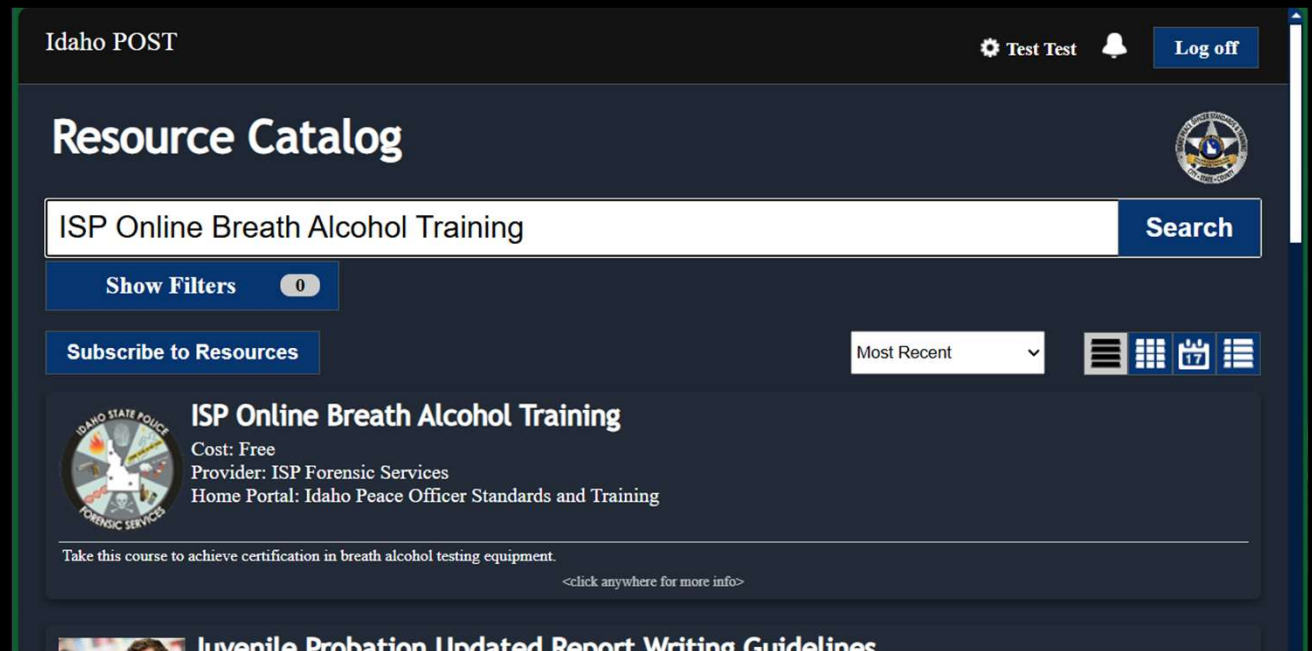
BTS/BTO POST ELEARNING ENROLLMENT

Once signed in, click on the POST Course Catalog tile

The screenshot displays the user interface of the Idaho POST website. At the top left, the text "Idaho POST" is visible. On the top right, there are icons for "Test Test", a notification bell, and a "Log off" button. The main header reads "Idaho Peace Officer Standards and Training" with the organization's logo on the right. Below the header is a large image of a police car on a training course. The dashboard features five blue navigation tiles: "Home" (Idaho POST Website), "My Courses", "POST Course Catalog" (highlighted with a red border), "Zoom" (Join Meeting), and "POST Schoology" (Single Sign On).

BTS/BTO POST ELEARNING ENROLLMENT

Search or scroll to find the ISP Online Breath Alcohol Training course and click on the listing



The screenshot displays the Idaho POST Resource Catalog interface. At the top, the header includes 'Idaho POST', a 'Test Test' button, a notification bell, and a 'Log off' button. The main heading is 'Resource Catalog', accompanied by the Idaho State Police logo. A search bar contains the text 'ISP Online Breath Alcohol Training', with a 'Search' button to its right. Below the search bar, there is a 'Show Filters' button with a '0' indicator, a 'Subscribe to Resources' button, a 'Most Recent' dropdown menu, and a grid of icons. The search results for 'ISP Online Breath Alcohol Training' are displayed, featuring a circular logo for 'Idaho State Police Forensic Services'. The course details are: 'Cost: Free', 'Provider: ISP Forensic Services', and 'Home Portal: Idaho Peace Officer Standards and Training'. A note below the details states: 'Take this course to achieve certification in breath alcohol testing equipment.' and a link '<click anywhere for more info>' is provided. At the bottom, a partial listing for 'Juvenile Probation Updated Report Writing Guidelines' is visible.

BTS/BTO POST ELEARNING ENROLLMENT

Click on the available course section and
click register

Section Details

ISP Online Breath Alcohol Training



3/13/2026 - 3/13/2036
\$ Free
No Assigned Instructor
Online

Provided by Idaho State Police Forensic Services

Fri, Mar 13th - Mar 13th at 8:00AM - 5:00PM (MT)

Take this course to achieve certification in breath alcohol testing equipment.

Available: 9998 / 9999

[Register](#)

BTS/BTO POST ELEARNING ENROLLMENT

Click on Idaho POST at the top of the screen to return to the home menu.

There you will have a blue tile for each course that you are enrolled in.

Click on the tile to enter the course material.

The screenshot shows the Idaho POST eLearning enrollment dashboard. At the top, it says 'Idaho POST' and 'Idaho Peace Officer Standards and Training'. There are navigation links for 'Test Test', a notification bell, and 'Log off'. A 'Home' tile with a house icon and 'Idaho POST Website' is visible. Below are several course tiles, each with a circular icon containing an 'S' and a '- Click to Attend Class -' link at the bottom. The 'ISP Online Breath Alcohol Training' tile is highlighted with a red border. Other tiles include 'My Courses', 'POST Course Catalog', 'Zoom', 'POST Schoology', 'Juvenile Justice', 'Patrol Officer', and 'Sexual Assault Response'. The bottom of the dashboard has a 'POWERED BY IDAHO DIGITAL' logo and links for 'HOME', 'CONTACT US', 'ABOUT', and 'PRIVACY'.

Course Name	Code	Link
ISP Online Breath Alcohol Training	INS-Patrol-BAT	- Click to Attend Class -
Juvenile Justice	JJ-INS-CPTED	- Click to Attend Class -
Patrol Officer	PATROL-PA-SAT01	- Click to Attend Class -
Sexual Assault Response	SA-INS-FN((MASTER))	- Click to Attend Class -

BTS/BTO POST EARNING ENROLLMENT

Once a course is completed, you can go to the My Courses tile to view and print a certificate of completion.

THIS ONLY INDICATES THAT SOMEONE HAS COMPLETED THE TRAINING AND DOES NOT AUTOMATICALLY CERTIFY SOMEONE as a BTO or BTS to use the breath alcohol instrument.

(This also only tracks online POST course activities and does not account for activities provided by other agencies.)

For a complete sign off, user must enter their quiz and test scores from the learning management software here <https://apps.isp.idaho.gov/ForensicsCertification/trainingComplete.html> and successfully complete a proficiency test. BTOs are signed off by their agency's BTSs and BTSs are signed off by ISP Forensics. AGENCY BTSs MUST COMPLETE THE APPROPRIATE PAPERWORK AFTER COMPLETING THE PROFICIENCY TEST AND SUBMIT DIRECTLY TO POST FOR THE BTO TO GET **POST CREDIT** FOR THE COURSE.

BTO and BTS certificates are separate and are accessed here:

<https://apps.isp.idaho.gov/ForensicsCertification/certificateSearch>

WHICH MODULES DO I TAKE?

- All users **must** take the following:
 - Physiology
 - Legal Understanding of DUI
- Then you need to take the modules **corresponding to the instruments** that you wish to certify and use for evidential breath testing. You will not be certified on any instrument that you do not complete a proficiency test on.
- If you certify with the EasyCal performance verification unit, please note that the certification for the EasyCal does not expire.
- If certifying as a BTS, take the BTS tests. If certifying as a BTO, take the BTO tests when applicable.

FLEXIBILITY?

- You do not need to complete the modules in any specific order.
- You do not need to complete the modules in any specific timeframe.
- You can start and stop the modules as you need to at any time.
- You can enter and exit the training at any time. You will need to obtain and passing grade of **80%** of better to proceed to proficiency testing on each test.
- You can pause the training for breaks.
- You can take the training over multiple days if necessary.
- Your date of completion and scores for each module will be recorded in the online application along with training times, and testing times.

However, you MUST take a photo/screenshot of each completed test to show your BTS at the proficiency test.

TRAINING COMPLETION

- Once you have completed each module test, **PRINT, TAKE A PICTURE, SCREENSHOT, or somehow otherwise capture** and record your test score to show your BTS or regional breath testing coordinator.
- You will then be directed to a web portal to enter in your test scores, or you can use the link below. On this page, enter in the scores you received on your test for the modules you completed.
- <https://apps.isp.idaho.gov/ForensicsCertification/trainingComplete.html>

ENTERING YOUR SCORES AND INFORMATION

- YOU WILL ENTER THE INFORMATION ON THIS PAGE:
 - [HTTPS://APPS.ISP.IDAHO.GOV/FORENSICCERTIFICATION/TRAININGCOMPLETE.HTML](https://apps.isp.idaho.gov/forensiccertification/trainingcomplete.html)
 - SELECT IF YOU ARE CERTIFYING AS A BTS OR BTO.
- ENTER IN YOUR NEW POST ID IN THE FORMAT: AA##-##
- SUBMIT YOUR SCORES
 - THE FORMAT IS IN # CORRECT OUT OF # OF EXAM QUESTIONS. YOUR PERCENTAGE WILL BE AUTOMATICALLY GENERATED.
- YOUR BTS OR ISP FORENSICS REGIONAL BREATH TESTING COORDINATOR (RBTC) WILL NOT BE ABLE TO SIGN YOU OFF UNTIL YOU LOG YOUR SCORES.
- YOU WILL NOT RECEIVE YOUR CERTIFICATE UNTIL YOUR BTS OR RBTC SIGNS YOU OFF.

You have completed the online training.

Please enter your POST ID and select from the list below the instruments on which you would like to be certified.

Username (POST ID)* **BTO/BTS***

Physiology Exam Score* out of physiology exam score % **Legal Training Exam Score*** out of legal training exam score %

Certifications*

- AlcoSensor
- Draeger 9510 series
- Intoxilyzer 5000 series
- Lifeloc EASYCAL out of Lifeloc EASYCAL exam score %
- Lifeloc FC20 series out of Lifeloc FC20 series exam score %

Based on the test scores provided above, you will be eligible to be certified on the following instruments. If additional instruments are required, you must complete the Canvas module for the additional instrument(s) and provide a score for the test in the above section.

- Lifeloc EASYCAL
- Lifeloc FC20 series

Note that each test score input above must be documented via a screen capture, photo or hard copy printout verifying that score.

ENTERING YOUR SCORES AND INFORMATION

- Fill in the scores from each instrument test that was completed
- Remember to keep the documentation until you have completed the proficiency testing (snapshot, picture or printout of the test scores)

Instruments*

Draeger 9510 series

out of %

Intoxilyzer 5000 series

Lifeloc EASYCAL

Lifeloc FC20 series

out of %

Based on the test scores provided above, you will be eligible to be certified on the following instruments. If additional instruments are required, you must complete the Canvas module for the additional instrument(s) and provide a score for the test in the above section.

- Draeger 9510 series
- Lifeloc FC20 series

Note that each test score input above must be documented via a screen capture, photo or hard copy printout verifying that score.

TRAINING COMPLETION

- WHEN YOU HAVE COMPLETED THIS STEP, YOU WILL BE PRESENTED WITH LIST OF THE BTS THAT ARE ABLE TO PERFORM YOUR PROFICIENCY TEST IF YOU ARE CERTIFYING AS A BTO.
- **THE DATE LISTED ON YOUR CERTIFICATE WILL BE THE DAY YOUR BTS OR ISP FORENSICS RBTC SIGNS YOU OFF, NOT THE DATE OF YOUR SCORE ENTRY OR ONLINE TRAINING.**
- IF YOU ARE CERTIFYING AS A BTS, CONTACT YOUR NEAREST REGIONAL FORENSIC BREATH TESTING COORDINATOR TO SCHEDULE YOUR PROFICIENCY TEST.

- CDA: 208-209-8700
- Pocatello: 208-239-9900
- Meridian: 208-884-7170

Jeremy.Johnston@isp.idaho.gov

Rachel.Cutler@isp.idaho.gov

Nikka.Bradley@isp.idaho.gov


John.Garner@isp.idaho.gov

Katie.Maxfield@isp.idaho.gov

FREQUENTLY ANSWERED QUESTIONS

- OFFICER FORGOT THEIR POST ID OR PASSWORD
 - CONTACT THE POST [HTTPS://POST.IDAHO.GOV/CONTACT-US/](https://post.idaho.gov/contact-us/)
 - CONTACTUS@POST.IDAHO.GOV

IDAHO Official Government Website



IDAHO PEACE OFFICER STANDARDS AND TRAINING

[POST Council](#) ▾ [Idaho POST](#) ▾ [Agency Resources](#) ▾ [Training](#) ▾ [Departments](#) ▾ [Public Records](#) [FAQ](#)

[Home](#) / [Contact Us](#)

Contact Us

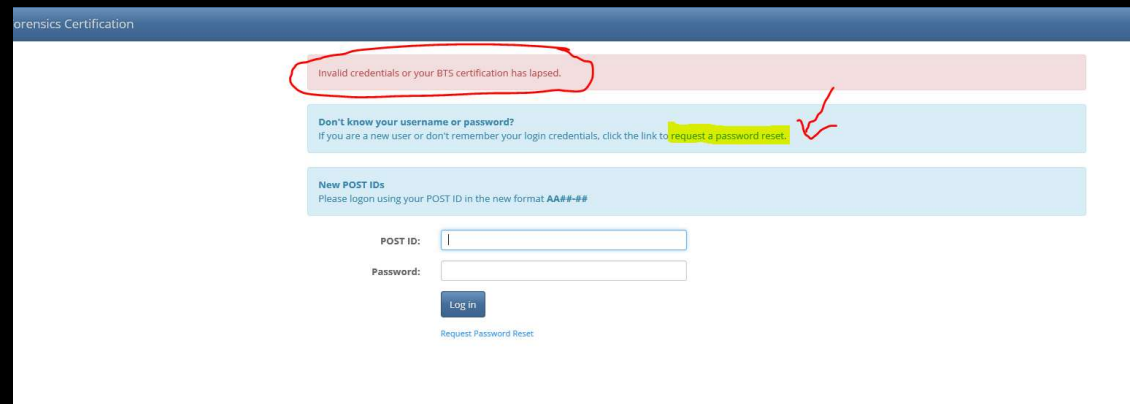
For General Questions Please Call 208.884.7250
or toll free 866.670.7678 or [Email Us](#)

FREQUENTLY ANSWERED QUESTIONS

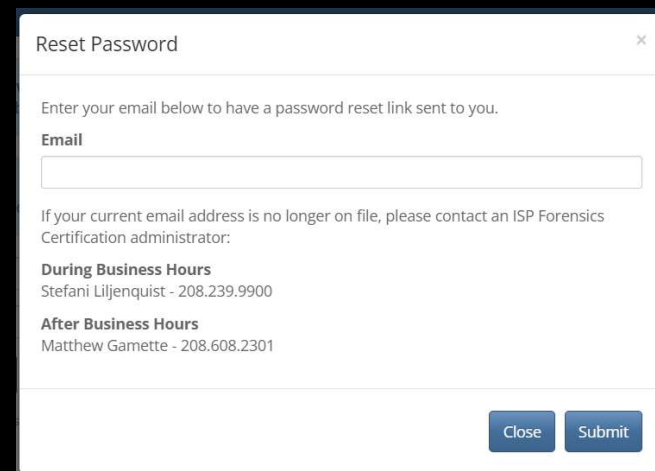
I AM A BTS AND I AM TRYING TO SIGN OFF A BTO ON THE FORENSICS WEBSITE AND MY PASSWORD OR USERNAME IS NOT BEING ACCEPTED ON [HTTPS://APPS.ISP.IDAHO.GOV/FORENSICSCERTIFICATION/LOGIN](https://apps.isp.idaho.gov/forensicscertification/login)

MAKE SURE THAT YOUR PASSWORD AND USERNAME ARE BEING TYPED IN CORRECTLY.

- IF YOU DON'T REMEMBER YOUR LOGIN CREDENTIALS OR YOU ARE A NEW USER, USE THE LINK ON THE LOGIN PAGE TO REQUEST A PASSWORD RESET.
- FILL IN THE INFORMATION ON THE POPUP SCREEN OR CONTACT THE LISTED INDIVIDUALS.
- CONTINUED ON NEXT PAGE



The screenshot shows the 'Forensics Certification' login page. At the top, a red error message states 'Invalid credentials or your BTS certification has lapsed.' Below this, a blue box contains the text 'Don't know your username or password?' followed by a link to 'request a password reset', which is highlighted in yellow and pointed to by a red arrow. A section titled 'New POST IDs' provides instructions on the format. The login form includes fields for 'POST ID:' and 'Password:', a 'Log in' button, and a 'Request Password Reset' link.



The 'Reset Password' popup screen prompts the user to 'Enter your email below to have a password reset link sent to you.' It features an 'Email' input field. Below the field, it provides contact information for the ISP Forensics Certification administrator, including phone numbers for 'During Business Hours' (Stefani Liljenquist) and 'After Business Hours' (Matthew Gamette). The screen concludes with 'Close' and 'Submit' buttons.

FREQUENTLY ANSWERED QUESTIONS

BUT IT WAS WORKING BEFORE! I AM A BTS AND I WAS ABLE TO SIGN OFF A BTO ON THE FORENSICS WEBSITE ([HTTPS://APPS.ISP.IDAHO.GOV/FORENSICSCERTIFICATION/LOGIN](https://apps.isp.idaho.gov/forensiccertification/login)) AND NOW I CAN'T LOG BACK IN!

CURRENT BTS CAN SIGN OFF A BTO. IF YOUR CREDENTIALS HAVE EXPIRED, YOU WILL NOT BE ABLE TO LOG IN AND SIGN OFF A BTO.

CHECK YOUR CERTIFICATE HERE:

[HTTPS://APPS.ISP.IDAHO.GOV/FORENSICSCERTIFICATION/CERTIFICATESEARCH](https://apps.isp.idaho.gov/forensiccertification/certificatesearch)

IF CERTIFICATION HAS EXPIRED, PLEASE FOLLOW THE STEPS FOR BTS RECERTIFICATION PRIOR TO SIGNING OFF A BTO.



FREQUENTLY ANSWERED QUESTIONS

- ONE OF MY OFFICERS CANNOT ENTER THEIR ONLINE SCORES BECAUSE THEIR POST ID ISN'T BEING ACCEPTED.
 - MAKE SURE THEY ARE USING THE NEW POST ID WITH THE NEW FORMAT; (AA###-##)
 - A LIST OF THE NEW POST IDS CAN BE FOUND ON THE POST AGENCY PORTAL.
 - ([HTTPS://POST.IDAHO.GOV/](https://post.idaho.gov/))
 - CONTINUED ON NEXT PAGE

Invalid or unknown POST Id. x

You have completed the online training.
Please enter your POST ID and select from the list below the instruments on which you would like to be certified.

Username (POST ID)*
POST ID

BTO/BTS*
BTO

Physiology Exam Score*
out of physiology exam score %

Legal Training Exam Score*
out of legal training exam score %

Certifications*

- AlcoSensor
- Draeger 9510 series
- Intoxilyzer 5000 series
- Lifeloc EASYCAL
- Lifeloc FC20 series

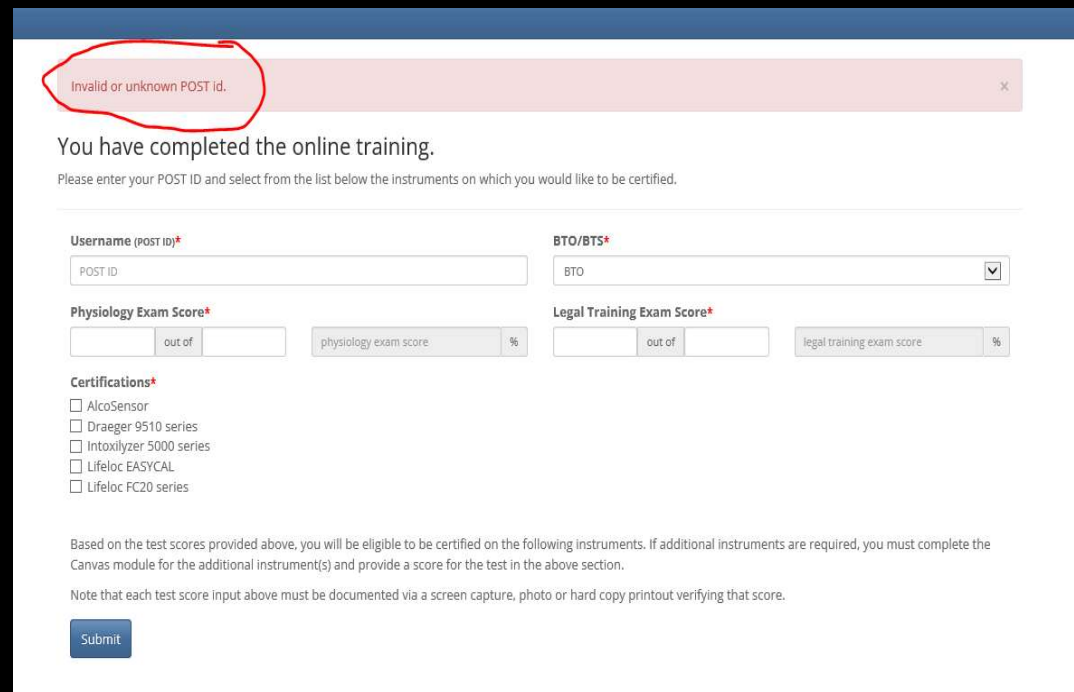
Based on the test scores provided above, you will be eligible to be certified on the following instruments. If additional instruments are required, you must complete the Canvas module for the additional instrument(s) and provide a score for the test in the above section.

Note that each test score input above must be documented via a screen capture, photo or hard copy printout verifying that score.

Submit

FREQUENTLY ANSWERED QUESTIONS

- NEW UPDATES TO THE WEBSITE IS DESIGNED TO UPDATE AT LEAST ONCE A WEEK TO ADD NEW USERS AND UPDATE EXISTING USER CREDENTIALS.
- IF YOUR OFFICER IS NEW TO THE AGENCY OR NEW TO POST, AND IS HAVING ISSUES ENTERING SCORES, THE OFFICER MAY NEED TO BE ADDED MANUALLY TO THE SYSTEM.
- PLEASE CONTACT STEFANI LILJENQUIST AND PROVIDE THE OFFICER'S NAME, EMAIL, AGENCY AND NEW FORMAT POST ID (AA##-##) :
- STEFANI LILJENQUIST
 - 208-239-9902
 - STEFANI.LILJENQUIST@ISP.IDAHO.GOV



Invalid or unknown POST id.

You have completed the online training.

Please enter your POST ID and select from the list below the instruments on which you would like to be certified.

Username (POST ID)*

BTO/BTS*

Physiology Exam Score* out of physiology exam score %

Legal Training Exam Score* out of legal training exam score %

Certifications*

- AlcoSensor
- Draeger 9510 series
- Intoxilyzer 5000 series
- Lifeloc EASYCAL
- Lifeloc FC20 series

Based on the test scores provided above, you will be eligible to be certified on the following instruments. If additional instruments are required, you must complete the Canvas module for the additional instrument(s) and provide a score for the test in the above section.

Note that each test score input above must be documented via a screen capture, photo or hard copy printout verifying that score.

FREQUENTLY ANSWERED QUESTIONS

- ONE OF MY OFFICERS DID NOT SCREENSHOT THEIR SCORES, DO THEY NEED TO REPEAT THE COURSE?
 - NO, BUT DO ENCOURAGE THEM TO GET INTO THE HABIT OF TAKING THE SCREENSHOT AT THE END OF THE QUIZ
 - HAVE YOUR OFFICER GO ON THE POST ELEARNING MY COURSES TILE TO VIEW AND PRINT A CERTIFICATE OF COMPLETION

BTS HELP?

If you need additional help with the online portal that wasn't answered already, finding a BTO, getting access to the training, authorization or have other technical issues please contact Stefani Liljenquist for additional support.

Primary Contact:

Stefani Liljenquist

208-239-3302

Stefani.Liljenquist@isp.idaho.gov

Alternate Contact:

Katie King

208-239-9903

katie.king@isp.idaho.gov

After-hours emergency only:

Matthew Gamette

208-608-2301

Matthew.Gamette@isp.idaho.gov

BTS? HAVE MORE QUESTIONS?

- If you are a BTS and you have other questions regarding training that weren't addressed here or need clarification, please contact one of the RBTCs:
 - Johnston, Jeremy - Jeremy.Johnston@isp.idaho.gov
 - Cutler, Rachel - Rachel.Cutler@isp.idaho.gov
 - Garner, JohnT- John.Garner@isp.idaho.gov
 - Bradley, Nikka - Nikka.Bradley@isp.idaho.gov
 - Maxfield, Katie - Katie.Maxfield@isp.idaho.gov

We will try and get you the help that you need as soon as possible.