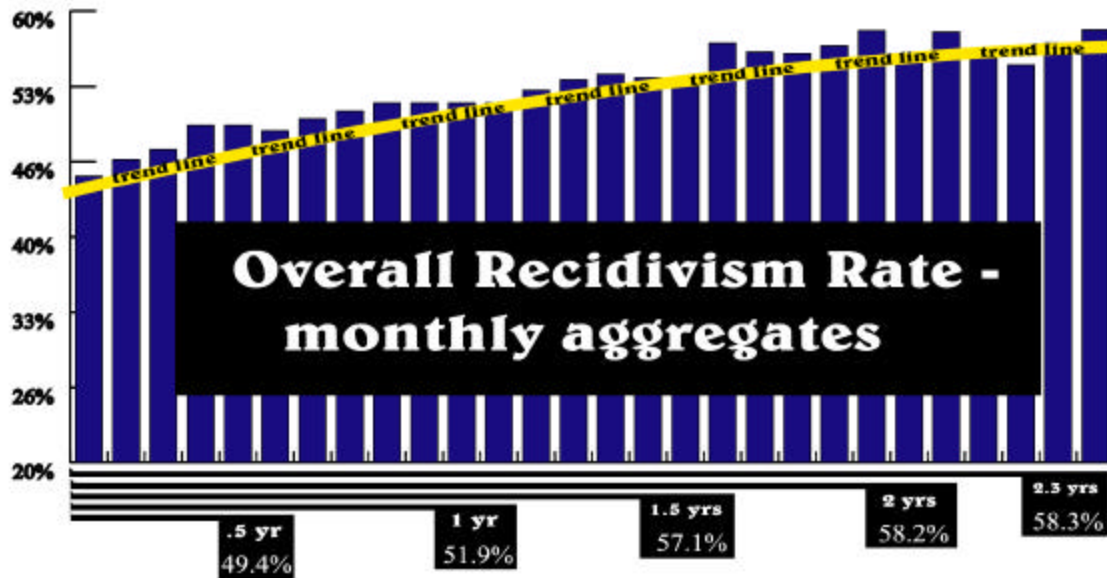




# DAY REPORTING RECIDIVISM REPORT



John Hayter & Robert C. Uhlenkott  
Statistical Analysis Center/Evaluation Unit  
Idaho Department of Law Enforcement  
4/20/99



The Idaho Statistical Analysis Center / Evaluation Unit, the Idaho Department of Correction, and five other alternative sanction programs throughout the western states have collaborated on a research endeavor to evaluate unique and innovative approaches to the punishment and rehabilitation of probationers and parolees. This publication represents Idaho Day Reporting's contribution to this research endeavor. A comprehensive publication incorporating data from all five sites will be provided by the Bureau of Justice Assistance (BJA) in the summer of 1999. The first Day Reporting Centers were established in the early 1970s in Great Britain. Intensive empirical research on the success of these programs is just now beginning to emerge, and may provide the foundation for new alternative methods to incarceration in the coming years.

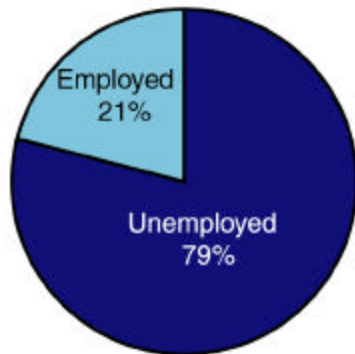
In the evaluation of prison programs, one of the most critical elements is considered to be recidivism. Definitions of recidivism vary throughout the criminal justice community, primarily as they relate to the selection of timeframes for considering whether or not re-arrest has occurred. Although the selected point in time may range from a month to ten years, a one-year interval is most commonly used for evaluation of re-arrest rates. This publication uses statistical sampling techniques that allow the researcher to evaluate recidivism at any point on a time continuum, allowing for multiple comparisons with multiple programs (*ceteris paribus*). The graphic above exhibits the general recidivism of all Day Reporting enrollees by month for intervals of up to two years and four months. Since the program's inception occurred approximately three years prior to the criminal history background examinations, a two year and four month time period was used to maximize sample size. Overall, about half (51.88%) of the participants recidivate after the first year following release from the program. As would be expected, the graphic displays these recidivism rates slowly increasing over time.

At first glance, these recidivism rates appear to be somewhat high compared to similar studies nationwide (ranging anywhere from 20% to 70%). However, it must be noted that Idaho's Day Reporting program slightly differs from other similar programs. Day Reporting participants have been issued a last chance and in most cases could have been incarcerated under the provisions of Idaho Law. Also, it must be noted that most enrollees have not yet experienced incarceration, perhaps allowing them to underestimate the gravity of their situation. The enrollees sampled in this research endeavor represent the entire population that has gone through the Day Reporting program, thus eliminating any opportunity for sampling error. However, an appropriate control group cannot be established since it is Day Reporting's policy **not** to deny service to those that need this kind of rehabilitation and training.



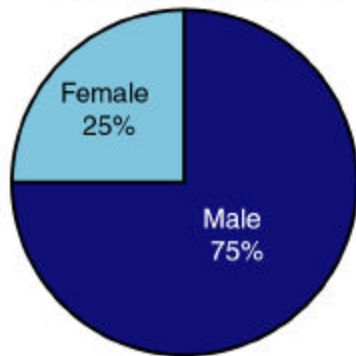
# Demographics

### Employment Status at Entry

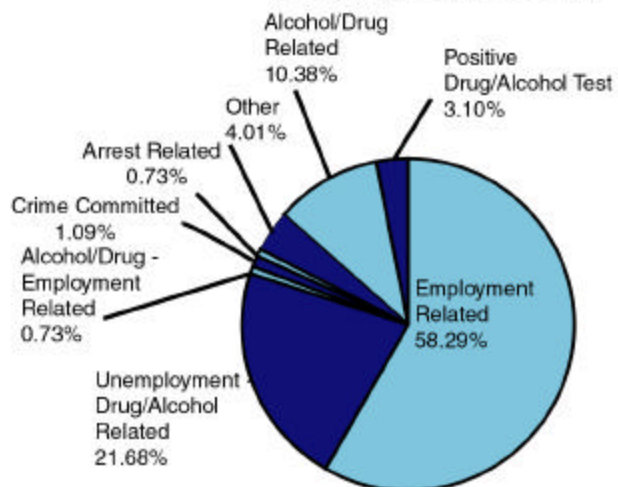


This section evaluates the demographic makeup of Day Reporting enrollees. Generally people are referred to the program due to drug and/or employment (unemployed) related problems. Seventy nine percent (79%) of the participants enter the program unemployed. Three-quarters of the enrollees are male and minorities are overrepresented in comparison to their incidence in the general population; these minorities are, however, fairly representative of the current prison population in Idaho. Most (88%) of the participants are also on probation rather than parole.

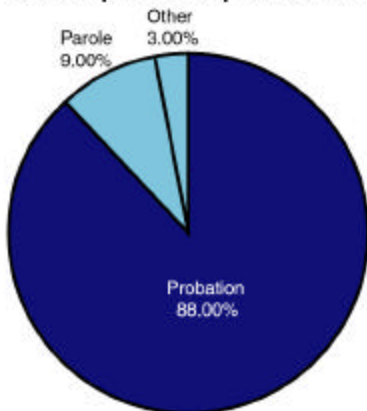
### Participant Gender



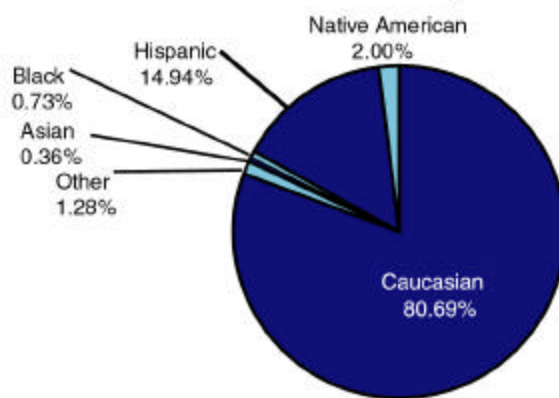
### Reason for Referral



### Participant Supervision



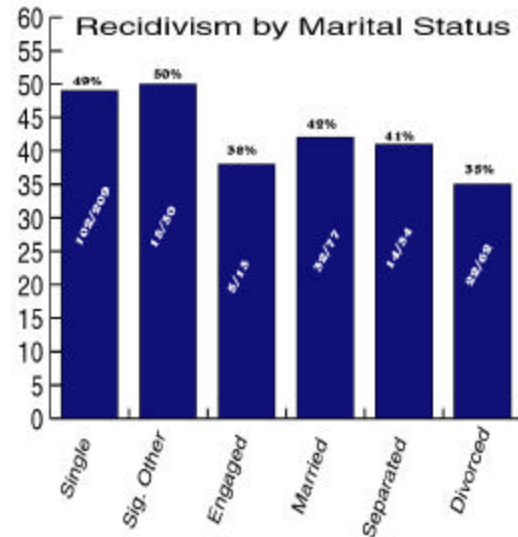
### Ethnicity



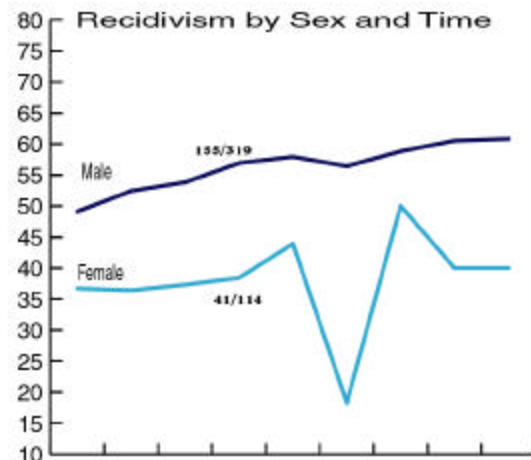
# Demographics and Recidivism



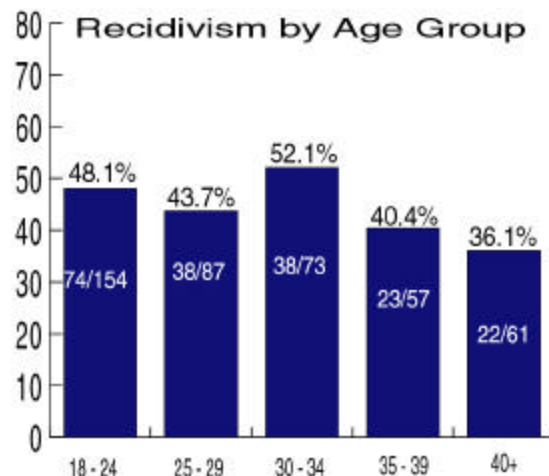
-The recidivism rates of those inmates that were single or had a significant other were markedly higher than those who were engaged, married, separated, and divorced. This suggests that those who had nuclear families or some particular familial responsibility tended to do better in the Day Reporting program. Initially, this would appear to be age-related; however, the following graphs dispel this assumption. Perhaps the installation of support groups could buttress or enhance the tools already provided by Day Reporting.



-As would be expected, the following graphic indicates that males are more likely to recidivate than their female counterparts. This finding is supported by similar research.



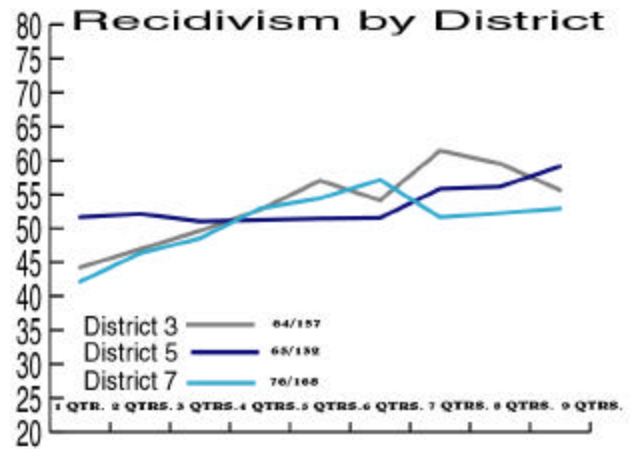
-Age does not appear to be a statistically significant indicator of potential for success or failure in the Day Reporting program. Inmates over 40 appear to have fared slightly better than those in other age groups, although other age comparisons reflect negligible differences.



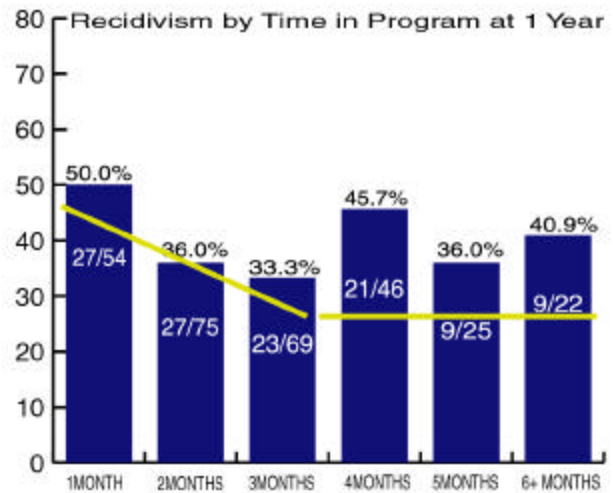


## Recidivism - District / Time in Program

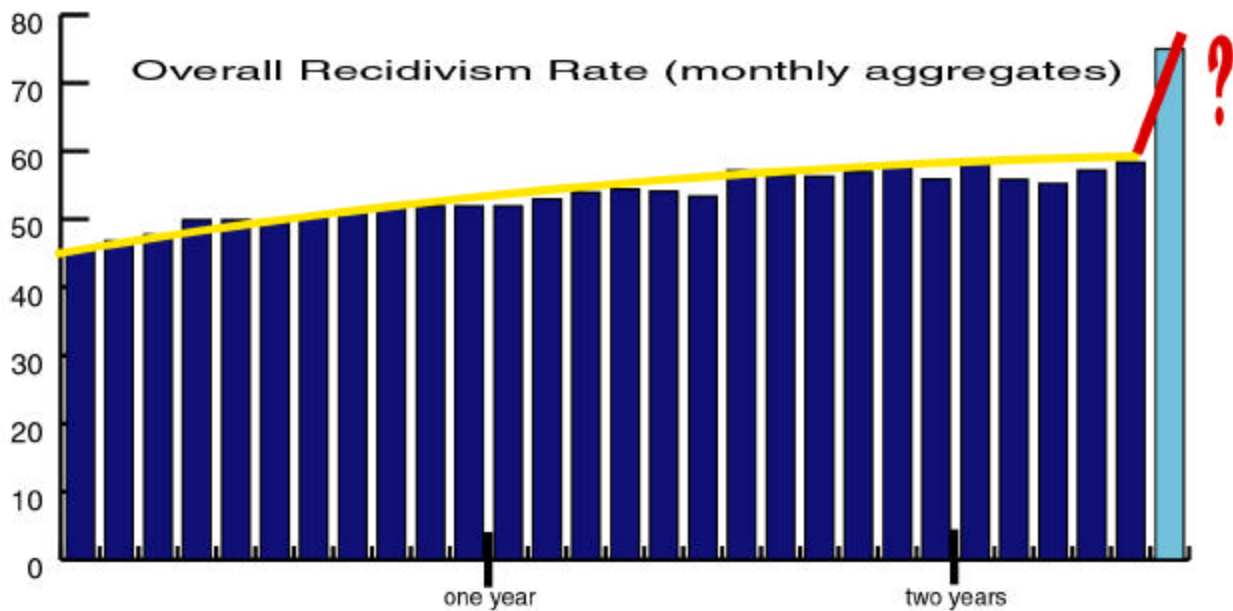
-Statistically, comparative recidivism rates among districts did not greatly differ. Anecdotally, analysis leads us to believe that district three's program has been operated more effectively. This appears to be the result of low program administrator turnover rates in district three.



-This graphic displays the recidivism rate by the amount of time spent in the program (training). Recidivism improves while the participant is in training for up to 90 days. Following the 90 day period, this trend flattens out. This result is consistent with other recidivism research, and may warrant further research to determine if it is appropriate or cost effective to continue enrollee training indefinitely.

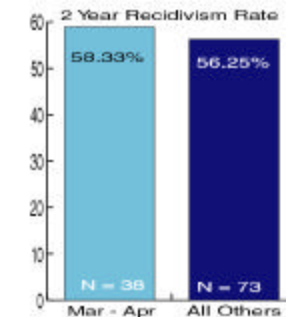
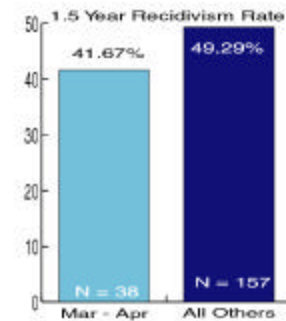
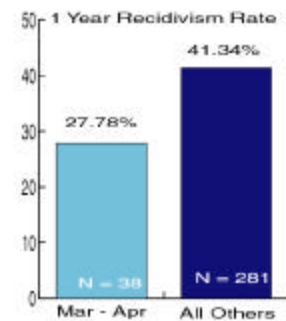


# Two Year Retention Threshold, or Abberation



Criminal history background checks were made in October of 1998, making the sample too small to appropriately evaluate recidivism over the selected two year and four month period. However, when including another month to the recidivism graph, the recidivism rates substantially rise (notice the light blue bar in the above chart). While "N" figures (sample size) are small, they are approaching statistical significance, making further introspection relevant.

Initially we hypothesized that these rates (2.5 year) were the result of growing pains at the program's inception, because the "N" data represents those that enrolled during the first two months of the program. Surprisingly, however, this hypothesis is weakened by further analysis. We chose to sample selected arbitrary dates for recidivism analysis by comparing those first enrollees against random samples of those enrolled at later dates. We would expect to find that the recidivism rates for the Mar-April sample (first enrollees) to be significantly higher at all the arbitrary dates, as well. As depicted in the graphics, this was simply not the case. In fact, the recidivism rates were lower for the March-April sample in two of the three arbitrary dates. This may indicate that enrollees are substantially more likely to recidivate after 2.5 years than at any other time. Without further analyses of larger sample sizes we are presently unable to statistically determine that this is the case. The Idaho Statistical Analysis Center/Evaluation Unit intends to revisit the enrollees' criminal histories in October of 1999 (statistically significant sample sizes will be available) to evaluate if indeed this threshold (2.5 years) exists.





## Summary and Recommendations

The Idaho Statistical Analysis Center / Evaluation Unit has found the Idaho Day Reporting Program to be effective in delivering a service to those participants that are at-risk and require the appropriate intervention while avoiding or delaying incarceration and further costs to the taxpayer. The IDOC (Idaho Department of Correction) must also be applauded for their effort in leveraging services provided by other agencies that complement the mission of the Day Reporting Program (ie - Idaho Department of Health and Welfare, Department of Commerce, and other relevant agencies). While the program is cost-effective the program needs to continue to collect the appropriate data in order to develop a road map for improvement. Current data collection and subsequent evaluation will allow the program to make the appropriate *ad hoc* adjustments, as well as to obviate future obstacles. We hope the knowledge derived from this evaluation will assist the existing program and will also assist in the genesis of other related programs.

### Recommendations:

- \* We applaud the IDOC in their effort to collect the appropriate data for the evaluation of the Day Reporting program. We would recommend that this effort continue in subsequent years. It is also recommended that ancillary data sets such as length of probation, and severity (type) of arrest be included or be accessible to program evaluators and administrators in determining the degree to which these correlations exist.
- \* Make further attempts to require or make available refresher training to those that appear to be at-risk (demographically or according to other leading indicators) or who are nearing the at-risk threshold (further research will determine if such a threshold exists).
- \* We have found that the turnover of program administrators has impacted the efficiency of the services offered. It is realized that IDOC has budgetary and political concerns that make avoiding turnover extremely difficult.
- \* Continue research on the amount of time participants are allowed to remain in the program (time the participant spends in training). Perhaps some other training instrument can be offered to improve the probability of success and cost-effectiveness of those that require longer lengths of training.

\*\*This publication was supported by federal grant #97DB00/60 awarded by the Bureau of Justice Assistance, and federal grant #97-MU-MU-KO16 awarded by the Bureau of Justice Statistics, U.S. Dept. of Justice to the Department of Law Enforcement and subgranted to the Evaluation Unit, grant #PE- 98/99-97-1. The points of view or opinions stated in this document are those of the author and do not necessarily represent the official position or policies of the U.S. Dept. of Justice. The Costs associated with this publication are available from the Idaho Department of Law Enforcement, Grants & Research, in accordance with Idaho Code Section 60-202, funding code #330, (250 copies).