

Stalkers in Idaho: Characteristics and Trends

Janeena Jamison Wing
 SAC Principle Research Analyst

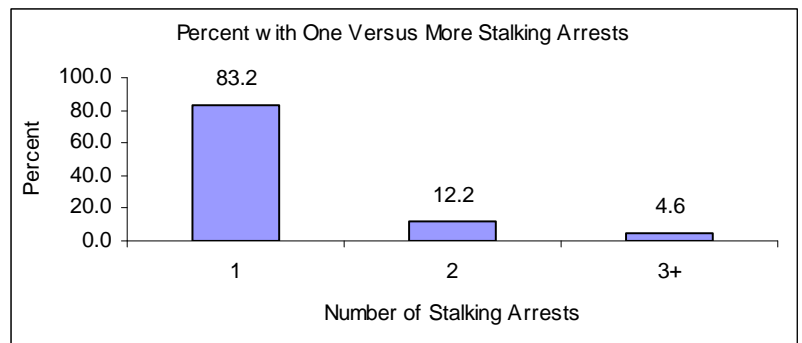
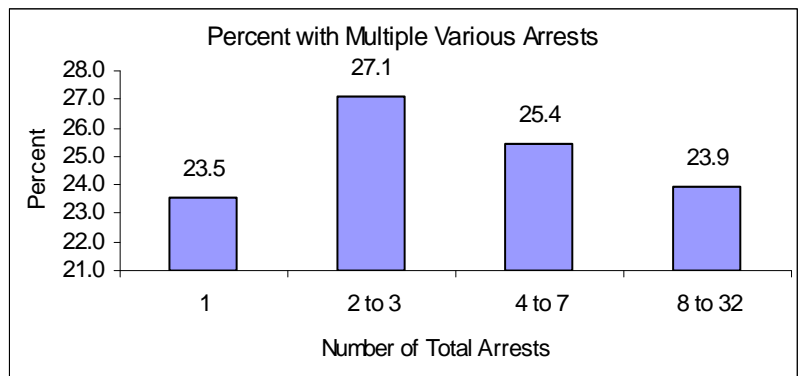
It has been estimated that 8 percent of women and 2 percent of men have been stalked at some point within their lifetime¹. Rather than focus on the victims of stalking, this report delves into the criminal behavior of individuals who have been arrested for stalking. The Bureau of Criminal Identification within Idaho State Police maintains all of Idaho's Criminal History information. This resource was tapped by the Idaho State Police Statistical Analysis Center to provide information for this research. Criminal History records used for this report were taken of all individuals in Idaho charged with Stalking up until March 2006. There were 476 total individuals identified through Idaho Criminal History records as having prior stalking arrests. The various attributes of individuals who have been arrested for stalking, as well as a detailed look into the criminal behavior pattern of stalkers in Idaho will be listed here.

To have a stalking arrest in Idaho (18-7906), the person must have been suspected of knowingly and maliciously engaging in a course of conduct that seriously alarmed, annoyed or harassed the victim to an extent that would cause a reasonable person substantial emotional distress; or would cause a reasonable person to be in fear of the death or physical injury of themselves or of a family member.

General Characteristics

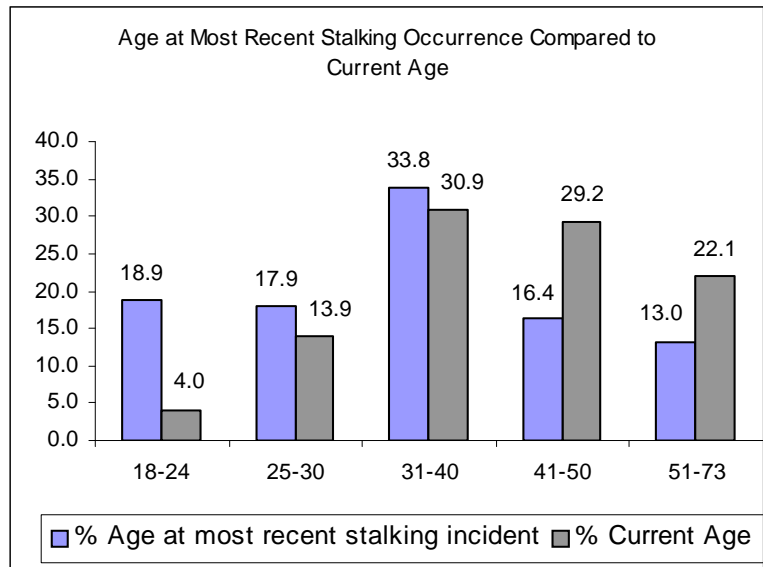
Individuals with at least one arrest for stalking were most likely to be white (95.2%) and male (94.5%).

- 29.2% have been convicted of a felony sometime within their lifetime.
- 76.5% have been arrested more than once, and 23.9% have been arrested from between 8 to 32 times.



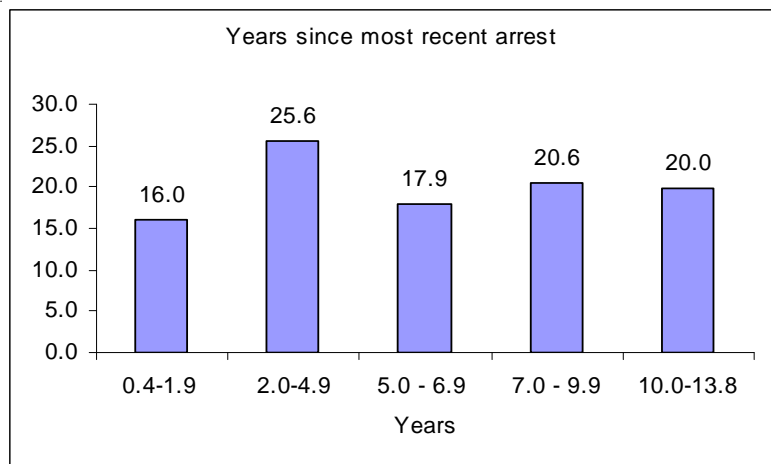
- 16.8% had been arrested for more than one stalking offense.

At the most recent stalking incident in which an individual was arrested for, the offender was on average 36.2 years old, (median age 35.7). Currently, the average age of all individuals with stalking arrests listed on their criminal history record is 42.6 (median age 41.2). Therefore, although only 17.9% of individuals are currently between the ages of 18-30, 36.8% were between 18-30 at the time of their most recent stalking arrest.



To put the age of the offender in brighter focus, 63.2% were over 30 at the time of the most recent incident and 82.0% are over 30 now.

On average, the most recent stalking incident listed on criminal history records occurred 6.3 years ago (median 5.9 years). About 40.6% of the individuals were arrested for their most recent stalking offense between seven to fourteen years ago. Only 16.0% were arrested for their most recent stalking offense within the last 2 years.



Looking at age by how long it has been since the most recent stalking incident, 47.4% of the individuals 18-24 were arrested for their most recent stalking incident within the last two years (Chart 5). In contrast, a smaller percentage of other age groups were arrested during the last two years: 12.4% of individuals ages 51-83, 13.7% of the individuals 41-50, and 14.3% of individuals 31-40. This suggests that although individuals arrested for stalking are most likely to be over 30, more individuals in the 18-24 age group have recent stalking offenses versus older offenders.

Years Since Most Recent Stalking Incident	Age Cohort					Total
	18-24	25-30	31-40	41-50	51-83	
0.4-1.9	47.4	21.2	14.3	13.7	12.4	16.0
2.0-4.9	47.4	24.2	24.5	24.5	25.7	25.6
5.0-6.9	5.3	27.3	18.4	18.0	13.3	17.9
7.0-9.9	0.0	19.7	17.0	24.5	24.8	20.6
10.0-13.8	0.0	7.6	25.9	19.4	23.8	20.0
Number of Total Arrests						
	18-24	25-30	31-40	41-50	51-83	Total
1	27.8	18.8	18.6	24.4	35.5	23.5
2 to 3	20.0	25.9	28.6	24.4	38.7	27.1
4 to 7	32.2	35.3	21.7	24.4	12.9	25.4
8 to 32	20.0	20.0	31.1	26.9	12.9	23.9
Number of Stalking Arrests						
	18-24	25-30	31-40	41-50	51-83	Total
1	73.7	84.8	83.0	82.7	84.8	83.2
2	15.8	12.1	12.9	14.4	7.6	12.2
3	10.5	3.0	2.7	1.4	3.8	2.9
4 to 6	0.0	0.0	1.4	1.4	3.8	1.7

Arrests for Other Offenses

Out of the individuals previously arrested for stalking, 26.1% also had previous arrests for drug related charges. Only 15.2% of those over 51 years of age have had arrests related to drugs, while 36.8% of those 18-24 have charges related to drugs.

- 42.6% of stalkers had arrests related to violent crime (including forcible or attempted rape, robbery or burglary, or assault/aggravated). Violent offenders were also more likely to have more than one stalking offense ($r=.173^{**}$) and to have resisted arrest ($r=.462^{**}$).

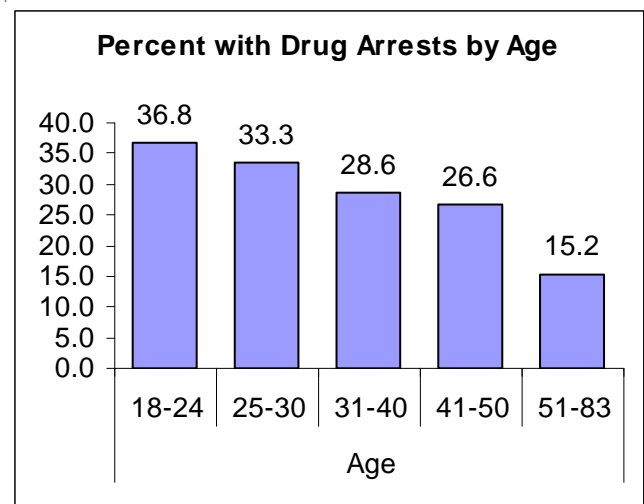
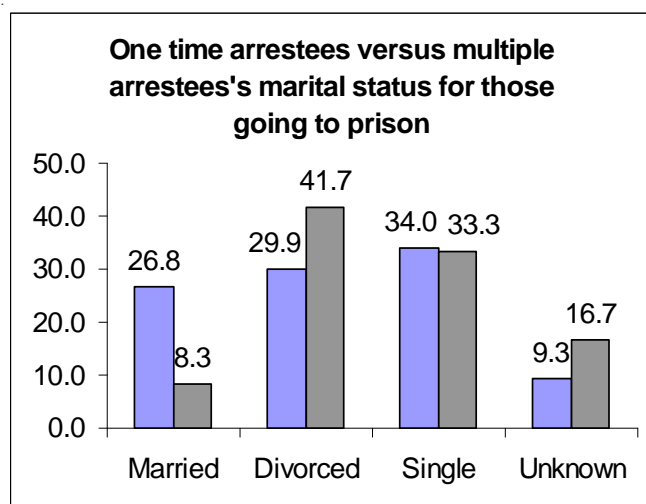
Nearly one-third (32.6%) had been arrested for violation of protection orders. Other arrests commonly associated with protection order violations appeared consistent, domestic battery/assault (24.4%), and unlawful entry/trespass (22.5%).

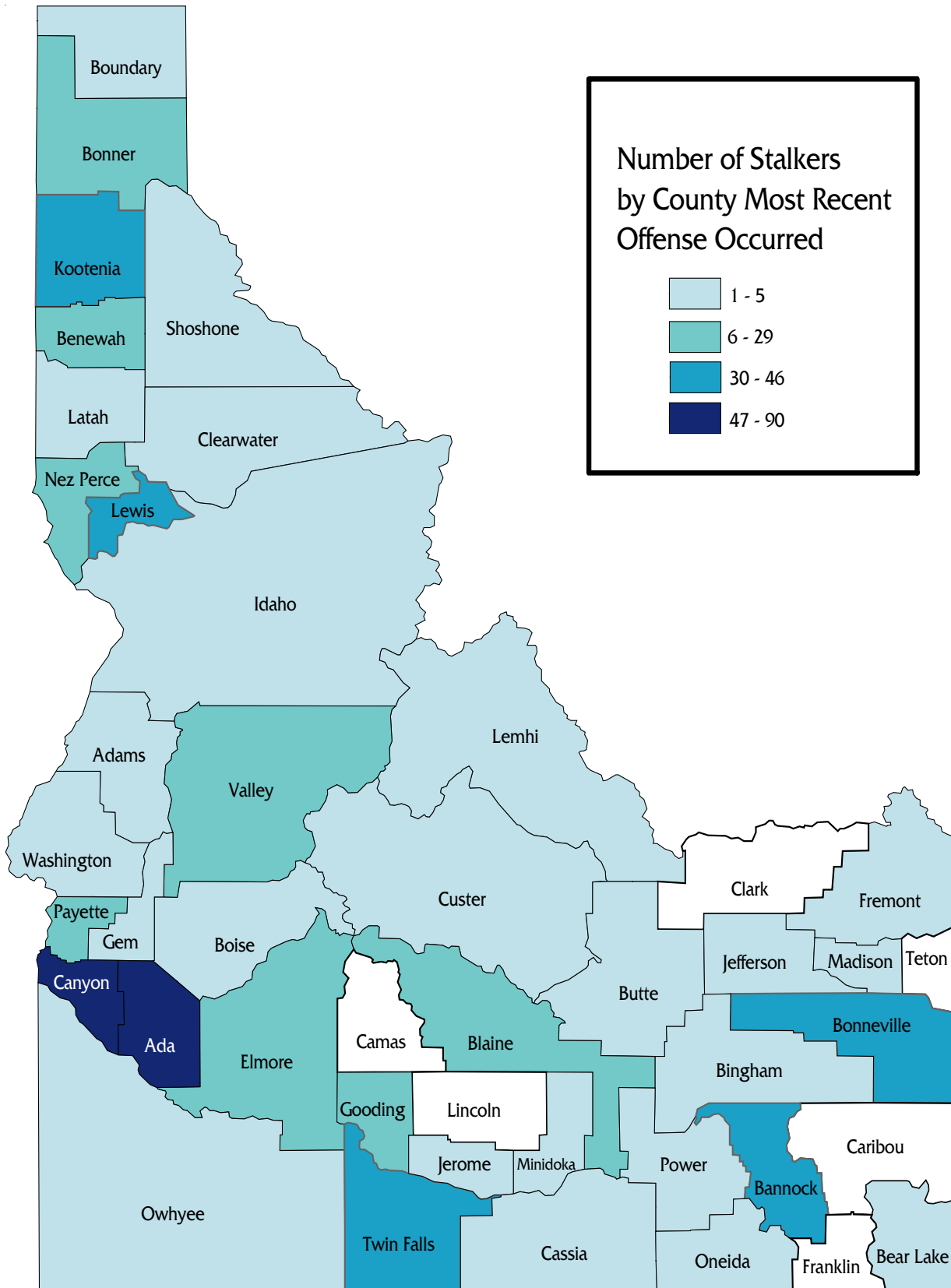
- 25.6% were arrested due to fleeing or alluding arrest, 25.4% were arrested for battery, 23.5% were arrested for failure to appear/contempt of court, and 18.9% had been arrested for disturbing the peace.

Looking at repeat stalkers, there was an increased likelihood that they had also been arrested for protection order violations (294**), unlawful entry/trespass (.203*), harassing phone calls (.203**), assault or battery on a law enforcement officer (.179*), and battery (.154**).

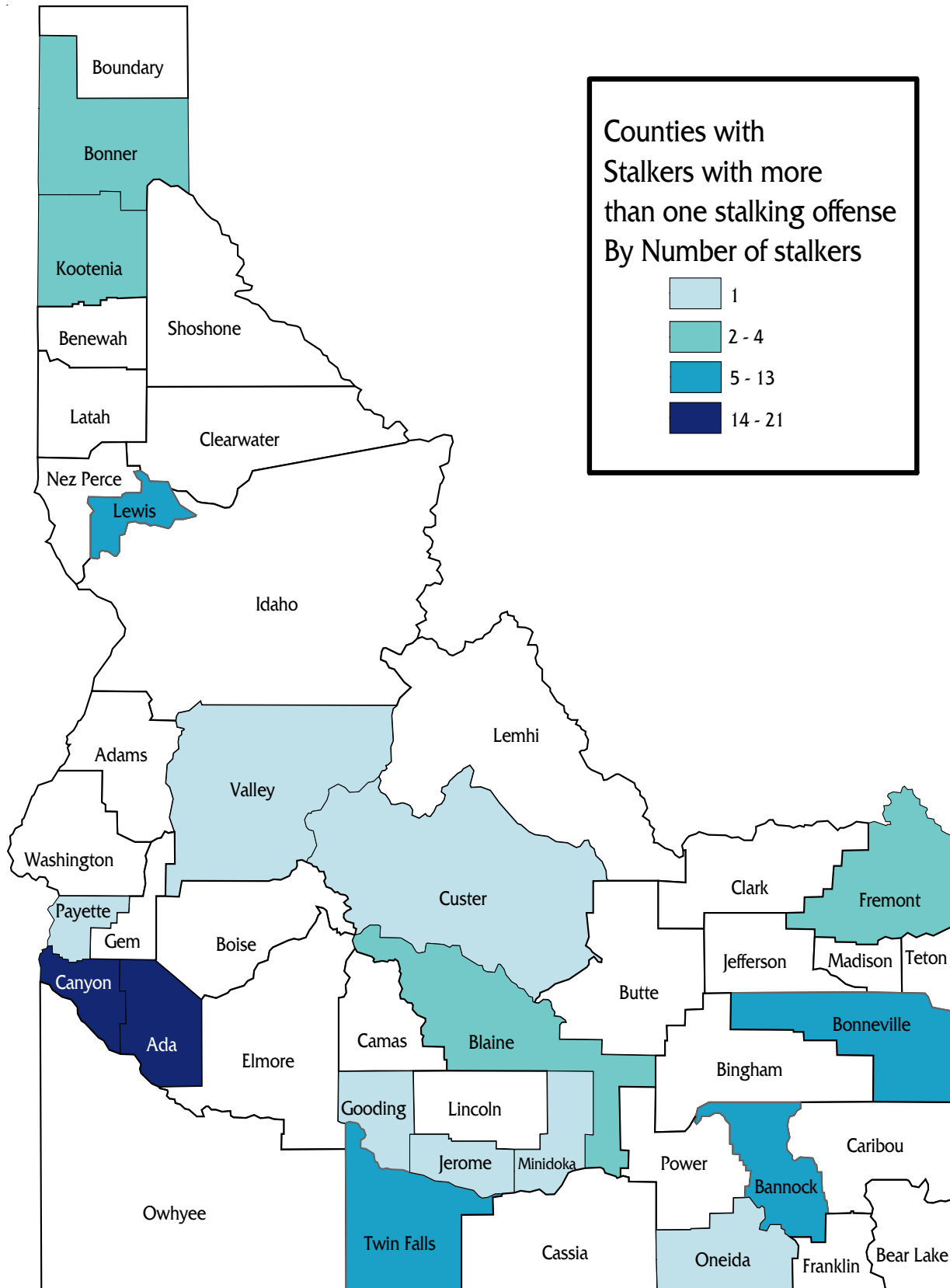
There is also a slight tendency that those with multiple arrests for stalking also had arrests for possession of marijuana with intent to deliver (.106*) and for DUI/Driving with a suspended license(.129).

The number of stalking arrests was not related to whether or not the individual had ever been arrested for a felony.





*White = 0 Stalking arrests



*White = 0 Stalking arrests

1. November 1998. Prevalence, Incidence, and Consequences of Violence Against Women: Findings From the National Violence Against Women Survey

by Patricia Tjaden and Nancy Thoennes

NVAW Survey. <http://www.ncjrs.gov/pdffiles/172837.pdf>