




REVIEWED

By Brittany Wylie at 8:33 am, Apr 21, 2021

**Worklist: 4918**

| <u>LAB CASE</u> | <u>ITEM</u> | <u>ITEM TYPE</u> | <u>DESCRIPTION</u> |
|-----------------|-------------|------------------|--------------------|
| C2021-0711      | 2           | UCK              | AM 2 Urine Toxi A  |
| C2021-0748      | 1           | UCK              | AM 2 Urine Toxi A  |
| C2021-0836      | 1           | UCK              | AM 2 Urine Toxi A  |
| C2021-0858      | 1           | UCK              | AM 2 Urine Toxi A  |



## AM 2: De-Tox Tube A Urine Extraction

Extraction Date: 4/19/21

Analyst: Anne Nord

Negative Urine Lot: 2121

GC/MS ID: 65198

### **Pre-Analytic:**

- 1. *Positive Control Working Solution Preparation Instructions:*  
*Tube A positive control may be commercially obtained or prepared in-house. At a minimum, the control must contain at least one phenethylamine at an approximate concentration between 500 and 3000 ng/mL, and one opiate at an approximate concentration between 300 and 3000 ng/mL.*
- 2. Verify Tune and Tune evaluation completed within the previous 7 days. Tune and Tune evaluation reports initialed and filed.
- 3. Create GCMS sequence to include controls, case blanks and case samples.

### **Analytic:**

- 1. Remove working solutions, controls, and samples from cold storage.  
*(Optional Steps for Enzyme Hydrolysis- completed in addition to General extraction without Hydrolysis)*
  - 2a. In labeled round bottom Extraction tubes: add 4.5mL of case samples, and controls.
  - 2b. Add 150uL of 2M acetate buffer, vortex.
  - 2c. Add 100uL glucuronidase, cap and rock gently.
  - 2d. Heat at 60C for 2 hours. Allow to cool before proceeding to step 3.
- 3. To each labeled De-Tox Tube add 5mL sample, Positive control: spike positive control working solution.
- 4. Place on tube rocker at ambient temp for approx. 10 minutes.
- 5. Centrifuge for approx. 10 min at ~2500-3000rpm.
- 6. Transfer solvent (upper layer) to new tube, and evaporate to ~100-300uL.
- 7. Transfer to labeled ALS vial with insert.
- 8. Place ALS Vials in appropriate location on GCMS rack and run using appropriate GCMS method.

### **Post-Analytic**

- 1. Complete Data analysis on all samples and corresponding sample blanks
- 2. Did positive and negative control samples provide intended response? Y / N
- 3. Sample Criteria for ID: RT +/- 0.2 min. (or 0.1 min. for phenethylamines)
- 4. Central File Packet to include: LIMS Worklist, Method Checklist, Working solution prep sheet(s), Positive control GCMS data printouts,

**Toxicology AM method 2 control prep info**

10000 ng/ml

working solution ~~20000~~ ng/ml in meoh methamphetamine, morphine  
Stock solution 1mg/ml 100 ul each in 9800ul meOH

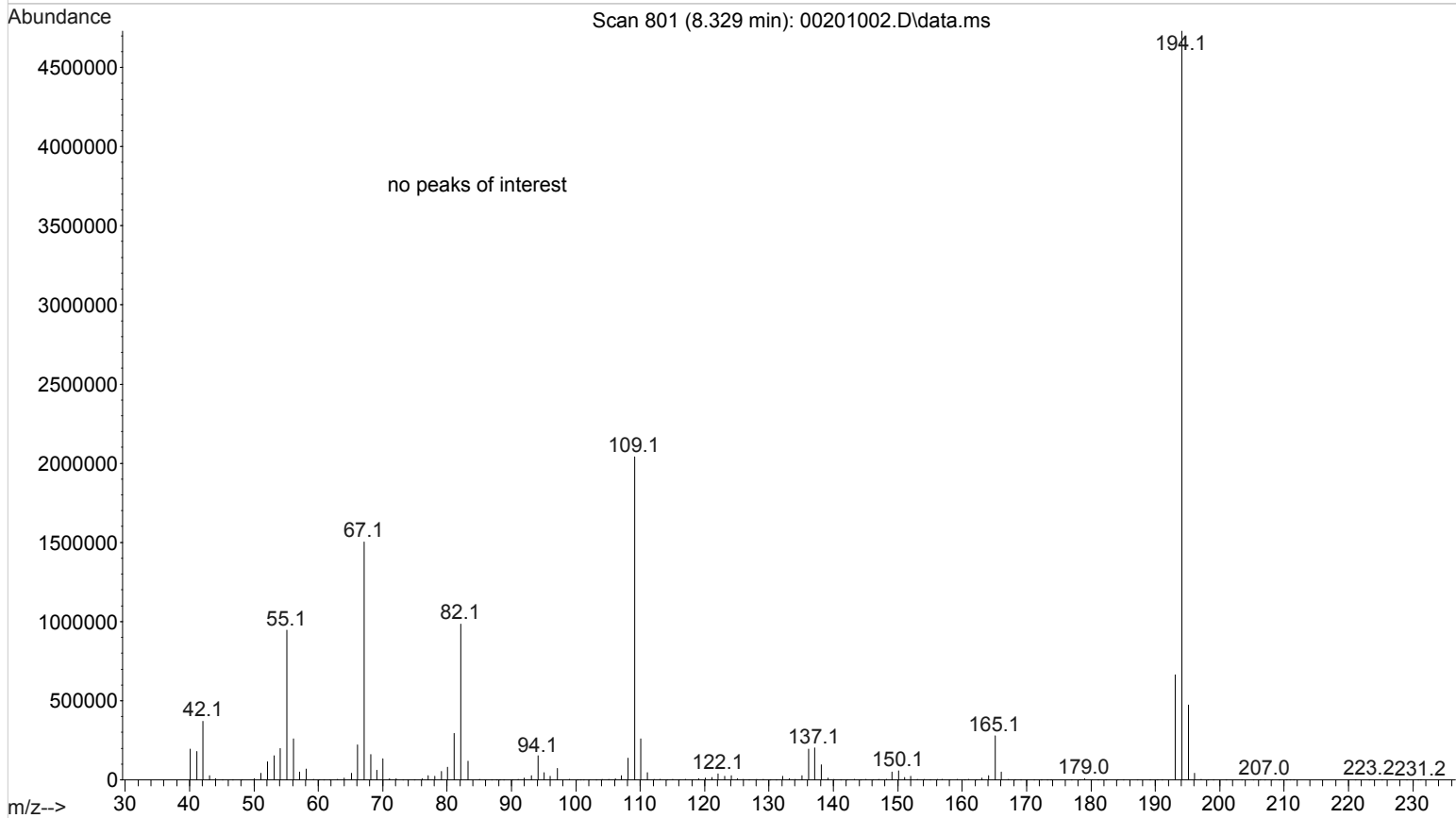
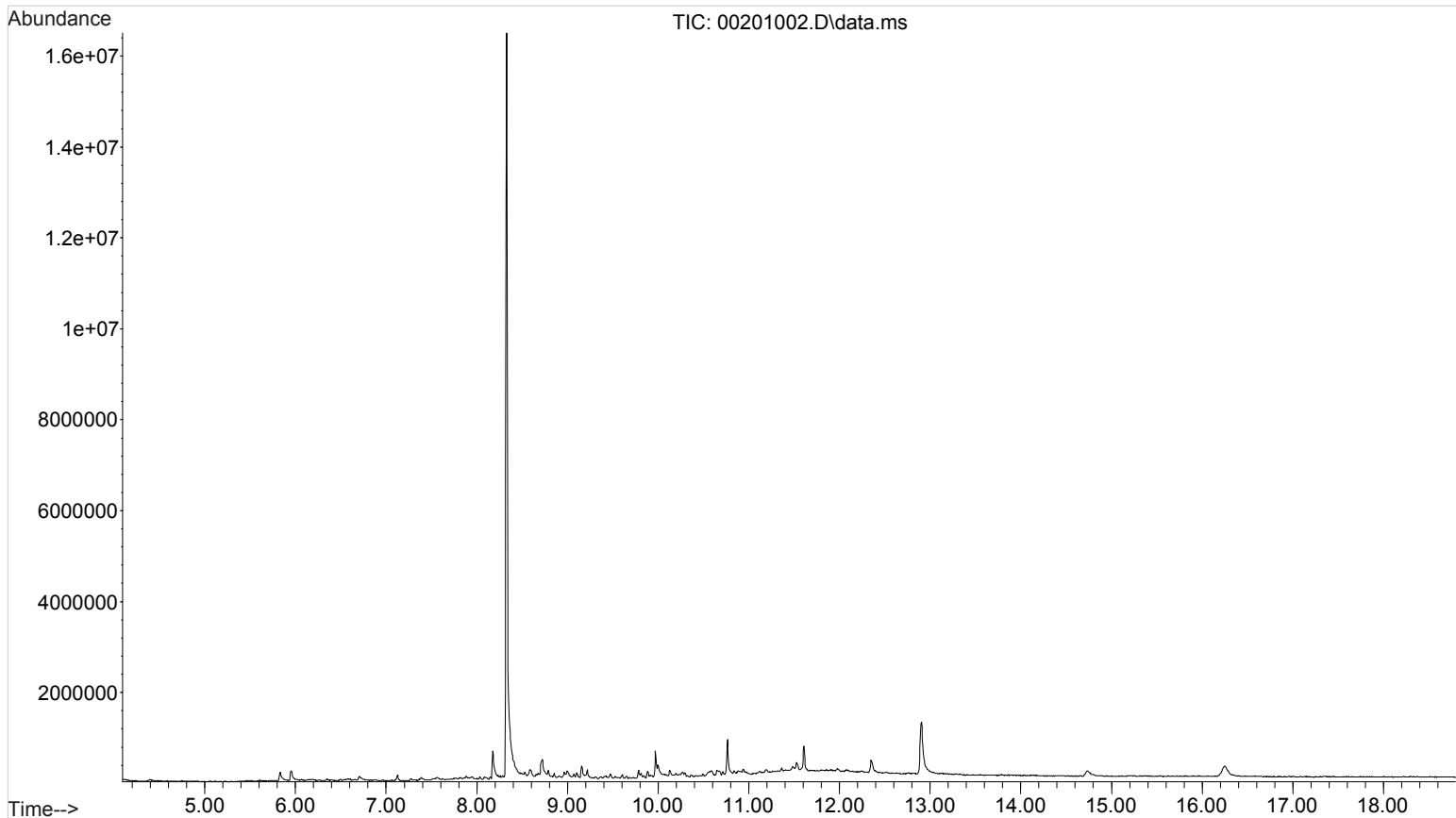
ppd 9/25/20: Exp: 9/25/21 lot 92520 by amn

| Drug            | lot        | expiration |
|-----------------|------------|------------|
| Methamphetamine | FE08101708 | 10/1/2022  |
| Morphine        | FE08221801 | 1/1/2024   |

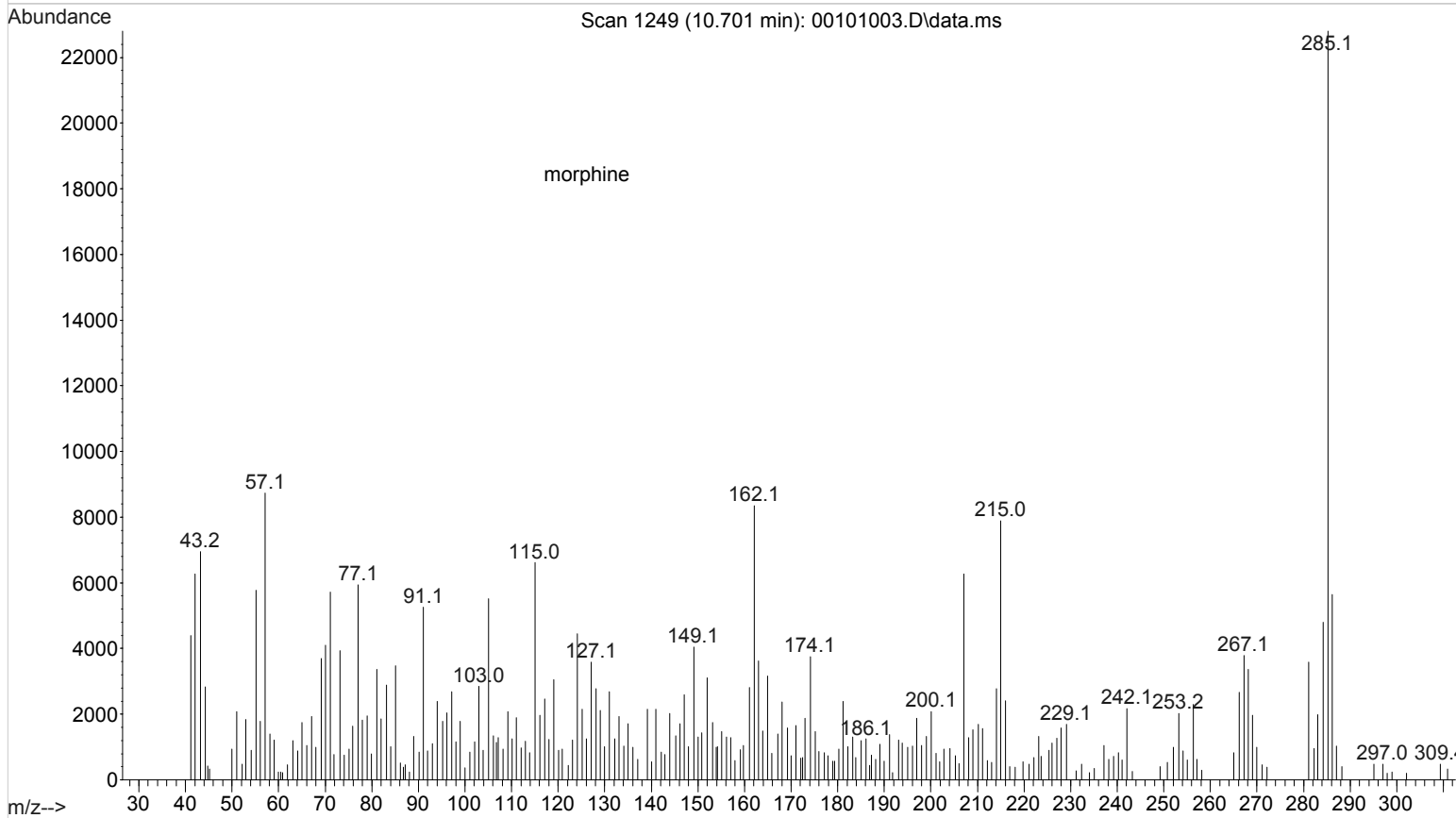
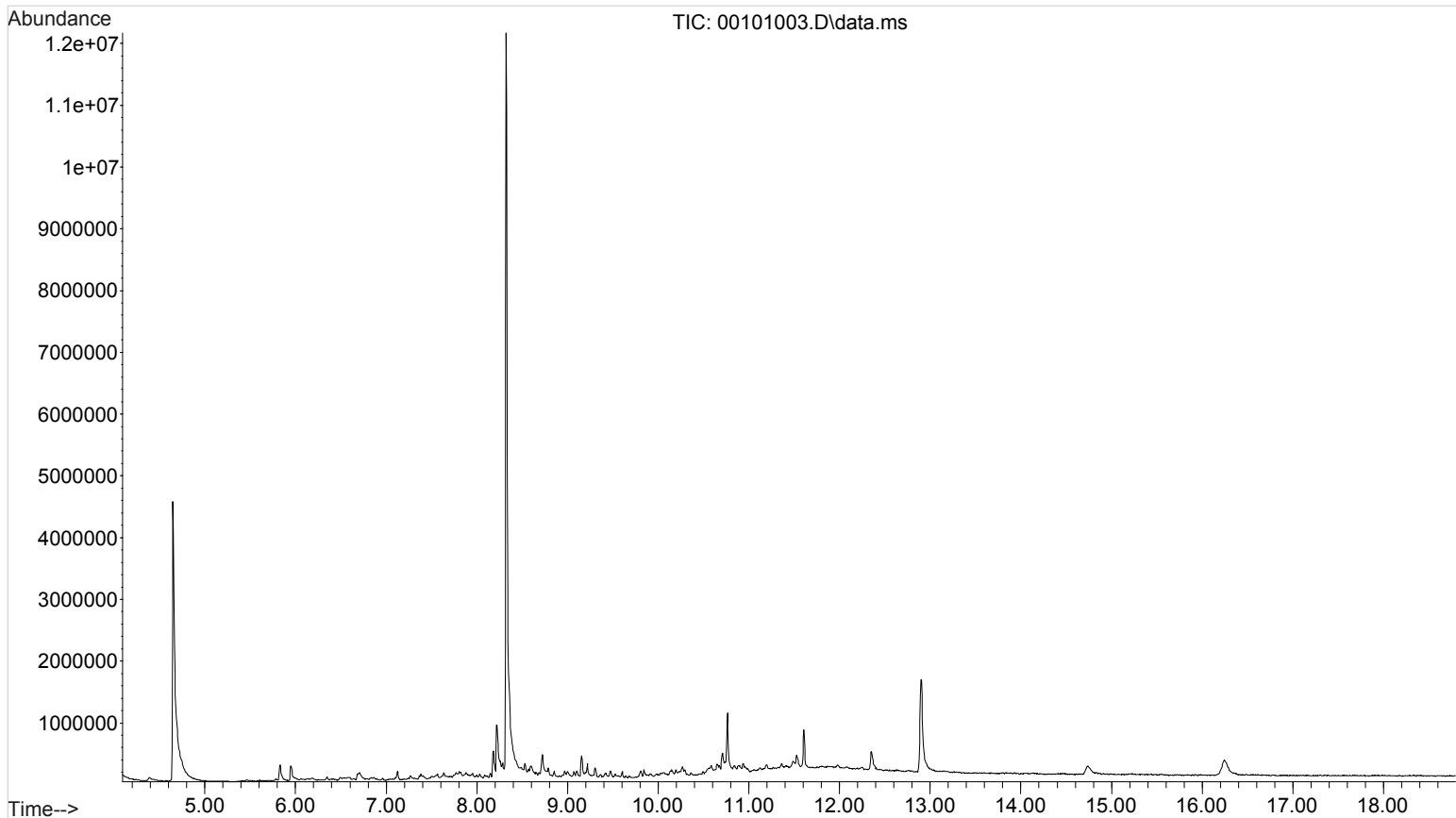
AM 2 control add 500 ul working solution to 4500 ul negative urine and extract.  
approximate concentration ~~2000~~ ng/ml  
1000

File :D:\DATA\2021\am 2\041921\00201002.D  
Operator : Instrument 65198  
Acquired : 19 Apr 2021 13:37 using AcqMethod TOXI-A 10115.M  
Instrument : Instrument 65198 GCMS CdA  
Sample Name: negative control  
Misc Info : am 2  
Vial Number: 2

*GA*



File :D:\DATA\2021\am 2\041921\00101003.D  
Operator : Instrument 65198  
Acquired : 19 Apr 2021 13:59 using AcqMethod TOXI-A 10115.M  
Instrument : Instrument 65198 GCMS CdA  
Sample Name: positive control  
Misc Info : am 2  
Vial Number: 1



File :D:\DATA\2021\am 2\041921\00101003.D  
Operator : Instrument 65198  
Acquired : 19 Apr 2021 13:59 using AcqMethod TOXI-A 10115.M  
Instrument : Instrument 65198 GCMS CdA  
Sample Name: positive control  
Misc Info : am 2  
Vial Number: 1

