


7/2/2021


**Worklist: 5079**

**REVIEWED**  
By Britany Wylie at 2:58 pm, Jul 02, 2021

<u>LAB CASE</u>	<u>ITEM</u>	<u>ITEM TYPE</u>	<u>DESCRIPTION</u>
C2021-1355	1	UCK	AM 2 Urine Toxi A
C2021-1396	1	UCK	AM 2 Urine Toxi A
C2021-1443	1	UCK	AM 2 Urine Toxi A
C2021-1455	1	UCK	AM 2 Urine Toxi A
C2021-1458	1	UCK	AM 2 Urine Toxi A
C2021-1495	1	UCK	AM 2 Urine Toxi A



## AM 2: De-Tox Tube A Urine Extraction



Extraction Date: 6/30/21

Analyst: Anne Nord

Negative Urine Lot: 5621

GC/MS ID: 65198

(Optional Hydrolysis) Glucuronidase Lot: \_\_\_\_\_

### Pre-Analytic:

- 1. *Positive Control Working Solution Preparation Instructions:*  
*Tube A positive control may be commercially obtained or prepared in-house. At a minimum, the control must contain at least one phenethylamine at an approximate concentration between 500 and 3000 ng/mL, and one opiate at an approximate concentration between 300 and 3000 ng/mL.*
- 2. Verify Tune and Tune evaluation completed within the previous 7 days. Tune and Tune evaluation reports initialed and filed.
- 3. Create GCMS sequence to include controls, case blanks and case samples.

### Analytic:

- 1. Remove working solutions, controls, and samples from cold storage.

*(Optional Steps for Enzyme Hydrolysis- completed in addition to General extraction without Hydrolysis)*

- 2a. In labeled round bottom Extraction tubes: add 4.5mL of case samples, and controls.
- 2b. Add 150uL of 2M acetate buffer, vortex.
- 2c. Add 100uL glucuronidase, cap and rock gently.
- 2d. Heat at 60C for 2 hours. Allow to cool before proceeding to step 3.
- 3. To each labeled De-Tox Tube add 5mL sample, Positive control: spike positive control working solution.
- 4. Place on tube rocker at ambient temp for approx. 10 minutes.
- 5. Centrifuge for approx. 10 min at ~2500-3000rpm.
- 6. Transfer solvent (upper layer) to new tube, and evaporate to ~100-300uL.
- 7. Transfer to labeled ALS vial with insert.
- 8. Place ALS Vials in appropriate location on GCMS rack and run using appropriate GCMS method.

### Post-Analytic

- 1. Complete Data analysis on all samples and corresponding sample blanks
- 2. Did positive and negative control samples provide intended response? Yes
- 3. Sample Criteria for ID: RT +/- 0.2 min. (or 0.1 min. for phenethylamines)
- 4. Central File Packet to include: LIMS Worklist, Method Checklist, Working solution prep sheet(s), Positive control GCMS data printouts,

COMMENTS:



**Toxicology AM method 2 control prep info** 10000 ng/ml

working solution ~~20000~~ ng/ml in meoh methamphetamine, morphine

Stock solution 1mg/ml 100 ul each in 9800ul meOH

ppd 9/25/20: Exp: 9/25/21 lot 92520 by amn

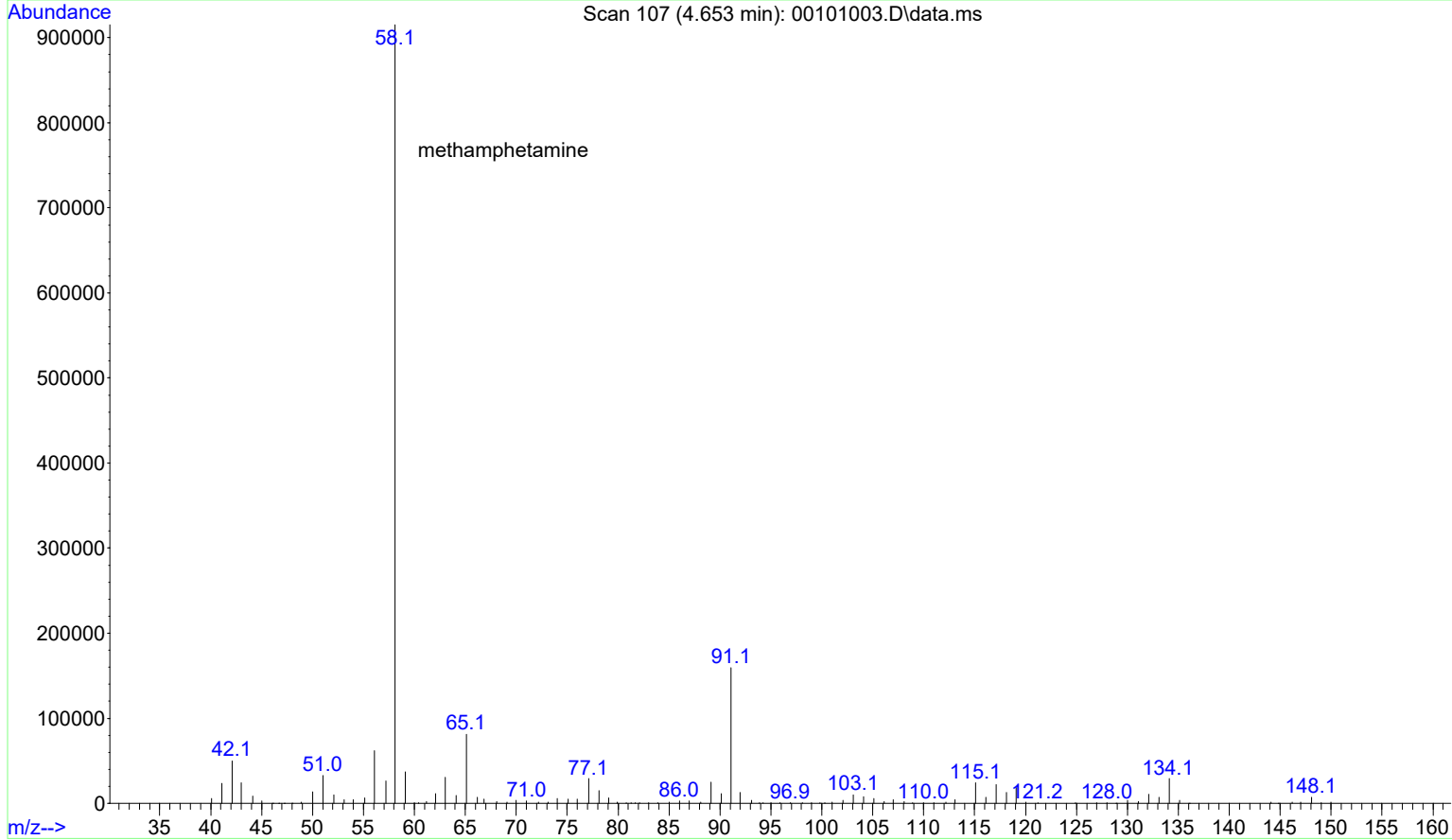
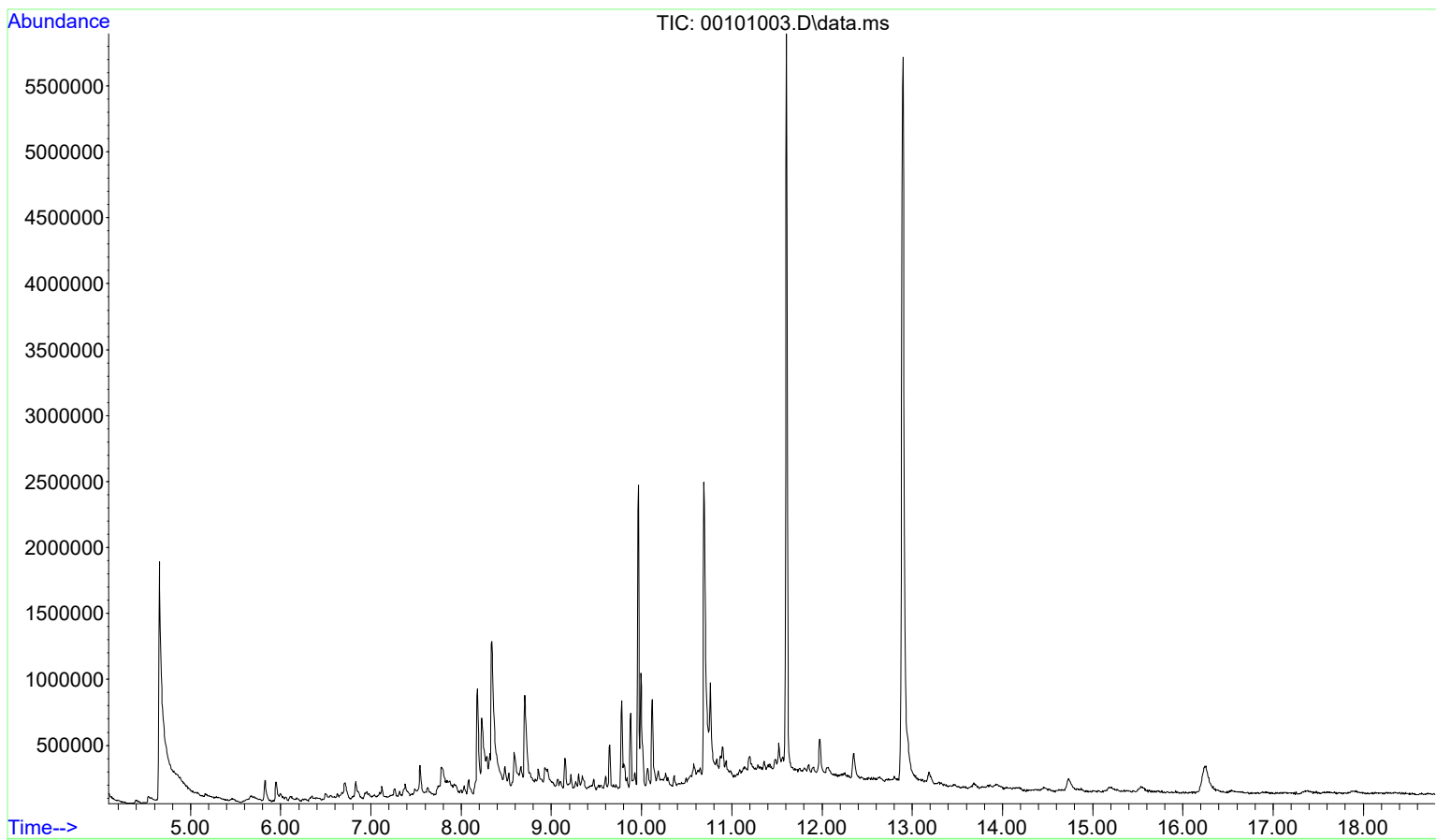
Drug	lot	expiration
Methamphetamine	FE08101708	10/1/2022
Morphine	FE08221801	1/1/2024

AM 2 control add 500 ul working solution to 4500 ul negative urine and extract.

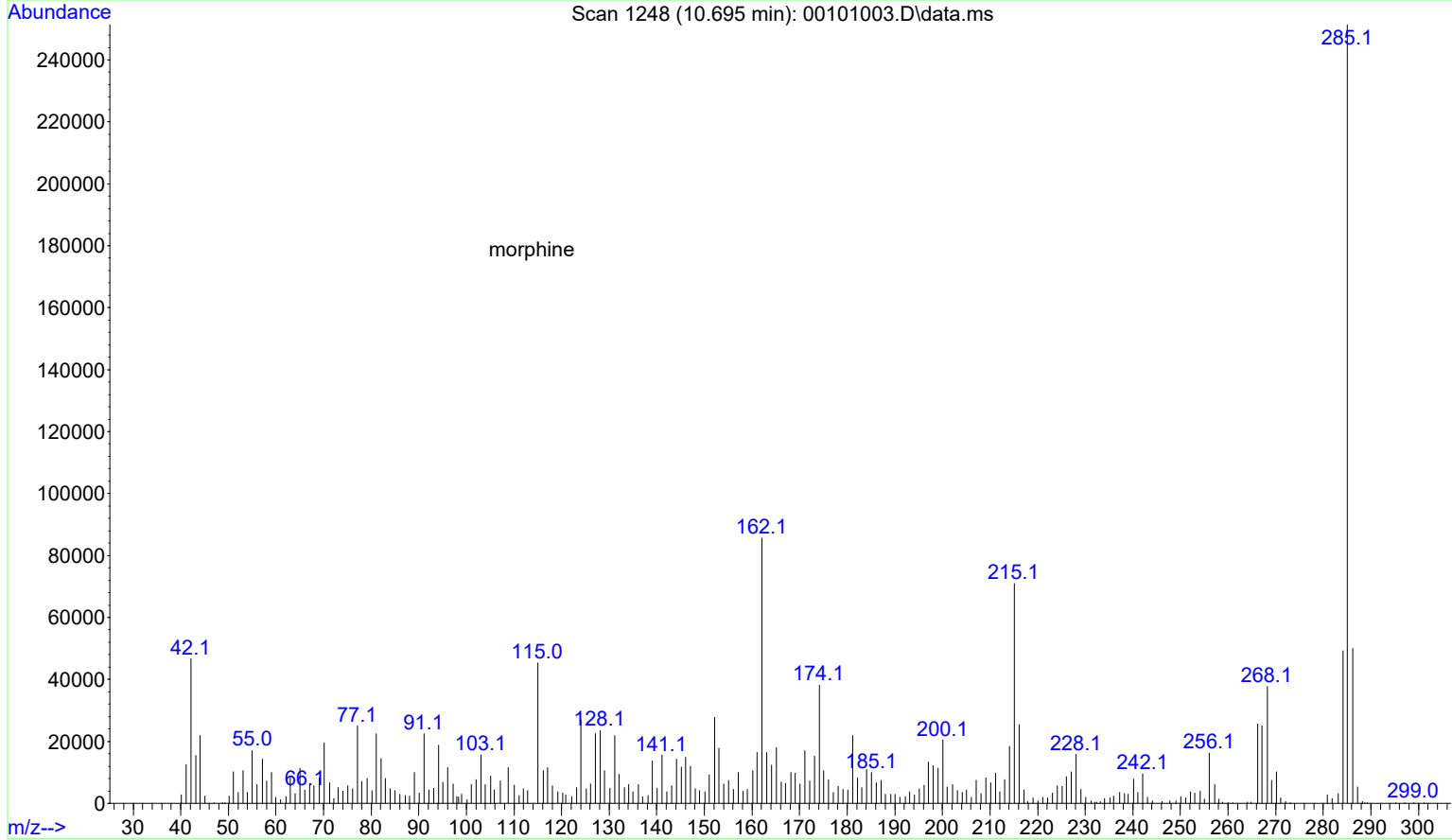
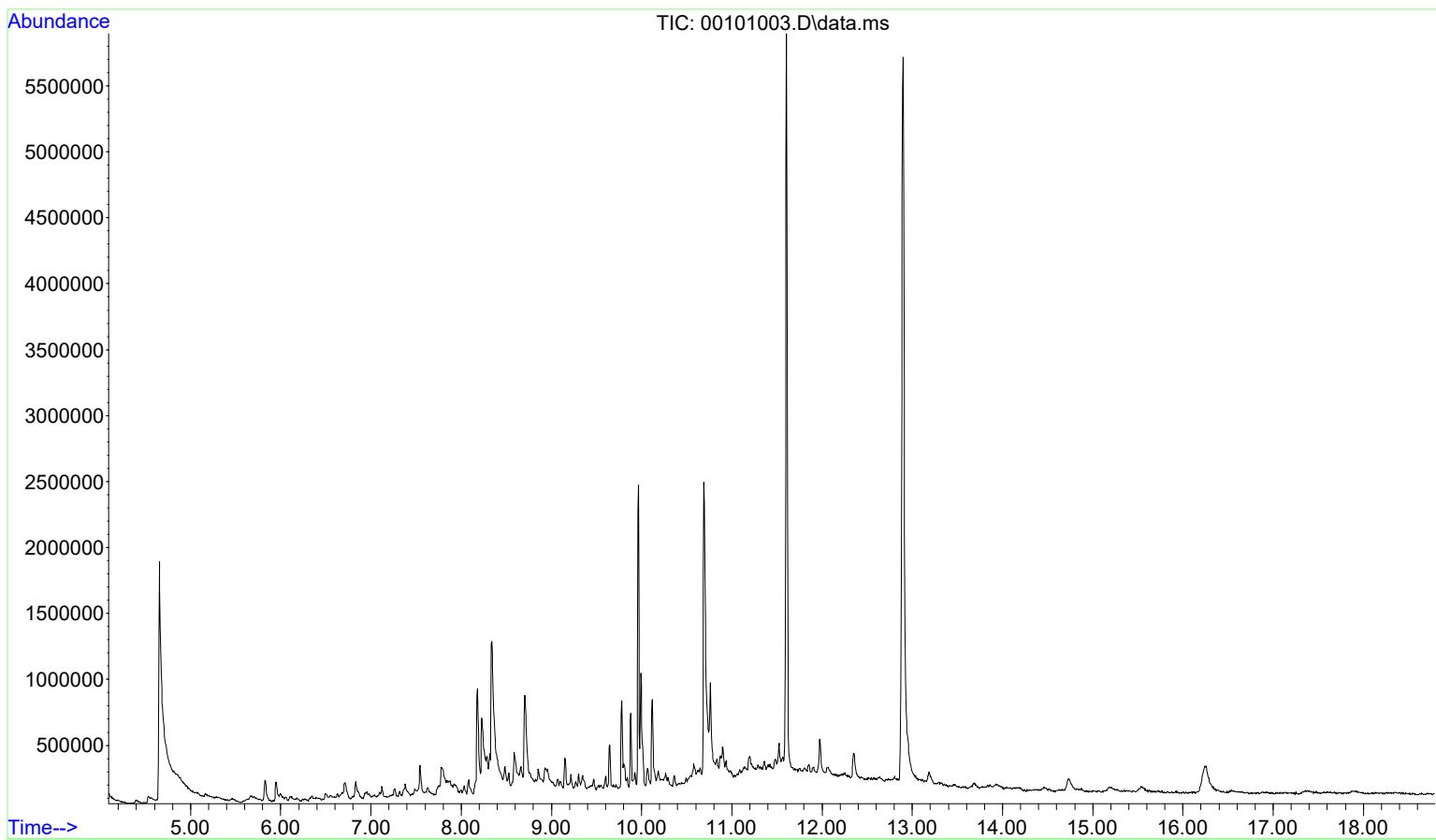
approximate concentration ~~2000~~ ng/ml

1000

File :G:\TOX\CDA\Instrument 65198\2021\am 2\063021 am 2\00101003.D  
Operator : Instrument 65198  
Acquired : 30 Jun 2021 15:08 using AcqMethod TOXI-A 10115.M  
Instrument : Instrument 65198 GCMS CdA  
Sample Name: positive control  
Misc Info : am 2  
Vial Number: 1



File :G:\TOX\CDA\Instrument 65198\2021\am 2\063021 am 2\00101003.D  
Operator : Instrument 65198  
Acquired : 30 Jun 2021 15:08 using AcqMethod TOXI-A 10115.M  
Instrument : Instrument 65198 GCMS CdA  
Sample Name: positive control  
Misc Info : am 2  
Vial Number: 1



File :G:\TOX\CDA\Instrument 65198\2021\am 2\063021 am 2\00201002.D  
Operator : Instrument 65198  
Acquired : 30 Jun 2021 14:46 using AcqMethod TOXI-A 10115.M  
Instrument : Instrument 65198 GCMS CdA  
Sample Name: negative control  
Misc Info : am 2  
Vial Number: 2

