


*Bylee***Worklist: 4976**

<u>LAB CASE</u>	<u>ITEM</u>	<u>ITEM TYPE</u>	<u>DESCRIPTION</u>
C2021-0602	1	BCK	AM 28 Blood Multi-Drug Quant Panel 1 by LC-QQQ
C2021-1011	1	BCK	AM 28 Blood Multi-Drug Quant Panel 1 by LC-QQQ
C2021-1011	3	BCK	AM 28 Blood Multi-Drug Quant Panel 1 by LC-QQQ
C2021-1027	4	BCK	AM 28 Blood Multi-Drug Quant Panel 1 by LC-QQQ
C2021-1030	1	BCK	AM 28 Blood Multi-Drug Quant Panel 1 by LC-QQQ
C2021-1073	1	BCK	AM 28 Blood Multi-Drug Quant Panel 1 by LC-QQQ
C2021-1081	1	BCK	AM 28 Blood Multi-Drug Quant Panel 1 by LC-QQQ
C2021-1106	1	BCK	AM 28 Blood Multi-Drug Quant Panel 1 by LC-QQQ
C2021-1121	1	BCK	AM 28 Blood Multi-Drug Quant Panel 1 by LC-QQQ



BWylee

AM #28 Multi-Drug Quant. Results

Byylee

Name	RT	Resp.	S/N	Ratio	S/N	ISTD Resp.	Final Conc.
Levetiracetam	2.686	1630228	34346.2	221.4	301089.0	521096	240.825 ng/ml
Lorazepam	5.769	48460	∞	51.4	1290.4	10176	240.207 ng/ml
MDA	3.220	2694214	42359.4	26.0	24907.0	402689	246.365 ng/ml
MDMA	3.323	3171717	277511.2	97.5	118194.4	141810	250.650 ng/ml
Meprobamate	4.946	419972	1265600.6	30.4	10500.1	68357	244.955 ng/ml
Methadone	5.681	6268922	3595339.2	50.2	90064.3	1221597	244.616 ng/ml
Methamphetamine	3.252	2811475	∞	254.0	119130.2	1279438	234.982 ng/ml
Metoprolol	4.360	780744	11542636.1	96.0	∞	3043328	228.541 ng/ml
Mirtazapine	4.758	7472880	503854.7	47.5	3114103.8	1221597	244.275 ng/ml
Mitragynine	5.325	1242184	89319884.5	32.3	∞	408244	226.211 ng/ml
Morphine	1.246	279150	∞	16.2	∞	14179	249.938 ng/ml
Norbuprenorphine	5.024	5869	11869.9	94.3	16441.1	13320	24.416 ng/ml
Nordiazepam	5.912	194605	∞	62.7	210699.1	29117	248.568 ng/ml
Norfentanyl	4.103	200362	17098.3	35.0	∞	1199483	23.291 ng/ml
Norhydrocodone	3.095	45669	∞	359.6	∞	133627	247.671 ng/ml
Noroxycodone	2.941	972861	∞	43.6	4260.6	143929	253.111 ng/ml
O-desmethyl-tramadol	3.405	8269282	1017739.1	6.0	78096.7	1674936	242.570 ng/ml
Oxazepam	5.776	64886	∞	71.4	6665.4	10176	235.460 ng/ml
Oxycodone	2.878	3028858	∞	28.2	15197.8	505533	249.930 ng/ml
Oxymorphone	1.409	1853157	∞	43.4	∞	311538	250.083 ng/ml
Phentermine	3.811	1283580	16214.5	7.9	∞	690181	248.682 ng/ml
Promethazine	5.578	5406276	2309424.6	38.0	∞	1102735	245.175 ng/ml
Pseudoephedrine	2.611	16189408	∞	24.4	∞	3043328	241.805 ng/ml
Quetiapine	5.633	4059216	∞	61.6	∞	270860	249.213 ng/ml
Sertraline	5.791	796929	∞	95.1	131519.4	142606	239.270 ng/ml
Temazepam	5.843	586295	∞	30.5	1392.4	107099	249.429 ng/ml
Tramadol	4.277	7500146	∞	3.4	4449.2	1492028	247.216 ng/ml
Trazodone	5.414	4845766	∞	77.9	∞	715855	257.661 ng/ml
Venlafaxine	5.073	6136603	545055.7	39.2	18672.6	1484757	246.955 ng/ml
Zolpidem	5.176	8025241	508977.1	30.3	80003.5	1453620	247.174 ng/ml

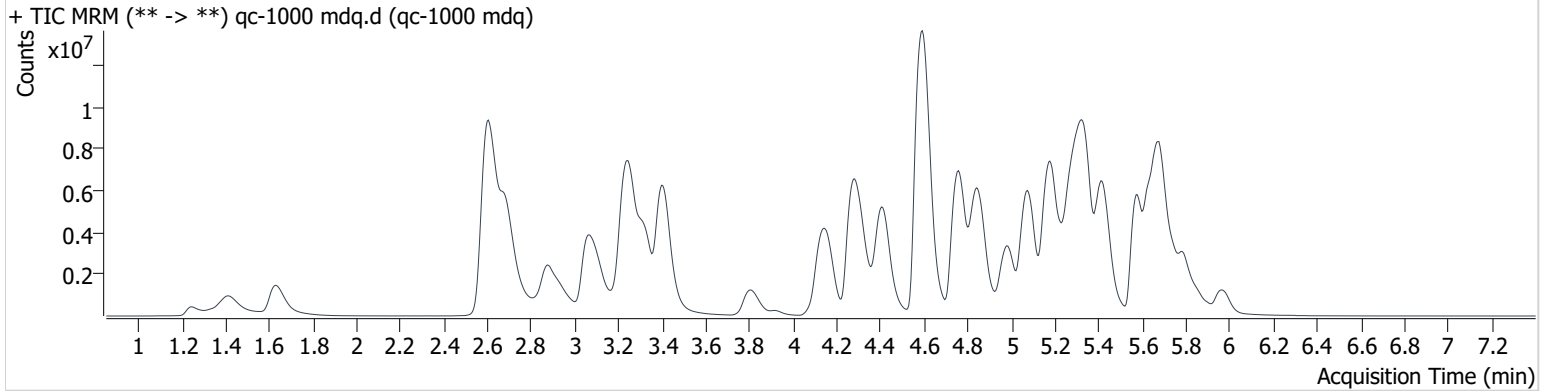
AM #28 Multi-Drug Quant. Results

B. Wylie

Batch results D:\MassHunter\Data\2021\am 27-28\051321\QuantResults\mdq.batch.bin
Calibration Last Update 5/17/2021 11:31:18 AM

Instrument	69679	Data File	qc-1000 mdq.d
Type	QC	Sample	qc-1000 mdq
Acq. Method	mdqp1 1-21-21long.m	Operator	Britany Wylie
Sample Position	P2-D2	Comment	
Injection Volume	3		
Acq. Date-Time	5/13/2021 1:34:26 PM		

Sample Chromatogram



Name	RT	Resp.	S/N	Ratio	S/N	ISTD Resp.	Final Conc.
6-MAM	3.176	209307	9542.3	139.2	2000471.8	58660	99.305 ng/ml
7-aminoclonazepam	4.318	860416	11187.1	79.0	16768.1	30410	1058.201 ng/ml
a-hydroxyalprazolam	5.727	119260	1395.5	55.6	17821.6	117148	687.382 ng/ml
alpha-PHP	4.987	10523837	563357.2	38.7	∞	691045	984.095 ng/ml
alpha-PVP	4.413	14109061	479908.8	52.1	13357409.2	570478	1033.146 ng/ml
Alprazolam	5.791	2676340	17117.6	88.3	10217.3	100470	965.747 ng/ml
Amphetamine	3.062	10814099	554143.4	45.8	350765.9	406085	552.611 ng/ml
Benzoylecgonine	3.921	363494	1058676.3	15.7	∞	13430	991.855 ng/ml
Buprenorphine	5.980	208752	∞	16.6	∞	91138	94.743 ng/ml
Bupropion	4.848	16063748	∞	62.9	287903.5	691045	1064.829 ng/ml
Carisoprodol	5.751	1387212	4539534.9	55.3	38488.0	54209	992.586 ng/ml
Citalopram	5.243	6228452	480265.5	42.9	4902177.9	286987	978.865 ng/ml
Clonazepam	5.634	213379	∞	32.0	136502.5	4521	880.997 ng/ml
Clonazepam	5.591	617904	∞	39.2	∞	100470	951.798 ng/ml
Cocaine	4.302	7857244	527010.1	44.5	1316294.3	658114	1005.938 ng/ml
Codeine	2.644	949095	60836.9	91.7	140942.2	37241	1153.506 ng/ml
Cyclobenzaprine	5.641	6124374	247379.7	9.7	93654.5	224215	961.653 ng/ml
Dextromethorphan	5.291	4457400	183235.3	73.0	80709.8	211754	975.892 ng/ml
Dextrophan	4.154	8495497	533700.9	43.9	203258.2	449982	1026.358 ng/ml
Diazepam	5.968	2471229	24707.1	86.6	23955.6	117148	985.029 ng/ml
Dihydrocodeine	2.572	3009689	6887.3	60.0	2610.4	279150	702.153 ng/ml
Diphenhydramine	5.340	20100269	3019625.8	29.8	45634.7	946691	995.729 ng/ml
Doxylamine	4.592	35260519	∞	87.0	815511.6	1420995	970.198 ng/ml
EDDP	5.286	14566851	300574.1	41.9	1458061.5	689065	1027.954 ng/ml
Etizolam	5.836	1673123	∞	24.6	∞	30410	2208.103 ng/ml
Fentanyl	5.196	810318	∞	131.5	996721.0	376399	99.836 ng/ml
Flualprazolam	5.732	1151474	3051.6	93.0	27099.5	100470	936.061 ng/ml
Fluoxetine	5.733	4267751	291883.6	7.6	326082.8	166608	998.871 ng/ml
Hydrocodone	3.069	4669899	∞	37.4	∞	587883	934.540 ng/ml
Hydromorphone	1.633	4693298	∞	72.0	7892.7	10399	993.241 ng/ml
Ketamine	4.119	6357319	2755615.0	38.6	209246.6	411569	863.949 ng/ml
Lamotrigine	4.350	366069	43702.6	89.1	953770.1	217703	762.191 ng/ml
Levetiracetam	2.692	4594718	129930.1	223.3	687800.8	406085	873.520 ng/ml

AM #28 Multi-Drug Quant. Results

BWylee

Name	RT	Resp.	S/N	Ratio	S/N	ISTD Resp.	Final Conc.
Lorazepam	5.769	146928	∞	48.9	4121.8	7740	958.600 ng/ml
MDA	3.204	4713562	228452.3	26.5	27017.8	217703	799.293 ng/ml
MDMA	3.321	8013293	219462.9	96.4	384485.0	86163	1042.548 ng/ml
Meprobamate	4.936	1071952	∞	29.9	82508.1	51425	833.788 ng/ml
Methadone	5.676	17364231	∞	47.3	∞	806426	1025.599 ng/ml
Methamphetamine	3.246	6707853	∞	261.2	∞	1065239	679.697 ng/ml OCR
Metoprolol	4.360	1447825	844242.7	95.9	∞	1738353	743.455 ng/ml OCR
Mirtazapine	4.758	21433982	415577.7	46.8	917023.3	806426	1060.248 ng/ml
Mitragynine	5.335	2656981	∞	33.7	∞	166608	1181.469 ng/ml
Morphine	1.246	706834	22167.5	18.6	∞	10399	862.933 ng/ml
Norbuprenorphine	5.024	14221	65313.6	100.2	354024.2	8039	98.800 ng/ml
Nordiazepam	5.912	545465	∞	63.5	170898.2	20639	983.198 ng/ml
Norfentanyl	4.093	495824	37205.3	34.5	∞	976956	70.949 ng/ml OCR
Norhydrocodone	3.101	124888	∞	322.8	∞	81095	1112.284 ng/ml
Noroxycodone	2.941	2595619	∞	44.4	7328.3	101917	954.054 ng/ml
O-desmethyl-tramadol	3.404	24607455	4553562.1	5.9	394828.6	1230264	982.731 ng/ml
Oxazepam	5.776	192391	∞	72.1	3600.9	7740	915.368 ng/ml
Oxycodone	2.873	9768431	140922.0	28.2	402487609 4013820.0	413758	984.910 ng/ml
Oxymorphone	1.409	4799094	∞	43.4	∞	214095	943.422 ng/ml
Phentermine	3.806	3496903	∞	7.3	33144.3	542689	863.409 ng/ml
Promethazine	5.573	15666704	∞	36.3	1005643.3	762046	1027.589 ng/ml
Pseudoephedrine	2.605	38770574	∞	23.5	∞	1738353	1013.146 ng/ml
Quetiapine	5.627	7138972	1619498.0	61.0	16095323.0	140768	845.796 ng/ml
Sertraline	5.791	1440315	∞	94.1	∞	63854	965.706 ng/ml
Temazepam	5.849	1261428	44470.5	31.1	5465.0	54472	1053.380 ng/ml
Tramadol	4.267	19685565	780456.7	3.2	12429.9	1099903	881.675 ng/ml
Trazodone	5.414	14026153	∞	78.5	379915.5	409444	1301.065 ng/ml OCR
Venlafaxine	5.073	18945916	369053.1	37.0	148665.5	1013602	1115.010 ng/ml
Zolpidem	5.176	24151244	∞	29.3	2551378.5	1112865	971.412 ng/ml

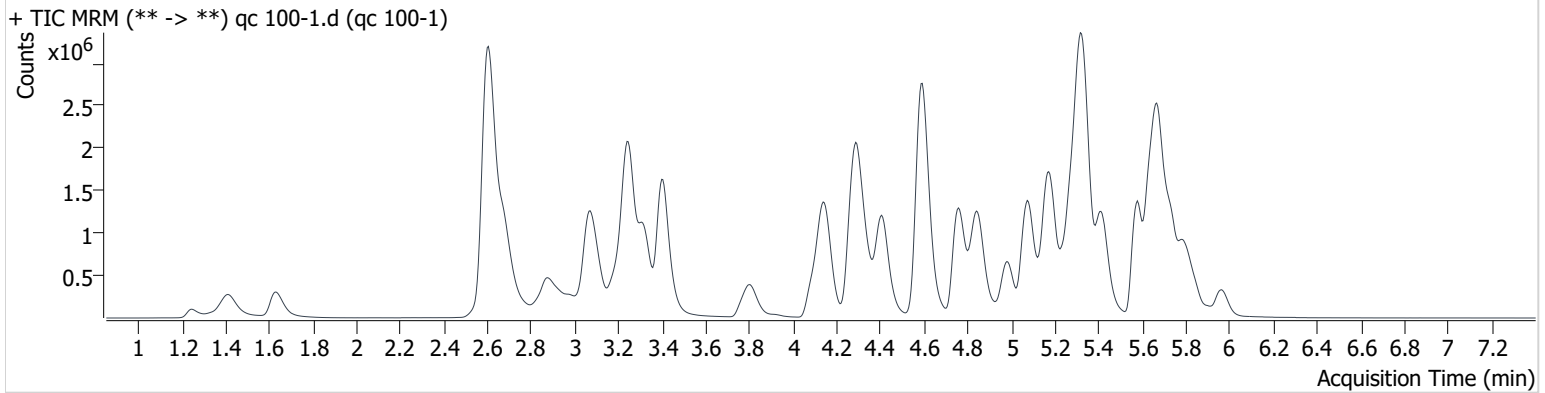
AM #28 Multi-Drug Quant. Results

B. Wylie

Batch results D:\MassHunter\Data\2021\am 27-28\051321\QuantResults\mdq.batch.bin
Calibration Last Update 5/17/2021 11:31:18 AM

Instrument	69679	Data File	qc 100-1.d
Type	QC	Sample	qc 100-1
Acq. Method	mdqp1 1-21-21long.m	Operator	Britany Wylie
Sample Position	P2-E2	Comment	
Injection Volume	3		
Acq. Date-Time	5/13/2021 1:43:28 PM		

Sample Chromatogram



Name	RT	Resp.	S/N	Ratio	S/N	ISTD Resp.	Final Conc.
6-MAM	3.181	36656	∞	140.8	17162.6	97112	10.494 ng/ml
7-aminoclonazepam	4.318	365140	18358.4	75.2	6834.0	133624	102.245 ng/ml
a-hydroxyalprazolam	5.722	32511	4555.8	54.2	9126.0	208411	104.119 ng/ml
alpha-PHP	4.982	1794235	108797.2	39.4	51698.3	1090387	106.237 ng/ml
alpha-PVP	4.413	2325701	72836.3	52.7	90829.1	928409	104.712 ng/ml
Alprazolam	5.791	671479	2320.8	87.5	2932.9	229813	106.087 ng/ml
Amphetamine	3.073	2999970	44208.9	44.2	15352.2	585889	105.331 ng/ml
Benzoylcegonine	3.921	38877	∞	17.2	10781.9	13527	105.259 ng/ml
Buprenorphine	5.980	32785	∞	17.2	119901.0	131560	10.235 ng/ml
Bupropion	4.847	2479870	157556.0	66.2	138326.0	1090387	104.375 ng/ml
Carisoprodol	5.746	502922	1327448.2	56.4	4805.9	177631	109.697 ng/ml
Citalopram	5.253	1584843	30408.9	41.4	22631.4	678882	105.155 ng/ml
Clonazepam	5.639	69141	543803.9	33.3	23506.5	11886	108.262 ng/ml
Clonazepam	5.581	159366	29628.3	40.5	88685.9	229813	107.964 ng/ml
Cocaine	4.296	1691288	66134.7	46.0	54123.0	1349714	105.546 ng/ml
Codeine	2.639	247905	∞	88.1	∞	102568	109.170 ng/ml
Cyclobenzaprine	5.647	1717236	24202.1	10.0	5137.8	579868	104.240 ng/ml
Dextromethorphan	5.297	1221577	81373.1	75.6	47204.1	538959	105.017 ng/ml
Dextrophan	4.154	1606215	42525.0	45.5	58637.5	841156	103.852 ng/ml
Diazepam	5.968	469921	4229.5	86.7	2947.3	208411	105.376 ng/ml
Dihydrocodeine	2.582	648751	1318.3	57.9	3577.9	384412	109.190 ng/ml
Diphenhydramine	5.329	5129660	273392.2	30.4	65005.5	2380785	101.384 ng/ml
Doxylamine	4.594	5547949	107037.9	81.1	119143.5	2048613	105.948 ng/ml
EDDP	5.286	1861809	65563.8	43.1	32506.6	881383	102.655 ng/ml
Etizolam	5.836	355084	277056.1	24.2	∞	133624	107.103 ng/ml
Fentanyl	5.190	169530	12975.5	130.8	685729.4	746956	10.528 ng/ml
Flualprazolam	5.727	307223	2350.4	98.1	∞	229813	109.142 ng/ml
Fluoxetine	5.728	1424135	104462.2	7.4	1940392.4	522183	106.254 ng/ml
Hydrocodone	3.075	744759	∞	36.5	∞	837827	104.148 ng/ml
Hydromorphone	1.633	812006	9703.3	71.0	2320.6	16463	108.155 ng/ml
Ketamine	4.129	1434061	170443.3	39.1	3600.5	720076	110.677 ng/ml
Lamotrigine	4.345	134066	∞	87.1	15834.9	518340	116.890 ng/ml
Levetiracetam	2.681	798981	34834.3	222.1	70580.0	585889	104.431 ng/ml

AM #28 Multi-Drug Quant. Results

Byylee

Name	RT	Resp.	S/N	Ratio	S/N	ISTD Resp.	Final Conc.
Lorazepam	5.769	24597	332.3	48.4	4984.7	11463	108.023 ng/ml
MDA	3.225	1573599	11853.9	26.4	11090.3	518340	111.293 ng/ml
MDMA	3.323	1601223	27325.4	97.6	69326.5	169066	106.085 ng/ml
Meprobamate	4.946	217195	102202.7	29.8	6220.5	75928	113.448 ng/ml
Methadone	5.676	3016227	76897.1	51.3	26700.5	1401845	102.704 ng/ml
Methamphetamine	3.252	1434790	∞	249.2	∞	1378339	109.531 ng/ml
Metoprolol	4.354	448236	43378.5	94.3	∞	3720587	106.972 ng/ml
Mirtazapine	4.758	3614670	180750.7	47.7	∞	1401845	103.154 ng/ml
Mitragynine	5.325	653096	∞	31.5	16284.7	522183	93.557 ng/ml
Morphine	1.246	133808	∞	16.7	∞	16463	103.173 ng/ml
Norbuprenorphine	5.040	2858	3499.1	88.2	58825.2	15405	10.134 ng/ml
Nordiazepam	5.912	94488	∞	61.5	∞	32921	106.687 ng/ml
Norfentanyl	4.109	101486	8917.6	35.1	∞	1296501	10.866 ng/ml
Norhydrocodone	3.095	20849	∞	380.4	∞	157401	96.646 ng/ml
Noroxycodone	2.941	504836	∞	44.2	2971.8	174415	108.310 ng/ml
O-desmethyl-tramadol	3.404	3961628	169330.5	6.1	∞	1895503	102.688 ng/ml
Oxazepam	5.776	31264	1813.0	75.6	93036.6	11463	101.201 ng/ml
Oxycodone	2.873	1451763	∞	28.7	∞	560668	108.001 ng/ml
Oxymorphone	1.409	953327	∞	43.6	∞	368825	108.461 ng/ml
Phentermine	3.811	665149	3990.4	7.9	12587.8	785350	112.856 ng/ml
Promethazine	5.578	2552768	36739.7	38.2	59254.7	1240754	102.988 ng/ml
Pseudoephedrine	2.605	8382139	∞	24.6	∞	3720587	102.522 ng/ml
Quetiapine	5.633	2268414	107642.4	61.4	865753.1	325124	115.475 ng/ml
Sertraline	5.791	457538	17588.7	94.0	∞	187651	104.409 ng/ml
Temazepam	5.843	309882	47623.2	31.3	2902.1	130270	108.693 ng/ml
Tramadol	4.277	3721541	125014.7	3.5	2216.5	1688670	108.058 ng/ml
Trazodone	5.414	2321560	39607.1	78.0	58773.0	866169	102.447 ng/ml
Venlafaxine	5.073	2919528	122479.1	39.4	19162.7	1703233	102.725 ng/ml
Zolpidem	5.176	3798703	1775167.2	30.4	67713.4	1632686	104.206 ng/ml

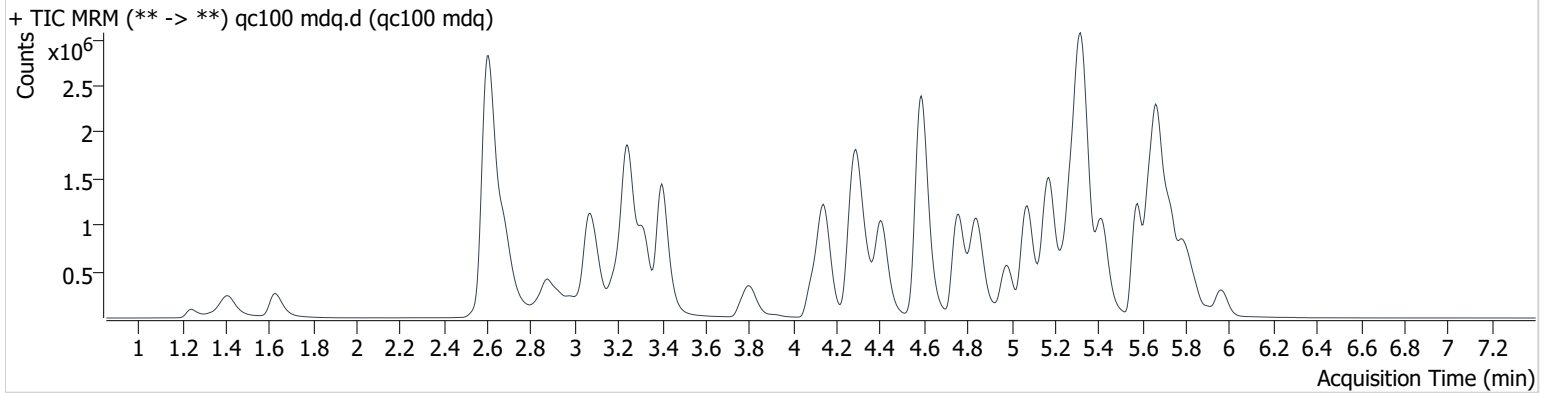
AM #28 Multi-Drug Quant. Results

B. Wylie

Batch results D:\MassHunter\Data\2021\am 27-28\051321\QuantResults\mdq.batch.bin
Calibration Last Update 5/17/2021 11:31:18 AM

Instrument	69679	Data File	qc100 mdq.d
Type	QC	Sample	qc100 mdq
Acq. Method	mdqp1 1-21-21long.m	Operator	Britany Wylie
Sample Position	P2-B2	Comment	
Injection Volume	3		
Acq. Date-Time	5/13/2021 4:52:27 PM		

Sample Chromatogram



Name	RT	Resp.	S/N	Ratio	S/N	ISTD Resp.	Final Conc.
6-MAM	3.176	31608	141486.0	145.3	47137.9	86376	10.173 ng/ml
7-aminoclonazepam	4.313	323482	9063.0	74.0	21062.3	123900	97.692 ng/ml
a-hydroxyalprazolam	5.722	29437	∞	54.8	∞	195942	100.219 ng/ml
alpha-PHP	4.981	1536696	92016.6	39.3	12235.6	955456	103.835 ng/ml
alpha-PVP	4.408	1977746	∞	53.3	267021.6	815175	101.417 ng/ml
Alprazolam	5.791	617919	6950.1	86.5	3453.2	217074	103.359 ng/ml
Amphetamine	3.073	2662745	∞	44.2	15626.5	520867	105.160 ng/ml
Benzoylcegonine	3.921	34983	75081.4	15.9	23941.2	12310	104.078 ng/ml
Buprenorphine	5.975	28749	∞	16.9	9840.8	116571	10.129 ng/ml
Bupropion	4.847	2085786	83195.9	66.8	18423.9	955456	100.194 ng/ml
Carisoprodol	5.746	451171	1425321.6	56.5	10211.7	168746	103.583 ng/ml
Citalopram	5.253	1377212	74749.5	42.1	253565.6	612035	101.353 ng/ml
Clonazepam	5.634	65057	119623.0	30.8	62298.5	11122	108.863 ng/ml
Clonazepam	5.581	142022	∞	40.4	201959.2	217074	101.902 ng/ml
Cocaine	4.296	1466769	∞	45.8	206185.8	1198421	103.089 ng/ml
Codeine	2.639	214519	∞	88.2	17210.3	94126	102.926 ng/ml
Cyclobenzaprine	5.647	1558324	∞	10.2	16930.8	535435	102.443 ng/ml
Dextromethorphan	5.297	1061190	779131.8	74.9	670535.0	487285	100.900 ng/ml
Dextrophan	4.149	1409965	114796.3	45.1	38793.5	746932	102.664 ng/ml
Diazepam	5.963	418233	3309.3	87.9	5144.5	195942	99.759 ng/ml
Dihydrocodeine	2.582	561118	4921.3	57.5	6930.6	340931	106.464 ng/ml
Diphenhydramine	5.328	4442473	1256484.7	30.7	131148.7	2167763	96.449 ng/ml
Doxylamine	4.590	4725992	286497.5	82.5	70735.5	1800564	102.686 ng/ml
EDDP	5.286	2033930	76196.7	42.8	∞	979862	100.873 ng/ml
Etizolam	5.831	315269	∞	24.4	∞	123900	102.577 ng/ml
Fentanyl	5.185	149321	243836.2	130.8	153740.7	683500	10.134 ng/ml
Flualprazolam	5.727	268250	2775.6	97.9	4514.8	217074	100.886 ng/ml
Fluoxetine	5.728	1353687	2667187.6	7.4	202420.5	532298	99.072 ng/ml
Hydrocodone	3.069	641056	∞	36.4	∞	726162	103.428 ng/ml
Hydromorphone	1.628	690285	1676.7	67.8	2036.3	15052	100.532 ng/ml
Ketamine	4.129	1243171	1133441.6	38.2	16358.9	642548	107.498 ng/ml
Lamotrigine	4.340	120133	15925.8	85.8	∞	473966	114.540 ng/ml
Levetiracetam	2.681	703880	14544.7	222.1	40060.0	520867	103.477 ng/ml

AM #28 Multi-Drug Quant. Results

BWylee

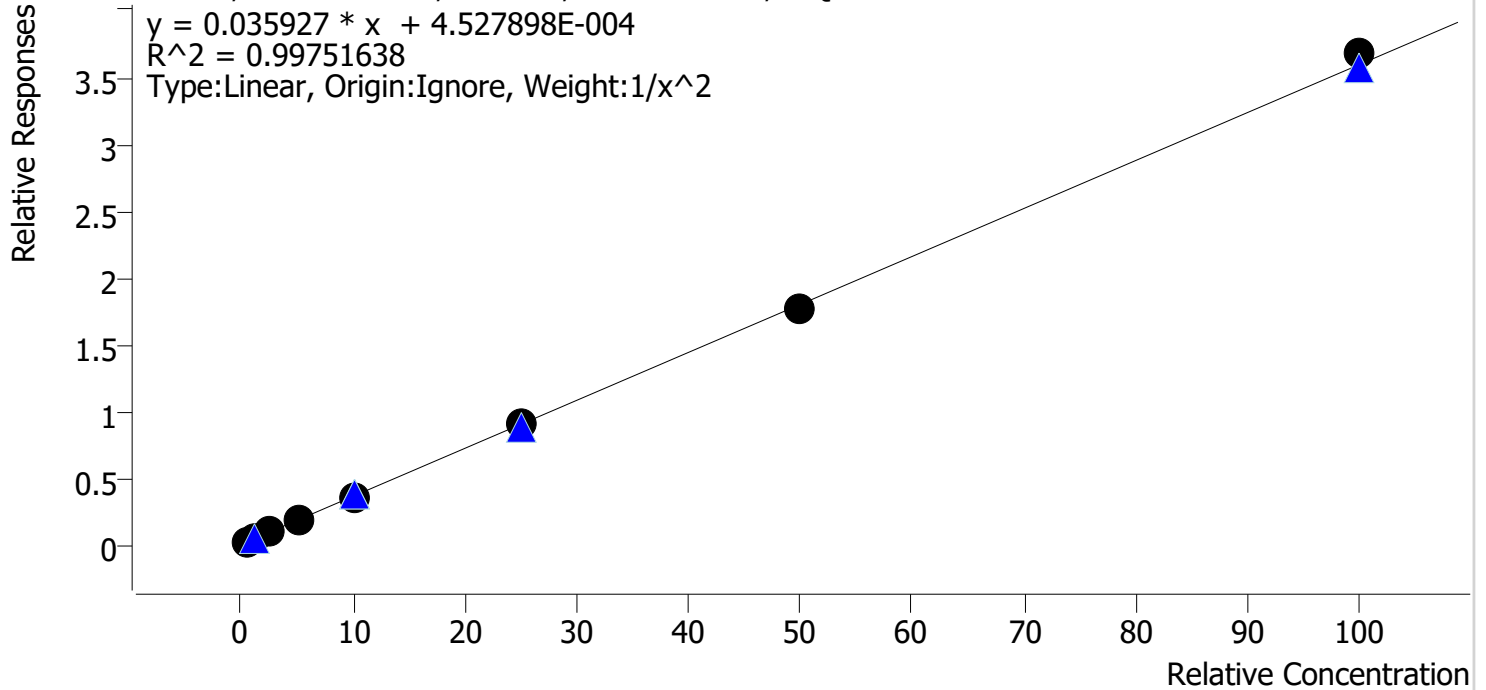
Name	RT	Resp.	S/N	Ratio	S/N	ISTD Resp.	Final Conc.
Lorazepam	5.769	20734	2442.9	47.2	1007.5	10731	97.231 ng/ml
MDA	3.220	1407506	30455.8	25.7	6061.8	473966	108.846 ng/ml
MDMA	3.317	1394931	90821.5	98.0	85375.5	149948	104.198 ng/ml
Meprobamate	4.946	187696	198595.8	29.1	6274.7	68178	109.142 ng/ml
Methadone	5.676	2628409	361835.3	52.0	57909.7	1258108	99.731 ng/ml
Methamphetamine	3.246	1281834	40247.1	249.5	∞	1236937	109.026 ng/ml
Metoprolol	4.354	400984	∞	94.0	∞	3374262	105.508 ng/ml
Mirtazapine	4.758	3106713	2514511.8	47.7	28985.0	1258108	98.801 ng/ml
Mitragynine	5.319	577641	52249.5	31.0	∞	532298	81.305 ng/ml
Morphine	1.246	122386	∞	16.9	3511.2	15052	103.214 ng/ml
Norbuprenorphine	5.029	2292	∞	108.3 High	5074.2	14047	8.882 ng/ml
Nordiazepam	5.912	84307	∞	63.9	93580.3	30347	103.263 ng/ml
Norfentanyl	4.109	91709	9914.9	33.7	123612.9	1193293	10.667 ng/ml
Norhydrocodone	3.095	18895	1950.7	376.5	∞	148263	93.030 ng/ml
Noroxycodone	2.936	435917	∞	44.8	∞	153004	106.609 ng/ml
O-desmethyl-tramadol	3.399	3404226	323597.2	6.1	62640.7	1680545	99.526 ng/ml
Oxazepam	5.771	26423	∞	78.2	226.4	10731	91.449 ng/ml
Oxycodone	2.873	1247398	∞	29.0	∞	500492	103.954 ng/ml
Oxymorphone	1.409	818965	∞	43.6	∞	326647	105.195 ng/ml
Phentermine	3.806	579604	8402.5	8.2	6834.1	706222	109.337 ng/ml
Promethazine	5.578	2242114	202136.9	38.1	84996.9	1110950	101.027 ng/ml
Pseudoephedrine	2.605	7386476	656941.9	24.7	∞	3374262	99.622 ng/ml
Quetiapine	5.633	2005719	354464.3	60.7	∞	301667	109.993 ng/ml
Sertraline	5.791	420990	∞	93.8	∞	181208	99.485 ng/ml
Temazepam	5.843	279453	2182011.9	30.8	845.2	125694	101.624 ng/ml
Tramadol	4.272	3224572	132877.4	3.5	4018.8	1488048	106.242 ng/ml
Trazodone	5.414	2017679	∞	77.0	∞	791392	97.485 ng/ml
Venlafaxine	5.073	2493293	287775.3	39.4	7400.5	1520512	98.293 ng/ml
Zolpidem	5.171	3265808	130000.7	31.0	195726.1	1436594	101.817 ng/ml

Compound Calibration Report

B. Wylee

Batch results D:\MassHunter\Data\2021\am 27-28\051321\QuantResults\mdq.batch.bin
Last Cal. Update 5/17/2021 11:31 AM
Analyst Name ISP\datastor
Analyte 6-MAM **Internal Standard** 6-MAM-D6

6-MAM - 8 Levels, 8 Levels Used, 8 Points, 8 Points Used, 5 QCs



Sample	Level	Enabled	Expected Concentration	Final Concentration	Accuracy
cal 1 mdq	1	✓	0.5	0.5	103.7
cal 2 mdq	2	✓	1.0	0.9	91.7
cal 3 mdq	3	✓	2.5	2.5	100.0
cal 4 mdq	4	✓	5.0	5.3	106.0
cal 5 mdq	5	✓	10.0	9.7	97.5
cal 6 mdq	6	✓	25.0	25.1	100.2
cal 7 mdqr	7	✓	50.0	49.3	98.6
cal 8 mdq	8	✓	100.0	102.3	102.3

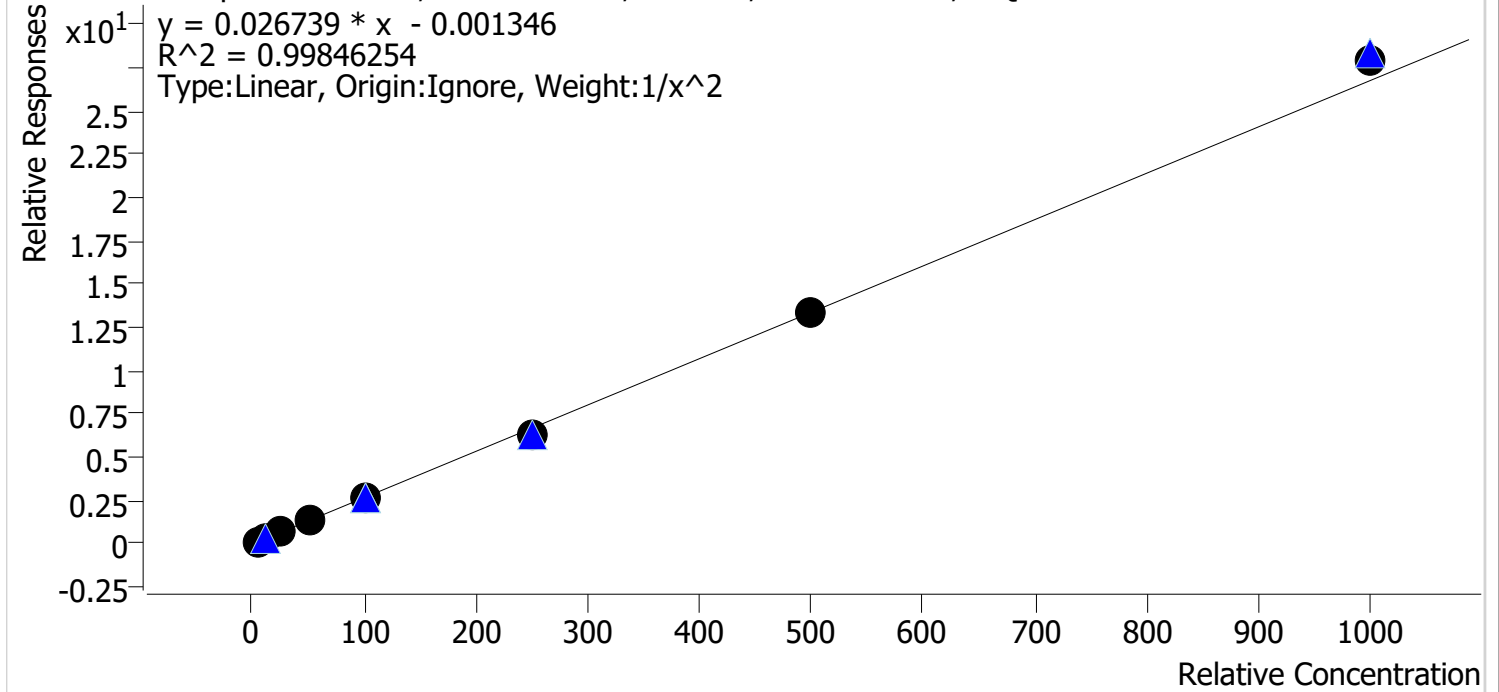
Compound Calibration Report

Byylee

Batch results D:\MassHunter\Data\2021\am 27-28\051321\QuantResults\mdq.batch.bin
Last Cal. Update 5/17/2021 11:31 AM
Analyst Name ISP\datastor
Analyte 7-aminoclonazepam

Internal Standard 7-Aminoclonazepam-D4

7-aminoclonazepam - 8 Levels, 8 Levels Used, 8 Points, 8 Points Used, 5 QCs



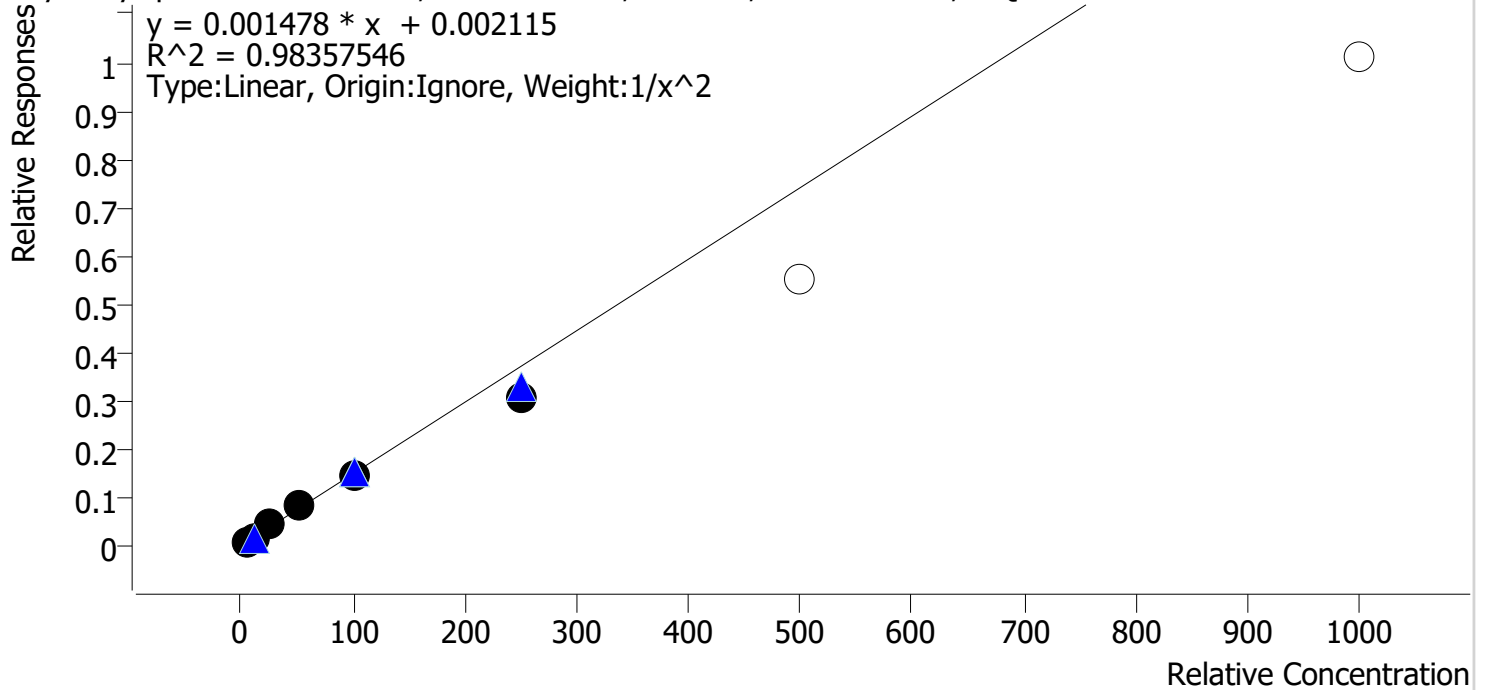
Sample	Level	Enabled	Expected Concentration	Final Concentration	Accuracy
cal 1 mdq	1	✓	5.0	5.0	99.6
cal 2 mdq	2	✓	10.0	10.2	101.9
cal 3 mdq	3	✓	25.0	24.0	96.0
cal 4 mdq	4	✓	50.0	51.8	103.6
cal 5 mdq	5	✓	100.0	98.2	98.2
cal 6 mdq	6	✓	250.0	238.3	95.3
cal 7 mdqr	7	✓	500.0	503.1	100.6
cal 8 mdq	8	✓	1000.0	1047.4	104.7

Compound Calibration Report

Byylee

Batch results D:\MassHunter\Data\2021\am 27-28\051321\QuantResults\mdq.batch.bin
Last Cal. Update 5/17/2021 11:31 AM
Analyst Name ISP\datastor
Analyte a-hydroxyalprazolam **Internal Standard** **Diazepam-D5**

a-hydroxyalprazolam - 8 Levels, 6 Levels Used, 8 Points, 6 Points Used, 5 QCs



Sample	Level	Enabled	Expected Concentration	Final Concentration	Accuracy
cal 1 mdq	1	✓	5.0	4.9	98.1
cal 2 mdq	2	✓	10.0	9.8	98.3
cal 3 mdq	3	✓	25.0	27.4	109.6
cal 4 mdq	4	✓	50.0	56.3	112.7
cal 5 mdq	5	✓	100.0	98.5	98.5
cal 6 mdq	6	✓	250.0	207.3	82.9
cal 7 mdqr	7	✗	500.0	374.0	74.8
cal 8 mdq	8	✗	1000.0	681.2	68.1

Cal 7 and 8 dropped outside accuracy requirement.

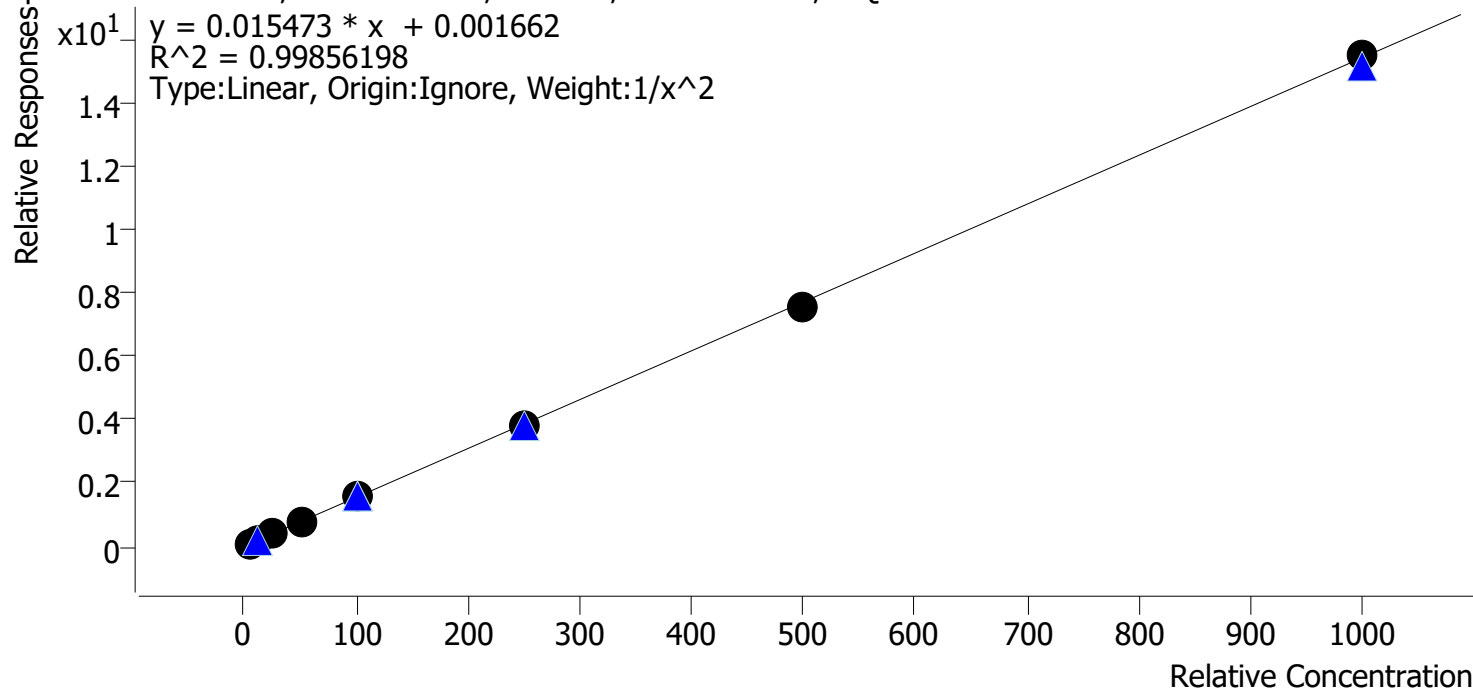
Compound Calibration Report

Byylee

Batch results D:\MassHunter\Data\2021\am 27-28\051321\QuantResults\mdq.batch.bin
Last Cal. Update 5/17/2021 11:31 AM
Analyst Name ISP\datastor
Analyte alpha-PHP

Internal Standard Bupropion-D9

alpha-PHP - 8 Levels, 8 Levels Used, 8 Points, 8 Points Used, 5 QCs



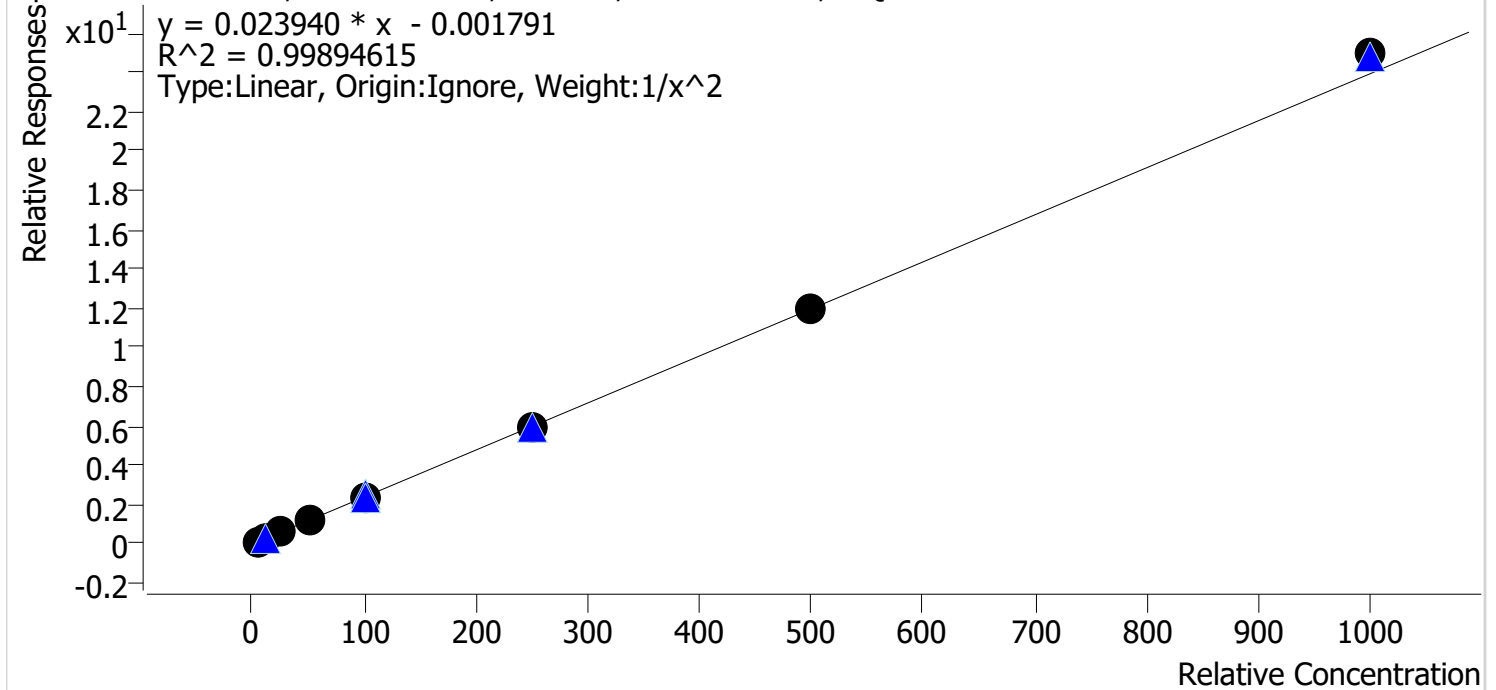
Sample	Level	Enabled	Expected Concentration	Final Concentration	Accuracy
cal 1 mdq	1	✓	5.0	5.1	101.8
cal 2 mdq	2	✓	10.0	9.5	95.5
cal 3 mdq	3	✓	25.0	24.8	99.3
cal 4 mdq	4	✓	50.0	52.7	105.5
cal 5 mdq	5	✓	100.0	102.8	102.8
cal 6 mdq	6	✓	250.0	243.7	97.5
cal 7 mdqr	7	✓	500.0	486.4	97.3
cal 8 mdq	8	✓	1000.0	1004.4	100.4

Compound Calibration Report

Byylee

Batch results D:\MassHunter\Data\2021\am 27-28\051321\QuantResults\mdq.batch.bin
Last Cal. Update 5/17/2021 11:31 AM
Analyst Name ISP\datastor
Analyte alpha-PVP **Internal Standard** alpha-PVP-d8

alpha-PVP - 8 Levels, 8 Levels Used, 8 Points, 8 Points Used, 5 QCs



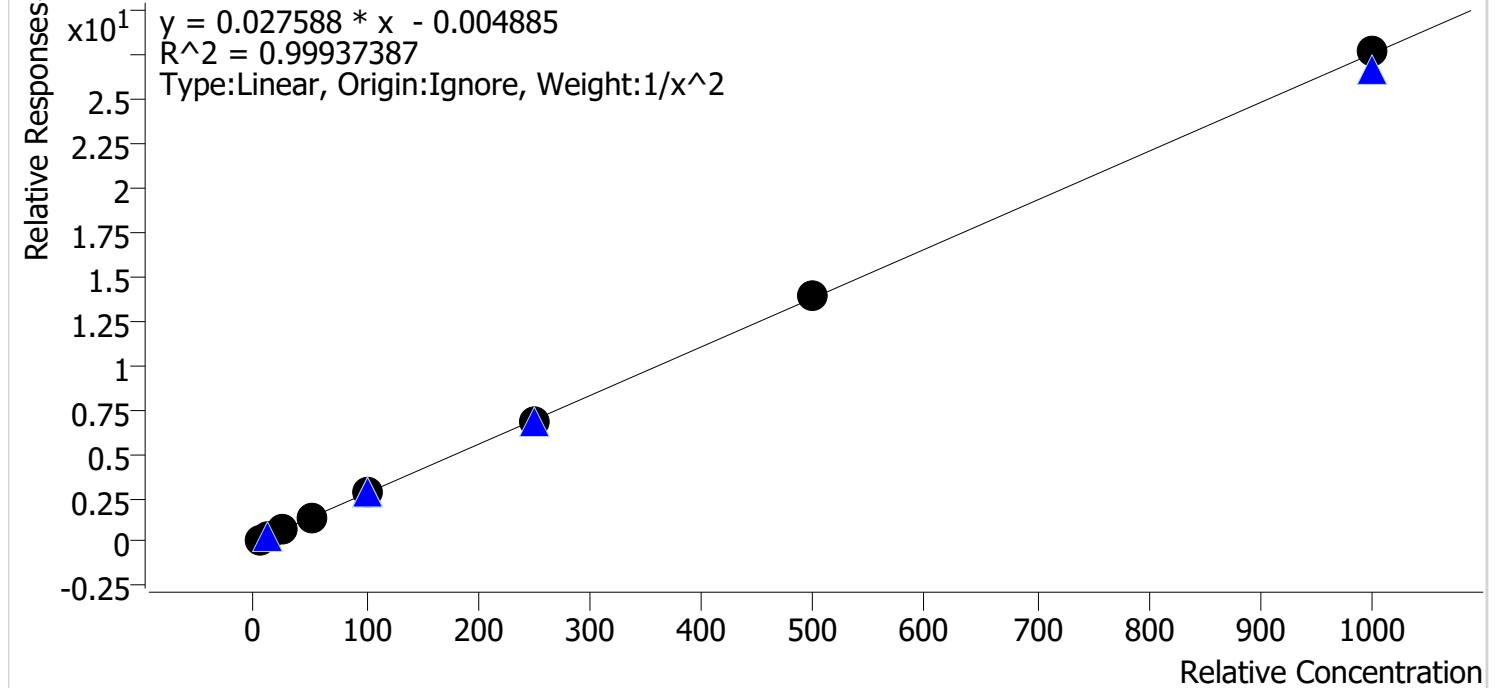
Sample	Level	Enabled	Expected Concentration	Final Concentration	Accuracy
cal 1 mdq	1	✓	5.0	5.1	102.0
cal 2 mdq	2	✓	10.0	9.7	97.3
cal 3 mdq	3	✓	25.0	24.0	95.9
cal 4 mdq	4	✓	50.0	51.3	102.5
cal 5 mdq	5	✓	100.0	99.0	99.0
cal 6 mdq	6	✓	250.0	246.5	98.6
cal 7 mdqr	7	✓	500.0	502.3	100.5
cal 8 mdq	8	✓	1000.0	1042.7	104.3

Compound Calibration Report

Byylee

Batch results D:\MassHunter\Data\2021\am 27-28\051321\QuantResults\mdq.batch.bin
Last Cal. Update 5/17/2021 11:31 AM
Analyst Name ISP\datastor
Analyte Alprazolam **Internal Standard** Alprazolam-D5

Alprazolam - 8 Levels, 8 Levels Used, 8 Points, 8 Points Used, 5 QCs



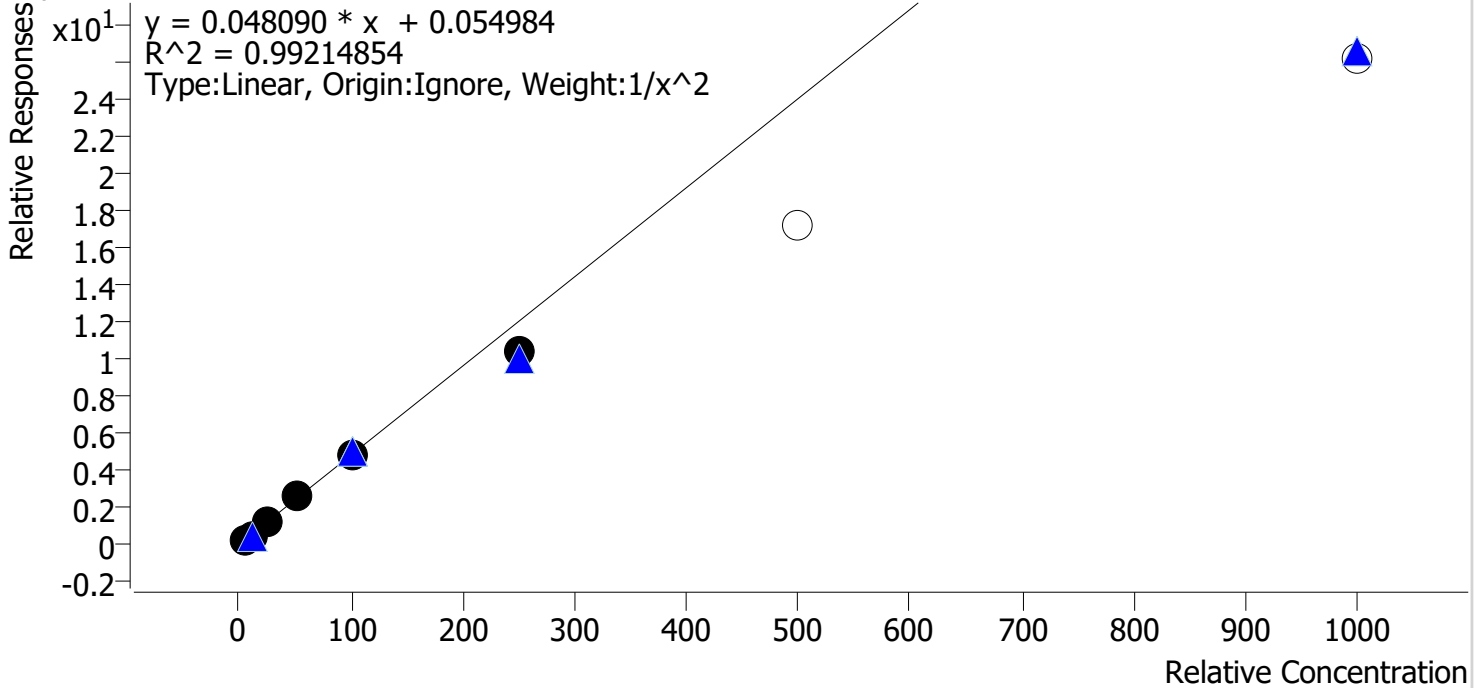
Sample	Level	Enabled	Expected Concentration	Final Concentration	Accuracy
cal 1 mdq	1	✓	5.0	5.0	101.0
cal 2 mdq	2	✓	10.0	9.9	98.8
cal 3 mdq	3	✓	25.0	24.1	96.3
cal 4 mdq	4	✓	50.0	51.9	103.9
cal 5 mdq	5	✓	100.0	99.0	99.0
cal 6 mdq	6	✓	250.0	249.6	99.8
cal 7 mdqr	7	✓	500.0	503.9	100.8
cal 8 mdq	8	✓	1000.0	1004.4	100.4

Compound Calibration Report

Byylee

Batch results D:\MassHunter\Data\2021\am 27-28\051321\QuantResults\mdq.batch.bin
Last Cal. Update 5/17/2021 11:31 AM
Analyst Name ISP\datastor
Analyte Amphetamine
Internal Standard Amphetamine-D11

Amphetamine - 8 Levels, 6 Levels Used, 8 Points, 6 Points Used, 5 QCs



Sample	Level	Enabled	Expected Concentration	Final Concentration	Accuracy
cal 1 mdq	1	✓	5.0	4.9	97.4
cal 2 mdq	2	✓	10.0	10.3	102.5
cal 3 mdq	3	✓	25.0	25.8	103.3
cal 4 mdq	4	✓	50.0	54.0	108.0
cal 5 mdq	5	✓	100.0	101.7	101.7
cal 6 mdq	6	✓	250.0	217.3	86.9
cal 7 mdqr	7	✗	500.0	359.4	71.9
cal 8 mdq	8	✗	1000.0	544.5	54.4

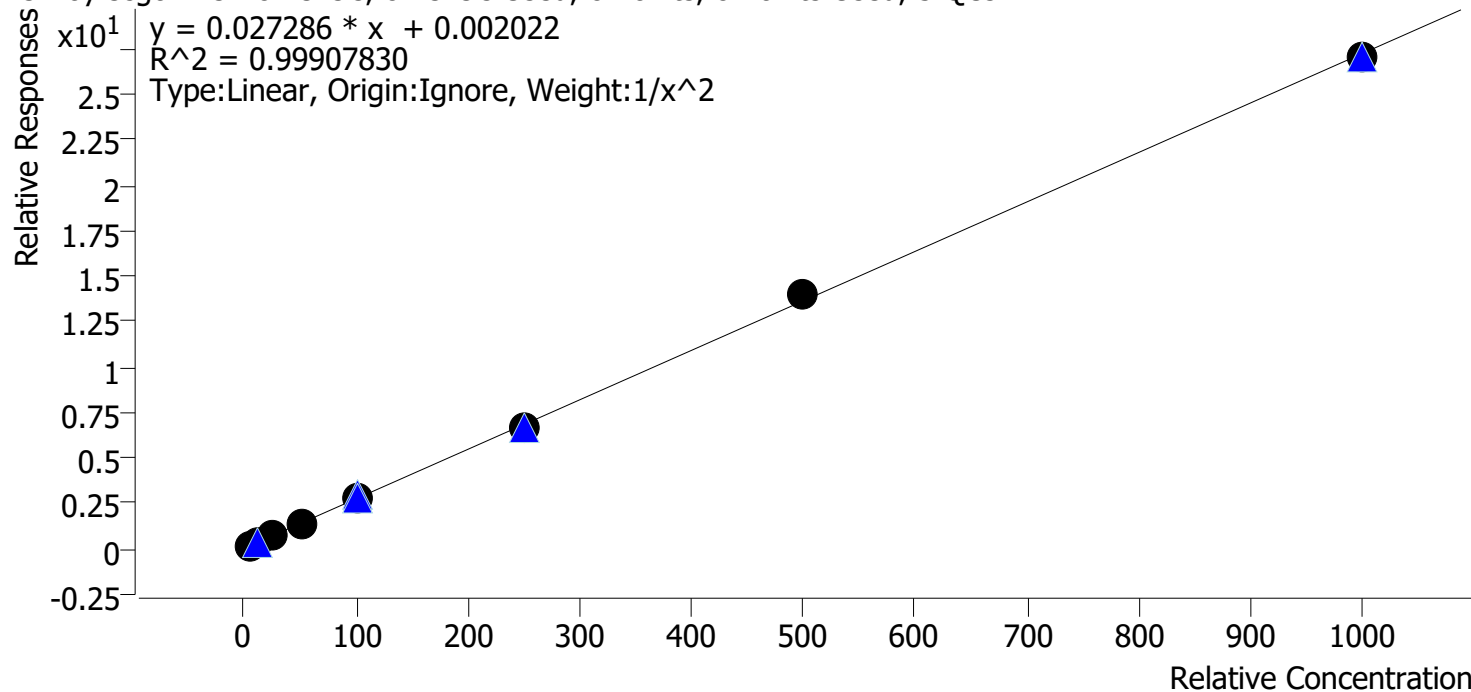
Cal 7 and 8 dropped outside accuracy requirement.

Compound Calibration Report

Boyle

Batch results D:\MassHunter\Data\2021\am 27-28\051321\QuantResults\mdq.batch.bin
Last Cal. Update 5/17/2021 11:31 AM
Analyst Name ISP\datastor
Analyte Benzoylecgonine **Internal Standard** Benzoylecgonine-d8

Benzoylecgonine - 8 Levels, 8 Levels Used, 8 Points, 8 Points Used, 5 QCs



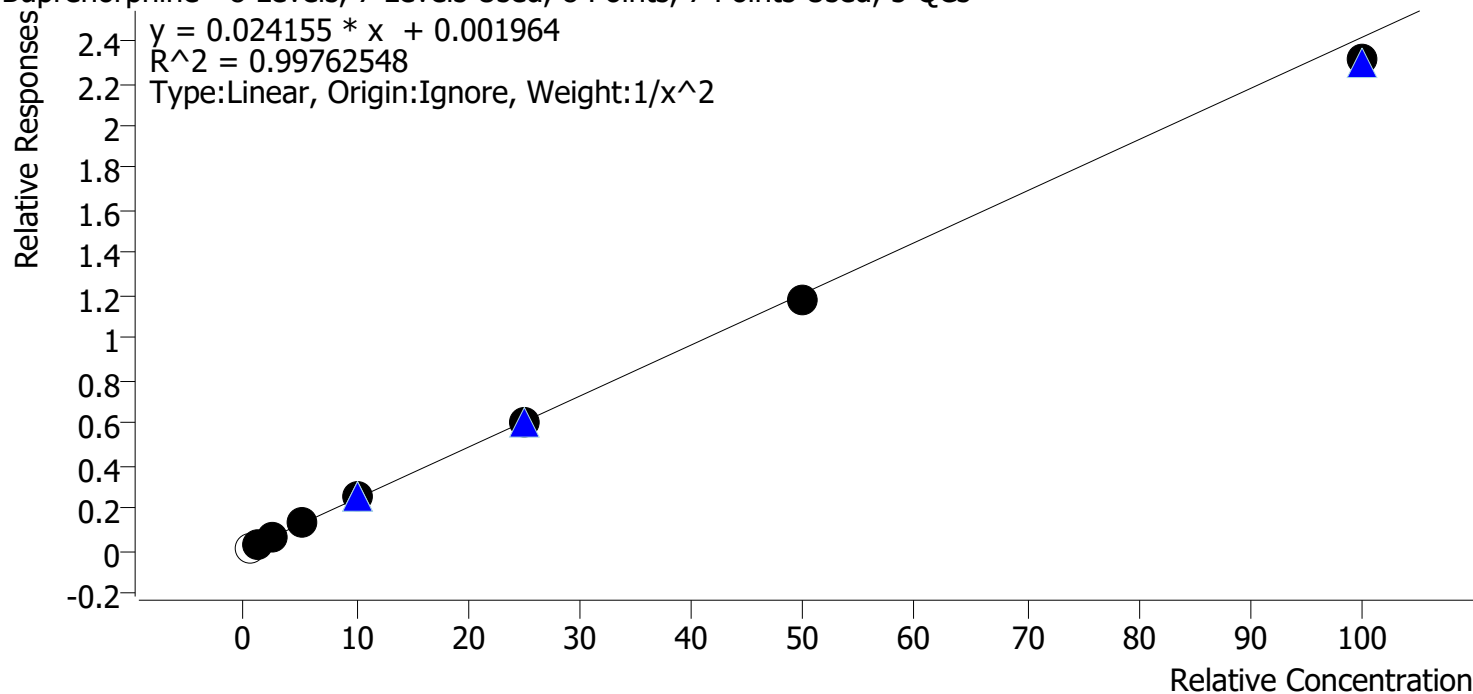
Sample	Level	Enabled	Expected Concentration	Final Concentration	Accuracy
cal 1 mdq	1	✓	5.0	5.0	100.4
cal 2 mdq	2	✓	10.0	10.0	100.4
cal 3 mdq	3	✓	25.0	23.8	95.1
cal 4 mdq	4	✓	50.0	52.0	104.0
cal 5 mdq	5	✓	100.0	100.0	100.0
cal 6 mdq	6	✓	250.0	246.7	98.7
cal 7 mdqr	7	✓	500.0	512.1	102.4
cal 8 mdq	8	✓	1000.0	990.2	99.0

Compound Calibration Report

Byylee

Batch results D:\MassHunter\Data\2021\am 27-28\051321\QuantResults\mdq.batch.bin
Last Cal. Update 5/17/2021 11:31 AM
Analyst Name ISP\datastor
Analyte Buprenorphine **Internal Standard** Buprenorphine-D4

Buprenorphine - 8 Levels, 7 Levels Used, 8 Points, 7 Points Used, 5 QCs



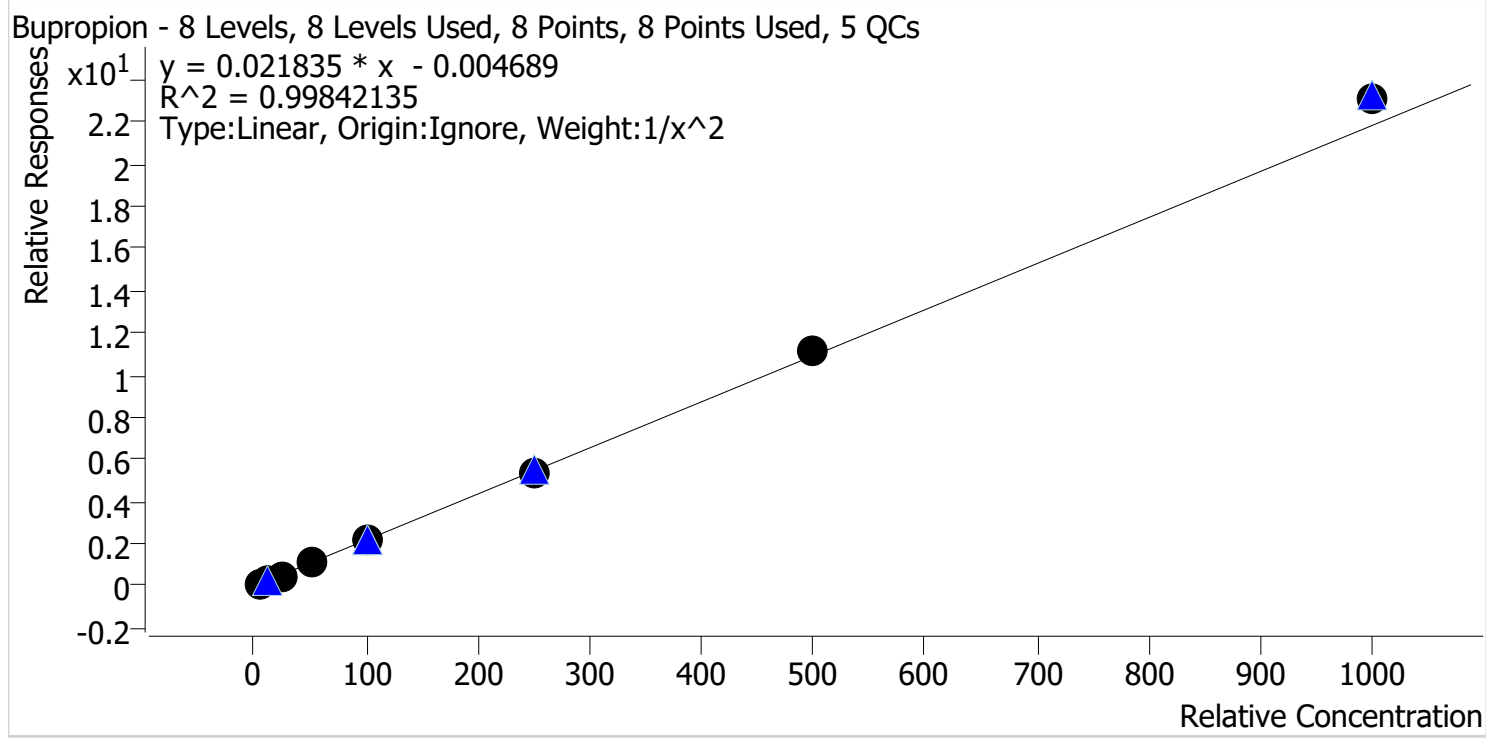
Sample	Level	Enabled	Expected Concentration	Final Concentration	Accuracy
cal 1 mdq	1	x	0.5	0.4	85.1
cal 2 mdq	2	✓	1.0	1.0	99.6
cal 3 mdq	3	✓	2.5	2.4	96.7
cal 4 mdq	4	✓	5.0	5.3	106.6
cal 5 mdq	5	✓	10.0	10.5	105.0
cal 6 mdq	6	✓	25.0	24.6	98.4
cal 7 mdqr	7	✓	50.0	49.0	98.0
cal 8 mdq	8	✓	100.0	95.6	95.6

cal 1 dropped does not meet ratio criteria

Compound Calibration Report

Byylee

Batch results D:\MassHunter\Data\2021\am 27-28\051321\QuantResults\mdq.batch.bin
Last Cal. Update 5/17/2021 11:31 AM
Analyst Name ISP\datastor
Analyte Bupropion **Internal Standard** Bupropion-D9



Sample	Level	Enabled	Expected Concentration	Final Concentration	Accuracy
cal 1 mdq	1	✓	5.0	5.1	102.3
cal 2 mdq	2	✓	10.0	9.7	97.2
cal 3 mdq	3	✓	25.0	23.7	94.9
cal 4 mdq	4	✓	50.0	50.7	101.4
cal 5 mdq	5	✓	100.0	98.6	98.6
cal 6 mdq	6	✓	250.0	244.5	97.8
cal 7 mdqr	7	✓	500.0	511.3	102.3
cal 8 mdq	8	✓	1000.0	1055.4	105.5

Compound Calibration Report

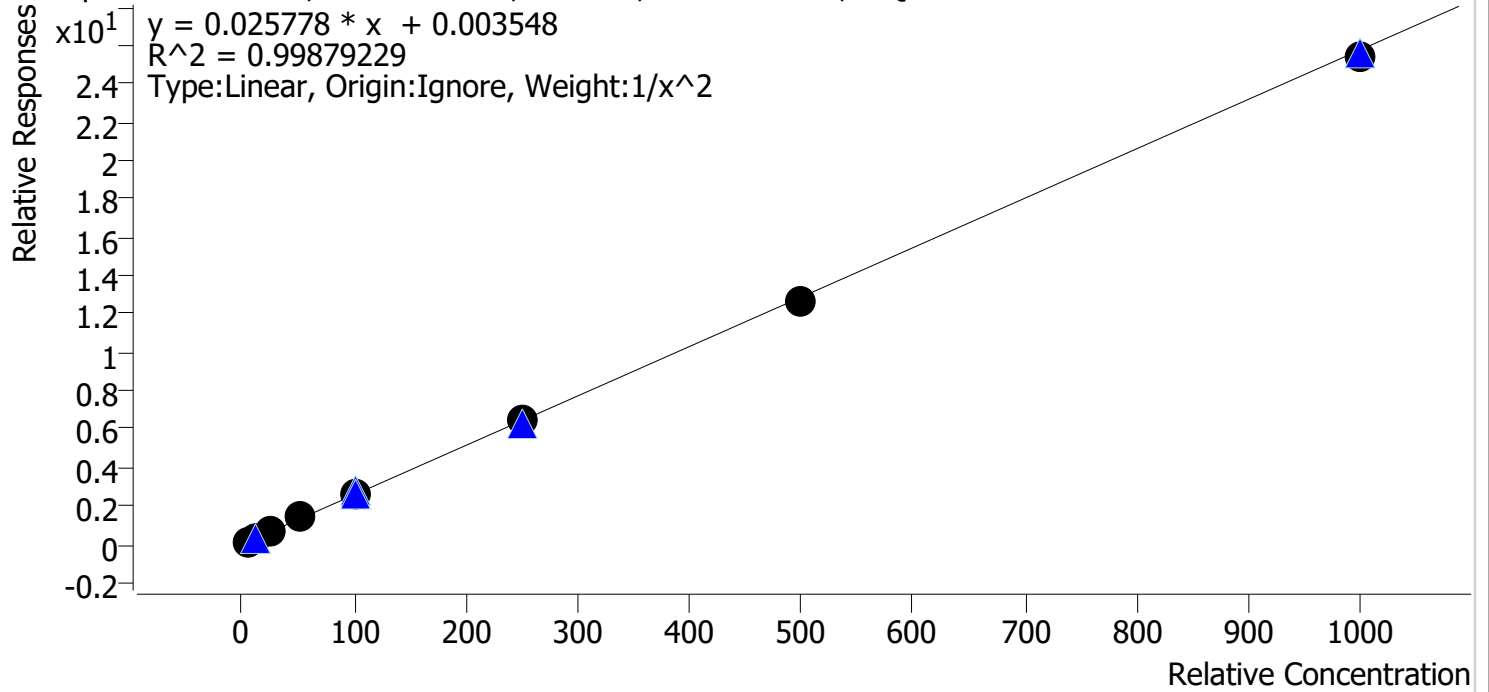
Boyle

Batch results D:\MassHunter\Data\2021\am 27-28\051321\QuantResults\mdq.batch.bin
Last Cal. Update 5/17/2021 11:31 AM
Analyst Name ISP\datastor
Analyte Carisoprodol

Internal Standard

Carisoprodol-D7

Carisoprodol - 8 Levels, 8 Levels Used, 8 Points, 8 Points Used, 5 QCs

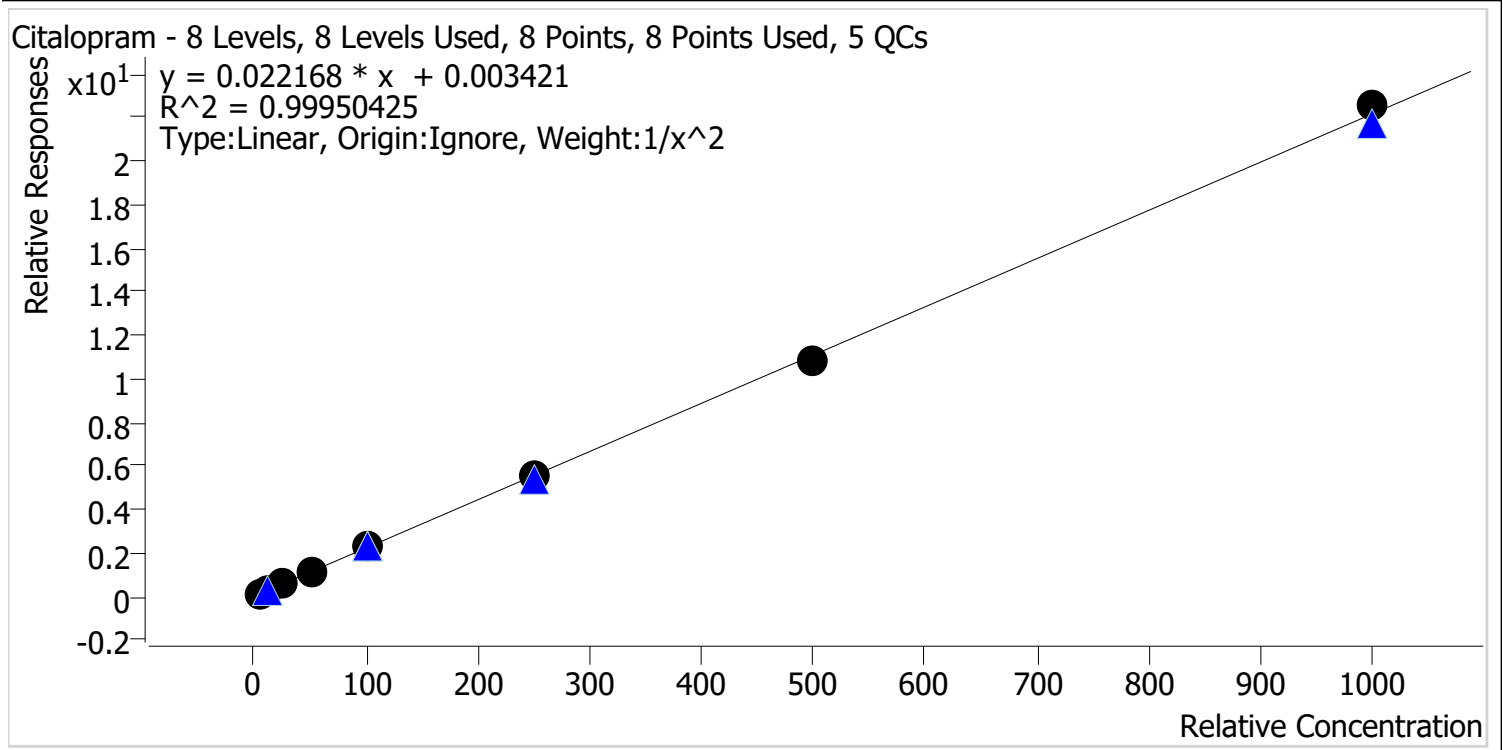


Sample	Level	Enabled	Expected Concentration	Final Concentration	Accuracy
cal 1 mdq	1	✓	5.0	5.1	101.1
cal 2 mdq	2	✓	10.0	9.8	97.6
cal 3 mdq	3	✓	25.0	24.3	97.3
cal 4 mdq	4	✓	50.0	53.3	106.7
cal 5 mdq	5	✓	100.0	100.8	100.8
cal 6 mdq	6	✓	250.0	248.1	99.3
cal 7 mdqr	7	✓	500.0	493.0	98.6
cal 8 mdq	8	✓	1000.0	987.4	98.7

Compound Calibration Report

Byylee

Batch results D:\MassHunter\Data\2021\am 27-28\051321\QuantResults\mdq.batch.bin
Last Cal. Update 5/17/2021 11:31 AM
Analyst Name ISP\datastor
Analyte Citalopram **Internal Standard** Citalopram-D6



Sample	Level	Enabled	Expected Concentration	Final Concentration	Accuracy
cal 1 mdq	1	✓	5.0	5.0	100.9
cal 2 mdq	2	✓	10.0	9.9	99.0
cal 3 mdq	3	✓	25.0	24.2	96.7
cal 4 mdq	4	✓	50.0	51.2	102.4
cal 5 mdq	5	✓	100.0	101.0	101.0
cal 6 mdq	6	✓	250.0	250.6	100.3
cal 7 mdqr	7	✓	500.0	490.3	98.1
cal 8 mdq	8	✓	1000.0	1017.4	101.7

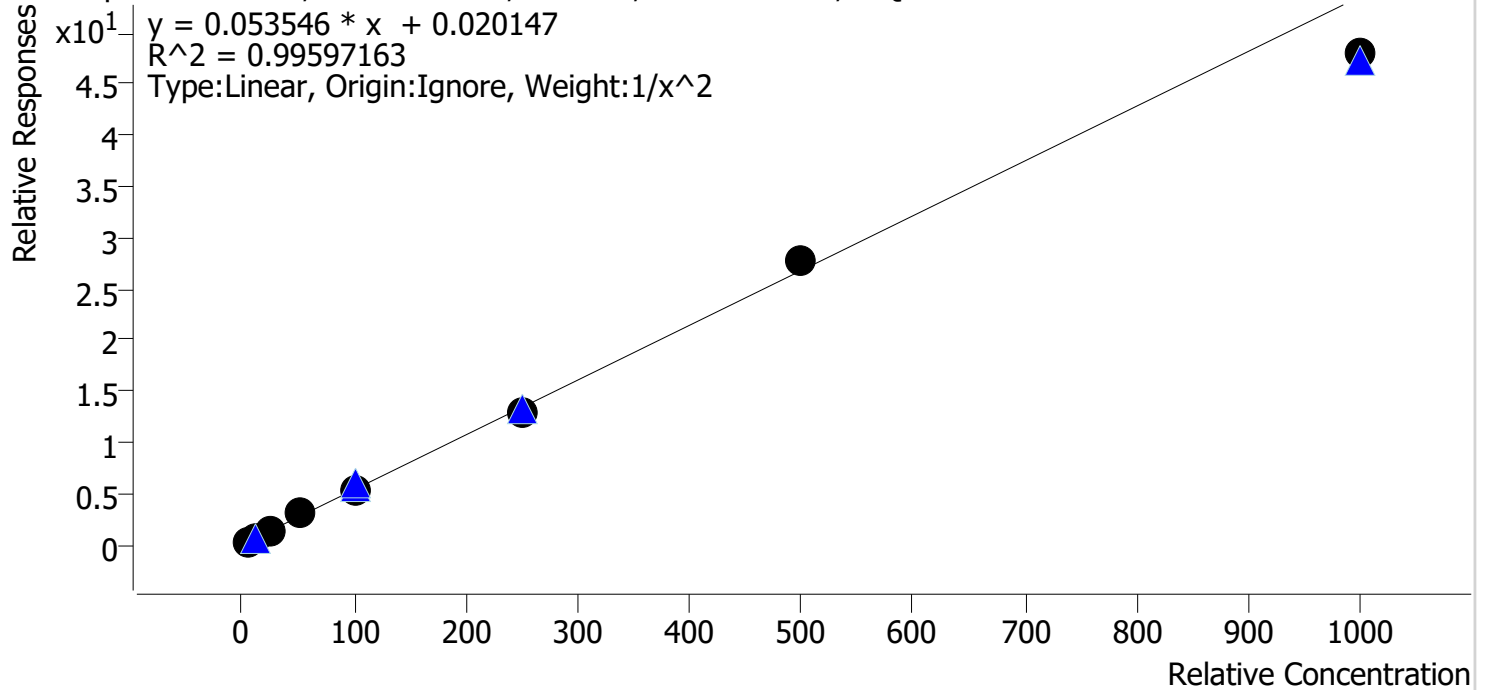
Compound Calibration Report

Byylee

Batch results D:\MassHunter\Data\2021\am 27-28\051321\QuantResults\mdq.batch.bin
Last Cal. Update 5/17/2021 11:31 AM
Analyst Name ISP\datastor
Analyte Clonazepam

Internal Standard Clonazepam-D4

Clonazepam - 8 Levels, 8 Levels Used, 8 Points, 8 Points Used, 5 QCs



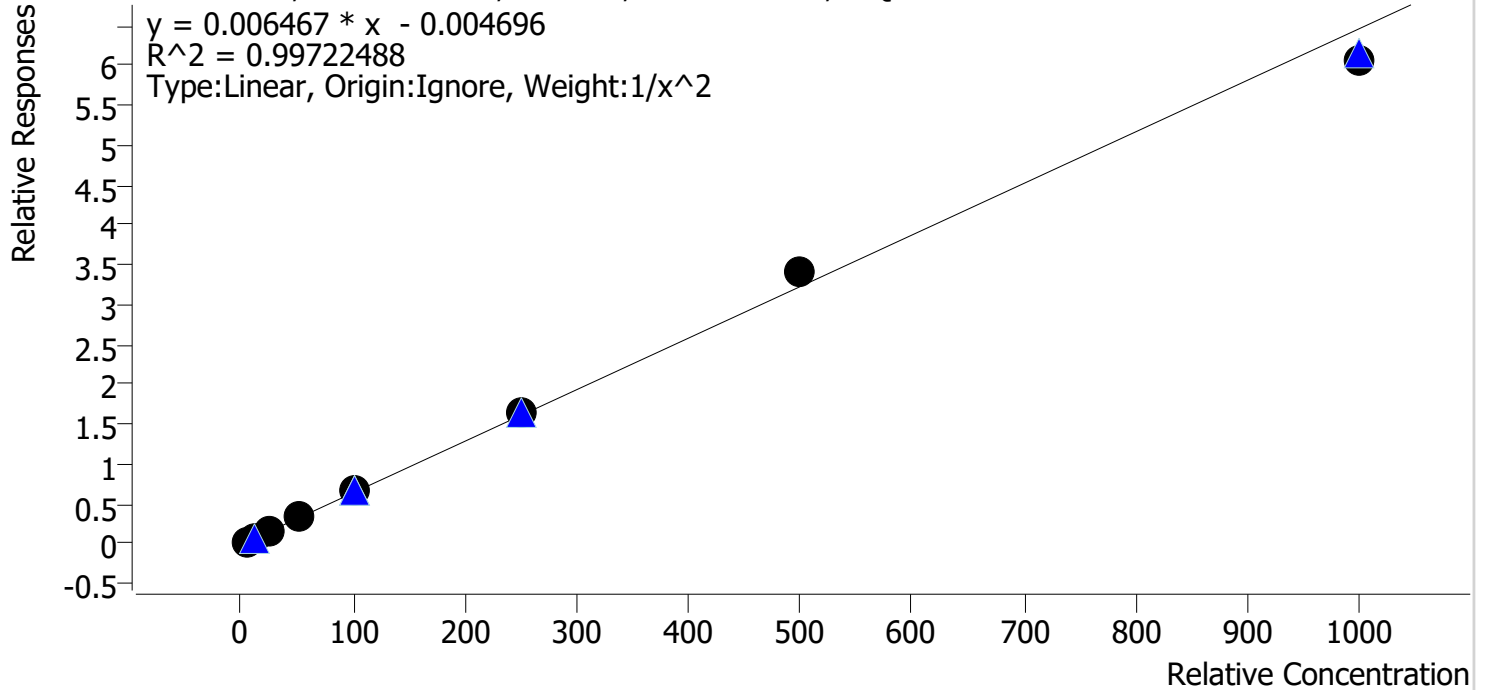
Sample	Level	Enabled	Expected Concentration	Final Concentration	Accuracy
cal 1 mdq	1	✓	5.0	5.0	99.0
cal 2 mdq	2	✓	10.0	10.0	99.8
cal 3 mdq	3	✓	25.0	25.2	100.9
cal 4 mdq	4	✓	50.0	54.6	109.2
cal 5 mdq	5	✓	100.0	101.2	101.2
cal 6 mdq	6	✓	250.0	243.1	97.2
cal 7 mdqr	7	✓	500.0	515.0	103.0
cal 8 mdq	8	✓	1000.0	896.0	89.6

Compound Calibration Report

Byylee

Batch results D:\MassHunter\Data\2021\am 27-28\051321\QuantResults\mdq.batch.bin
Last Cal. Update 5/17/2021 11:31 AM
Analyst Name ISP\datastor
Analyte Clonazolam **Internal Standard** Alprazolam-D5

Clonazolam - 8 Levels, 8 Levels Used, 8 Points, 8 Points Used, 5 QCs



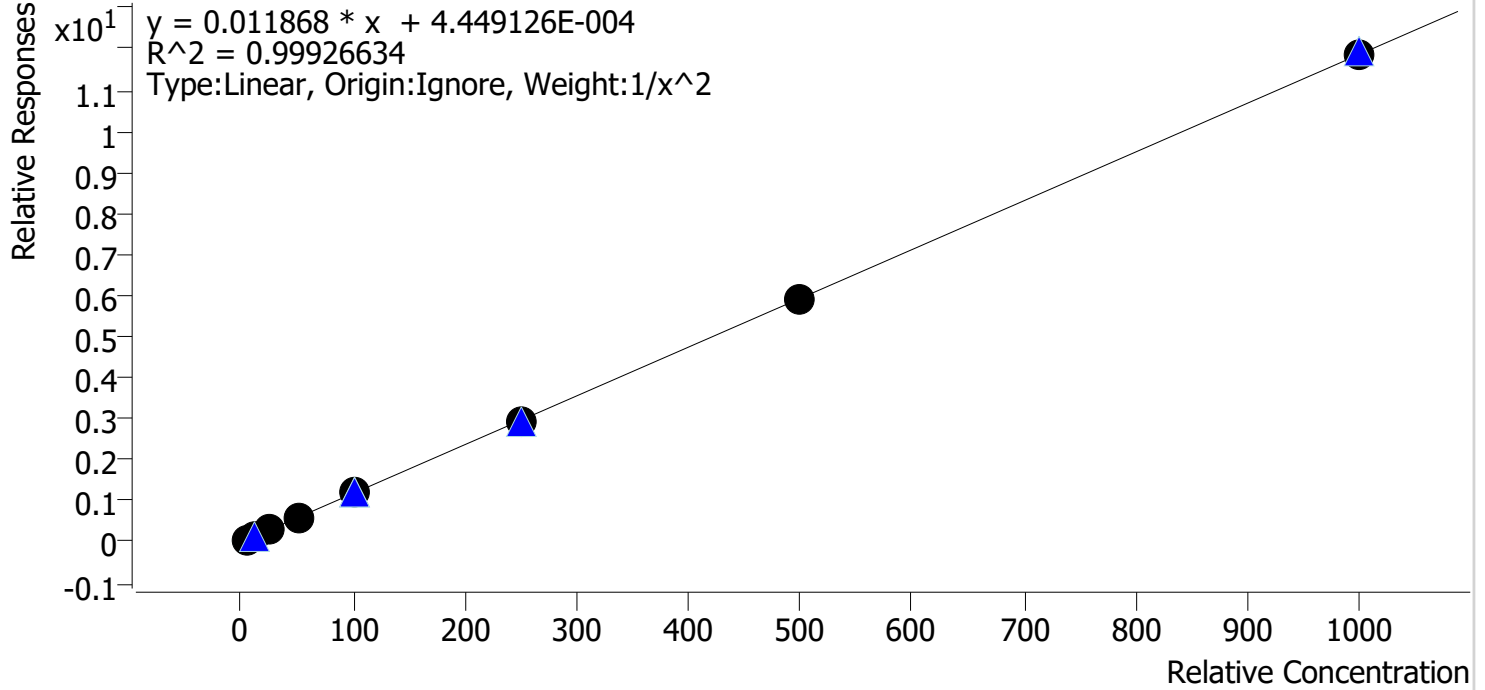
Sample	Level	Enabled	Expected Concentration	Final Concentration	Accuracy
cal 1 mdq	1	✓	5.0	5.1	102.5
cal 2 mdq	2	✓	10.0	9.7	96.9
cal 3 mdq	3	✓	25.0	23.4	93.5
cal 4 mdq	4	✓	50.0	50.9	101.8
cal 5 mdq	5	✓	100.0	102.8	102.8
cal 6 mdq	6	✓	250.0	255.7	102.3
cal 7 mdqr	7	✓	500.0	530.8	106.2
cal 8 mdq	8	✓	1000.0	941.0	94.1

Compound Calibration Report

Boyle

Batch results D:\MassHunter\Data\2021\am 27-28\051321\QuantResults\mdq.batch.bin
Last Cal. Update 5/17/2021 11:31 AM
Analyst Name ISP\datastor
Analyte Cocaine **Internal Standard** Cocaine-d3

Cocaine - 8 Levels, 8 Levels Used, 8 Points, 8 Points Used, 5 QCs



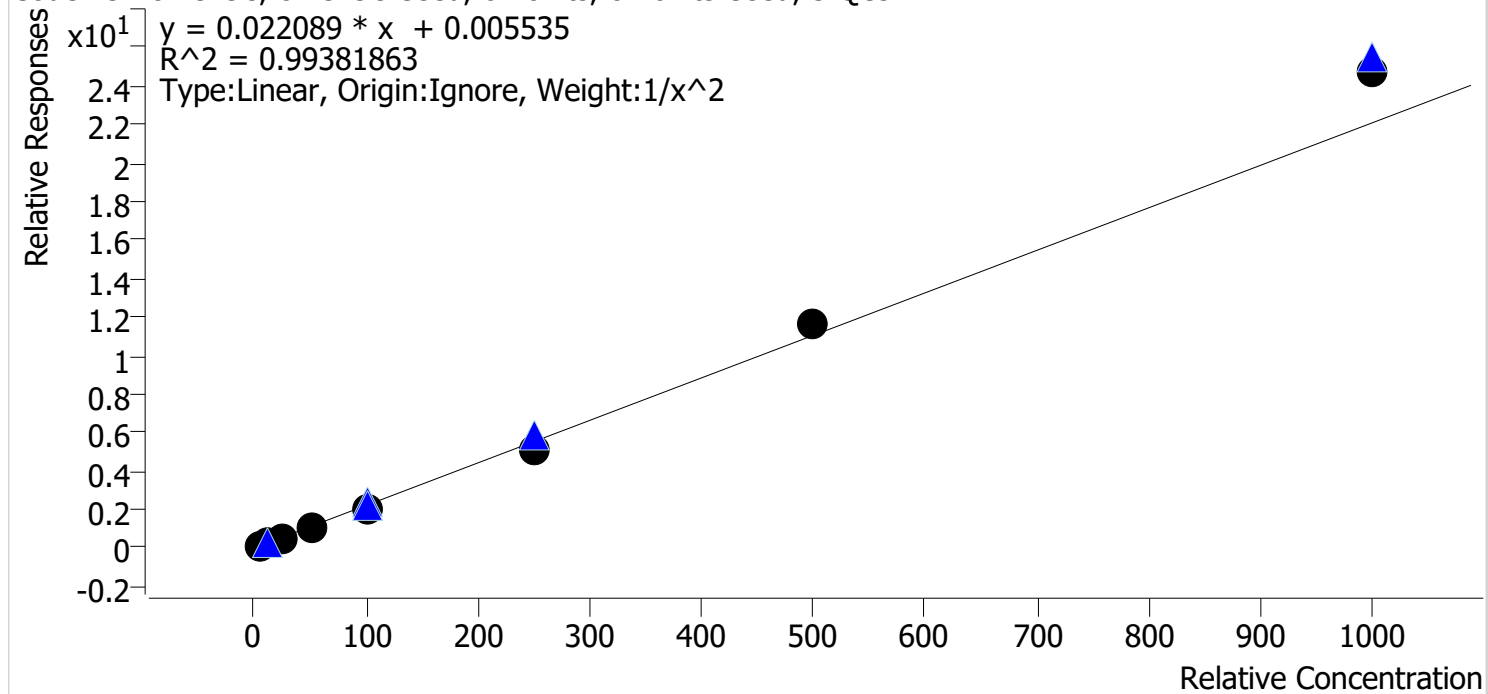
Sample	Level	Enabled	Expected Concentration	Final Concentration	Accuracy
cal 1 mdq	1	✓	5.0	5.0	100.6
cal 2 mdq	2	✓	10.0	9.9	98.9
cal 3 mdq	3	✓	25.0	24.4	97.5
cal 4 mdq	4	✓	50.0	52.6	105.2
cal 5 mdq	5	✓	100.0	100.3	100.3
cal 6 mdq	6	✓	250.0	245.2	98.1
cal 7 mdqr	7	✓	500.0	498.0	99.6
cal 8 mdq	8	✓	1000.0	998.8	99.9

Compound Calibration Report

Boyle

Batch results D:\MassHunter\Data\2021\am 27-28\051321\QuantResults\mdq.batch.bin
Last Cal. Update 5/17/2021 11:31 AM
Analyst Name ISP\datastor
Analyte Codeine **Internal Standard** Codeine-D6

Codeine - 8 Levels, 8 Levels Used, 8 Points, 8 Points Used, 5 QCs



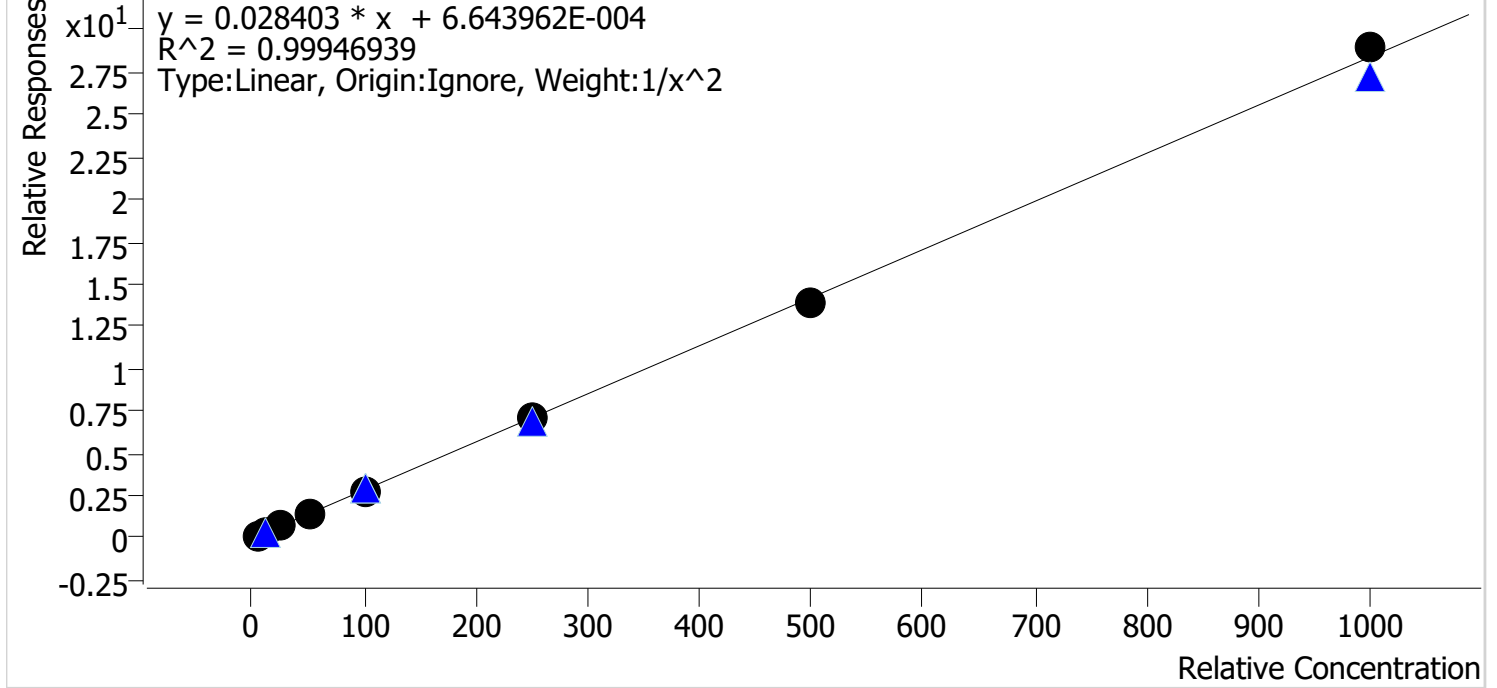
Sample	Level	Enabled	Expected Concentration	Final Concentration	Accuracy
cal 1 mdq	1	✓	5.0	5.1	102.5
cal 2 mdq	2	✓	10.0	9.8	97.7
cal 3 mdq	3	✓	25.0	23.4	93.5
cal 4 mdq	4	✓	50.0	50.9	101.7
cal 5 mdq	5	✓	100.0	95.1	95.1
cal 6 mdq	6	✓	250.0	229.1	91.6
cal 7 mdqr	7	✓	500.0	528.7	105.7
cal 8 mdq	8	✓	1000.0	1120.2	112.0

Compound Calibration Report

Byylee

Batch results D:\MassHunter\Data\2021\am 27-28\051321\QuantResults\mdq.batch.bin
Last Cal. Update 5/17/2021 11:31 AM
Analyst Name ISP\datastor
Analyte Cyclobenzaprine **Internal Standard** Cyclobenzaprine-D3

Cyclobenzaprine - 8 Levels, 8 Levels Used, 8 Points, 8 Points Used, 5 QCs



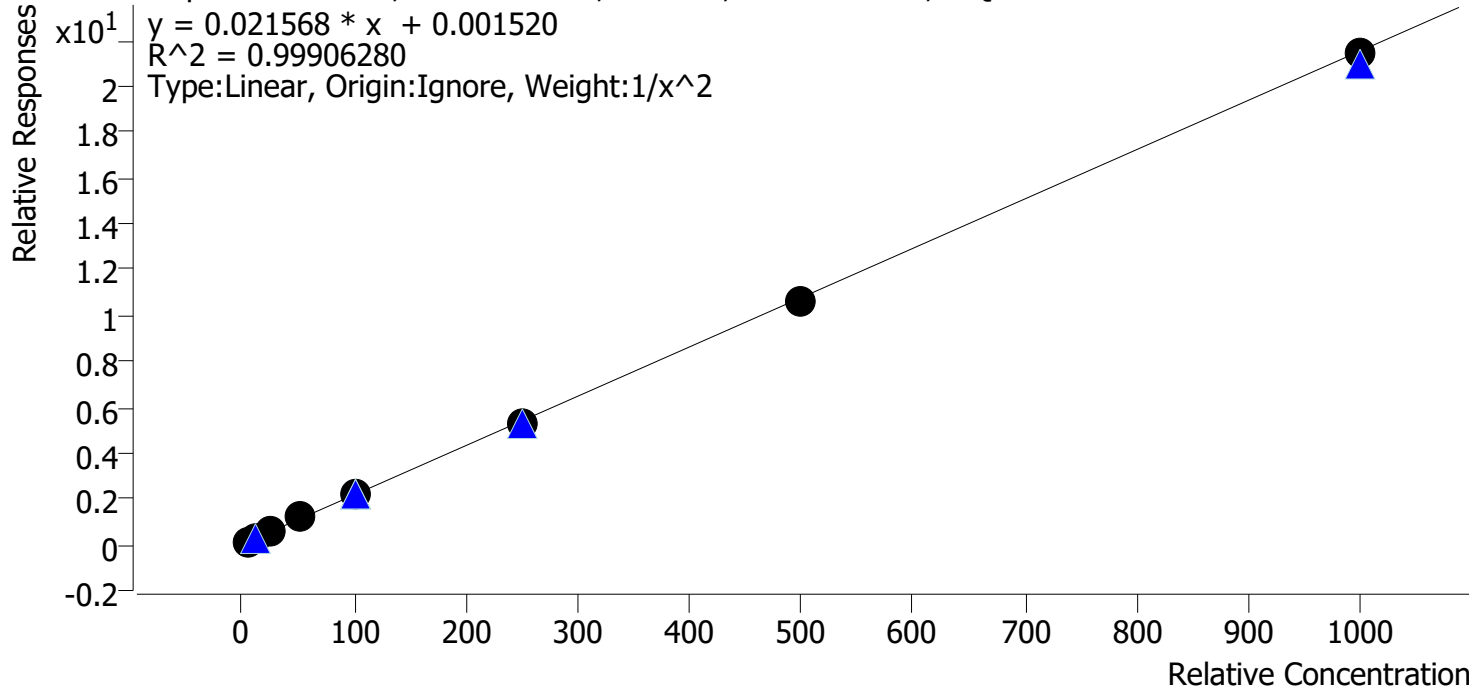
Sample	Level	Enabled	Expected Concentration	Final Concentration	Accuracy
cal 1 mdq	1	✓	5.0	5.0	100.5
cal 2 mdq	2	✓	10.0	10.0	99.6
cal 3 mdq	3	✓	25.0	24.3	97.3
cal 4 mdq	4	✓	50.0	51.8	103.6
cal 5 mdq	5	✓	100.0	98.9	98.9
cal 6 mdq	6	✓	250.0	249.1	99.7
cal 7 mdqr	7	✓	500.0	492.6	98.5
cal 8 mdq	8	✓	1000.0	1019.7	102.0

Compound Calibration Report

Boyle

Batch results D:\MassHunter\Data\2021\am 27-28\051321\QuantResults\mdq.batch.bin
Last Cal. Update 5/17/2021 11:31 AM
Analyst Name ISP\datastor
Analyte Dextromethorphan **Internal Standard** Dextromethorphan-D3

Dextromethorphan - 8 Levels, 8 Levels Used, 8 Points, 8 Points Used, 5 QCs



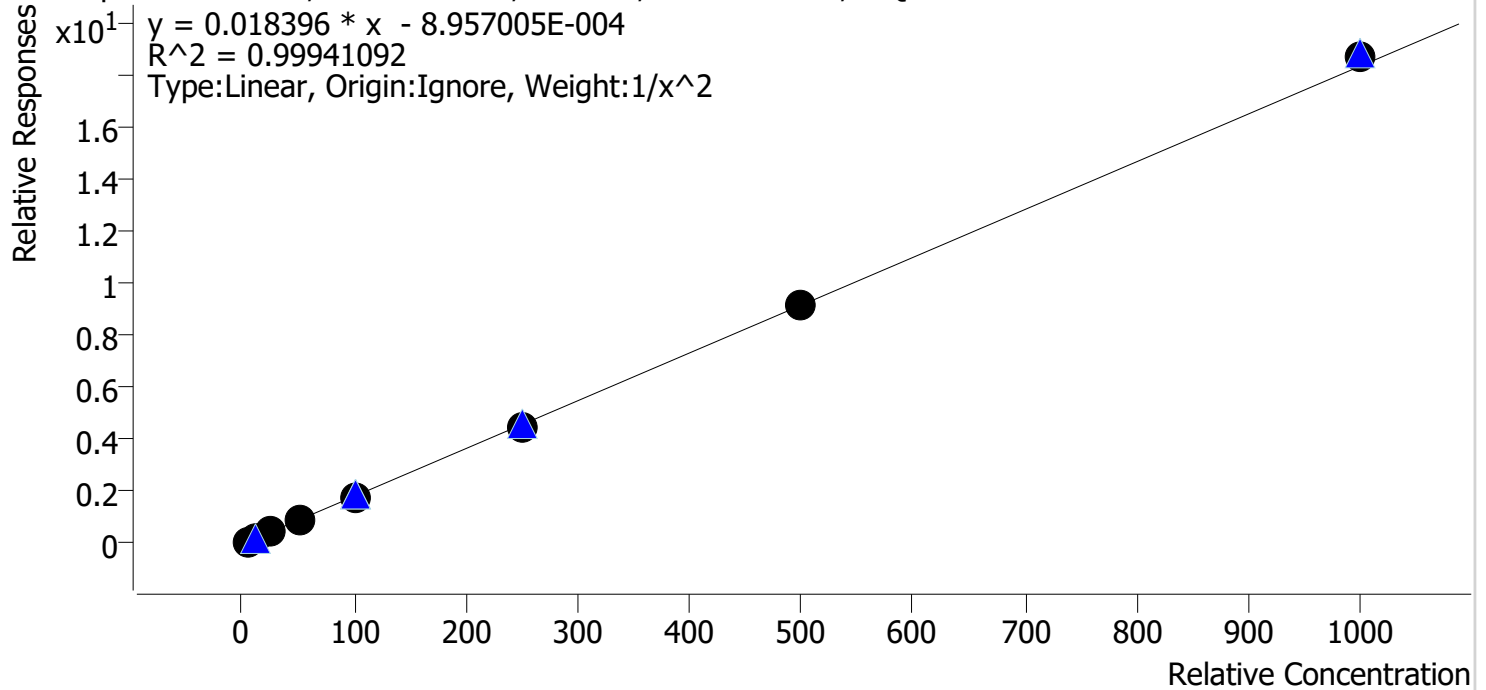
Sample	Level	Enabled	Expected Concentration	Final Concentration	Accuracy
cal 1 mdq	1	✓	5.0	5.0	100.4
cal 2 mdq	2	✓	10.0	9.9	99.2
cal 3 mdq	3	✓	25.0	24.3	97.1
cal 4 mdq	4	✓	50.0	53.0	105.9
cal 5 mdq	5	✓	100.0	100.8	100.8
cal 6 mdq	6	✓	250.0	246.6	98.7
cal 7 mdqr	7	✓	500.0	492.0	98.4
cal 8 mdq	8	✓	1000.0	994.7	99.5

Compound Calibration Report

Byylee

Batch results D:\MassHunter\Data\2021\am 27-28\051321\QuantResults\mdq.batch.bin
Last Cal. Update 5/17/2021 11:31 AM
Analyst Name ISP\datastor
Analyte Dextrorphan **Internal Standard** Dextrorphan-D3

Dextrorphan - 8 Levels, 8 Levels Used, 8 Points, 8 Points Used, 5 QCs

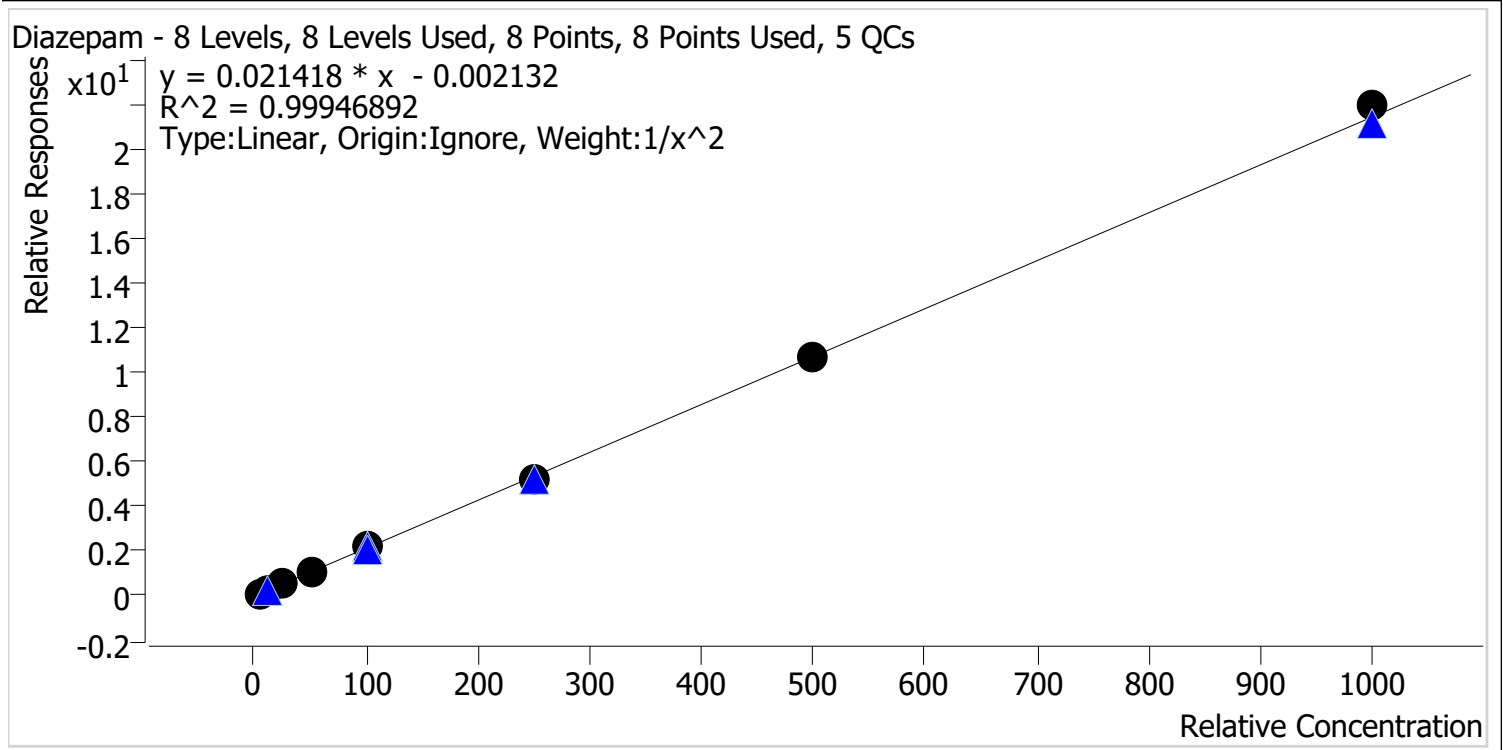


Sample	Level	Enabled	Expected Concentration	Final Concentration	Accuracy
cal 1 mdq	1	✓	5.0	5.1	101.1
cal 2 mdq	2	✓	10.0	9.8	98.5
cal 3 mdq	3	✓	25.0	24.2	96.7
cal 4 mdq	4	✓	50.0	51.6	103.1
cal 5 mdq	5	✓	100.0	99.4	99.4
cal 6 mdq	6	✓	250.0	247.1	98.8
cal 7 mdqr	7	✓	500.0	500.7	100.1
cal 8 mdq	8	✓	1000.0	1022.0	102.2

Compound Calibration Report

Byylee

Batch results D:\MassHunter\Data\2021\am 27-28\051321\QuantResults\mdq.batch.bin
Last Cal. Update 5/17/2021 11:31 AM
Analyst Name ISP\datastor
Analyte Diazepam **Internal Standard** Diazepam-D5



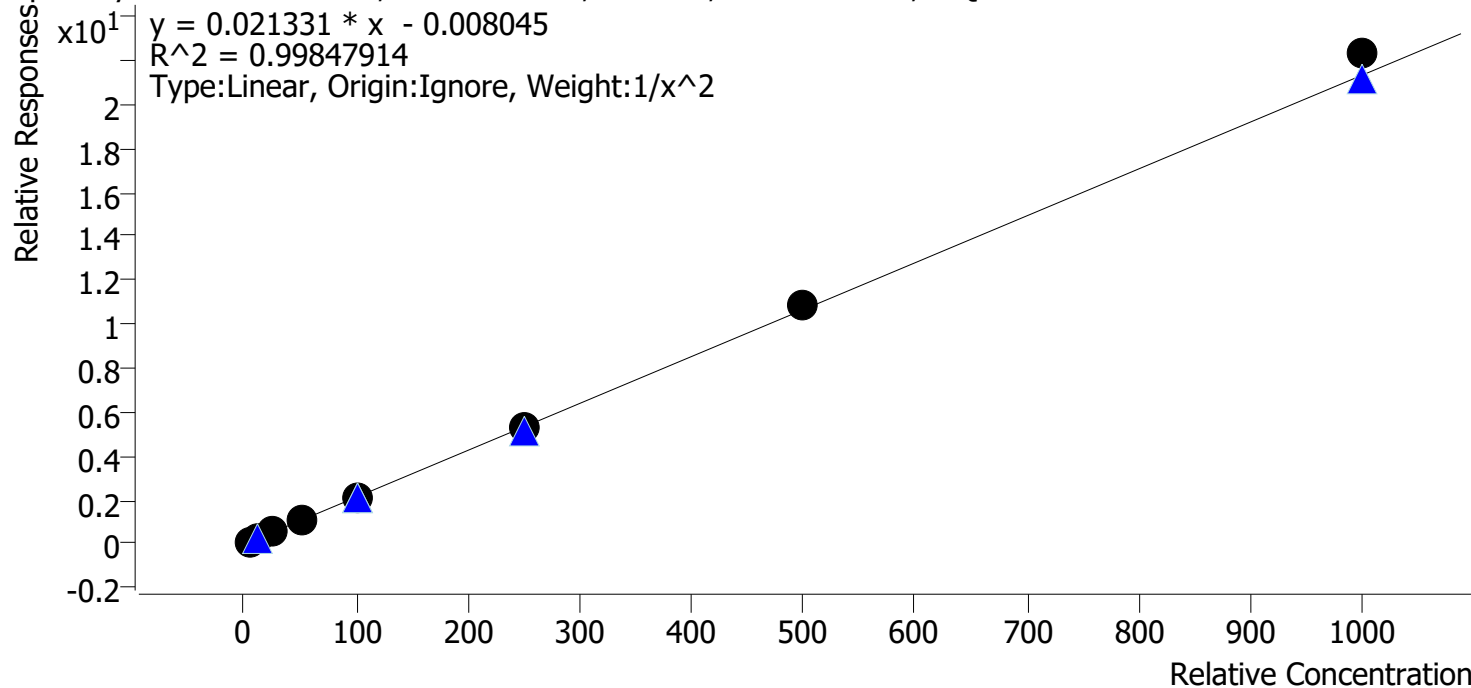
Sample	Level	Enabled	Expected Concentration	Final Concentration	Accuracy
cal 1 mdq	1	✓	5.0	5.0	100.1
cal 2 mdq	2	✓	10.0	10.0	100.3
cal 3 mdq	3	✓	25.0	24.4	97.6
cal 4 mdq	4	✓	50.0	51.2	102.4
cal 5 mdq	5	✓	100.0	101.1	101.1
cal 6 mdq	6	✓	250.0	242.7	97.1
cal 7 mdqr	7	✓	500.0	495.3	99.1
cal 8 mdq	8	✓	1000.0	1023.8	102.4

Compound Calibration Report

Byylee

Batch results D:\MassHunter\Data\2021\am 27-28\051321\QuantResults\mdq.batch.bin
Last Cal. Update 5/17/2021 11:31 AM
Analyst Name ISP\datastor
Analyte Diphenhydramine **Internal Standard** Diphenhydramine-D3

Diphenhydramine - 8 Levels, 8 Levels Used, 8 Points, 8 Points Used, 5 QCs



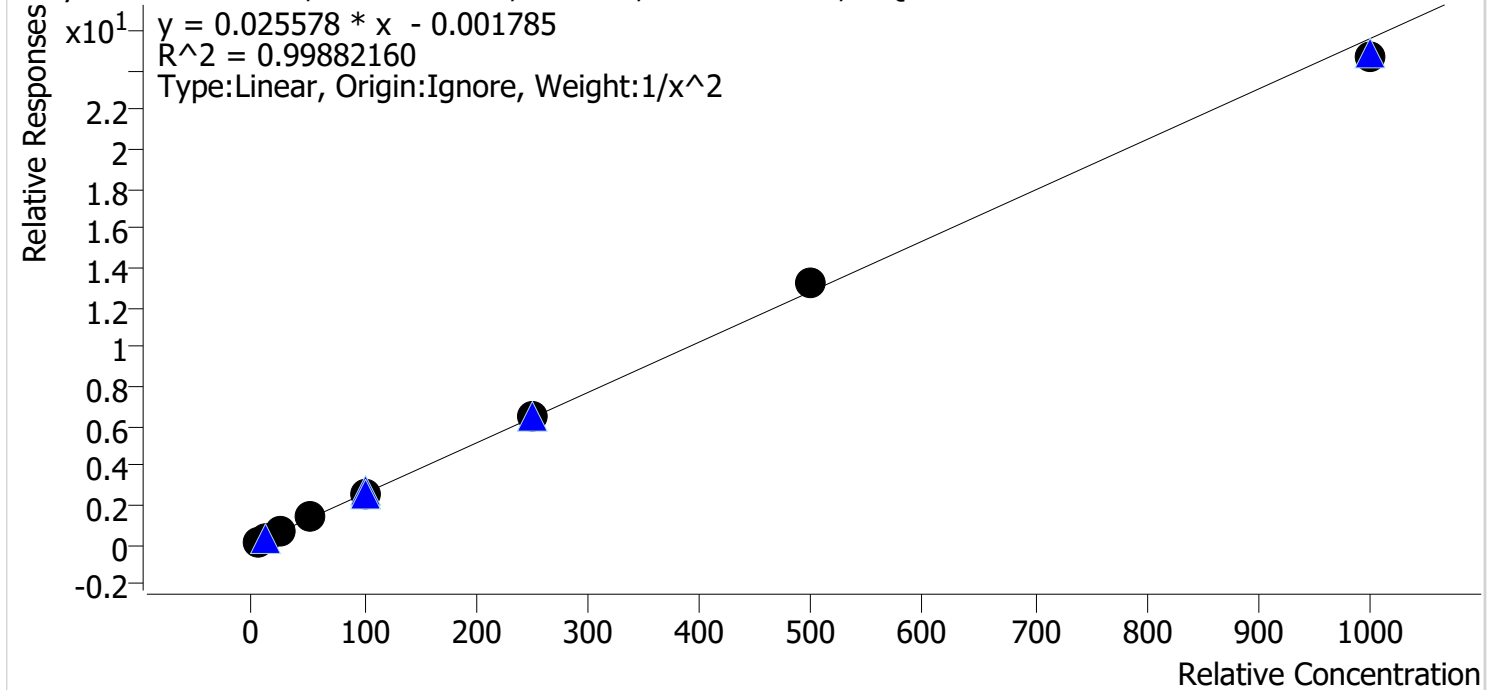
Sample	Level	Enabled	Expected Concentration	Final Concentration	Accuracy
cal 1 mdq	1	✓	5.0	5.1	102.5
cal 2 mdq	2	✓	10.0	9.7	96.7
cal 3 mdq	3	✓	25.0	23.7	94.6
cal 4 mdq	4	✓	50.0	51.3	102.6
cal 5 mdq	5	✓	100.0	98.9	98.9
cal 6 mdq	6	✓	250.0	245.9	98.4
cal 7 mdqr	7	✓	500.0	508.2	101.6
cal 8 mdq	8	✓	1000.0	1046.0	104.6

Compound Calibration Report

Boyle

Batch results D:\MassHunter\Data\2021\am 27-28\051321\QuantResults\mdq.batch.bin
Last Cal. Update 5/17/2021 11:31 AM
Analyst Name ISP\datastor
Analyte Doxylamine **Internal Standard** Doxylamine-D5

Doxylamine - 8 Levels, 8 Levels Used, 8 Points, 8 Points Used, 5 QCs



Sample	Level	Enabled	Expected Concentration	Final Concentration	Accuracy
cal 1 mdq	1	✓	5.0	5.1	101.1
cal 2 mdq	2	✓	10.0	9.9	98.9
cal 3 mdq	3	✓	25.0	23.8	95.2
cal 4 mdq	4	✓	50.0	51.9	103.7
cal 5 mdq	5	✓	100.0	100.3	100.3
cal 6 mdq	6	✓	250.0	253.8	101.5
cal 7 mdqr	7	✓	500.0	514.1	102.8
cal 8 mdq	8	✓	1000.0	965.1	96.5

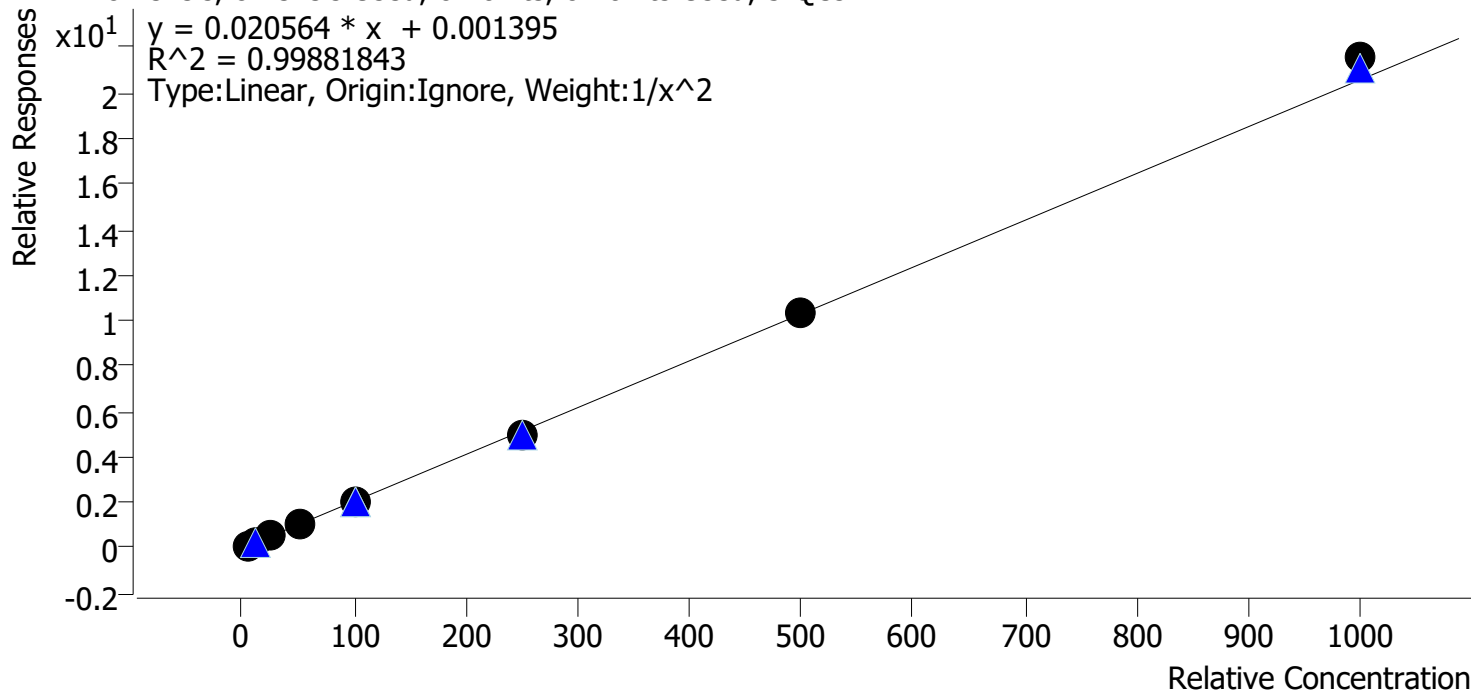
Compound Calibration Report

Boyle

Batch results D:\MassHunter\Data\2021\am 27-28\051321\QuantResults\mdq.batch.bin
Last Cal. Update 5/17/2021 11:31 AM
Analyst Name ISP\datastor
Analyte EDDP

Internal Standard EDDP-D3

EDDP - 8 Levels, 8 Levels Used, 8 Points, 8 Points Used, 5 QCs



Sample	Level	Enabled	Expected Concentration	Final Concentration	Accuracy
cal 1 mdq	1	✓	5.0	5.1	101.3
cal 2 mdq	2	✓	10.0	9.9	98.7
cal 3 mdq	3	✓	25.0	23.9	95.7
cal 4 mdq	4	✓	50.0	51.5	102.9
cal 5 mdq	5	✓	100.0	98.8	98.8
cal 6 mdq	6	✓	250.0	243.2	97.3
cal 7 mdqr	7	✓	500.0	502.5	100.5
cal 8 mdq	8	✓	1000.0	1047.6	104.8

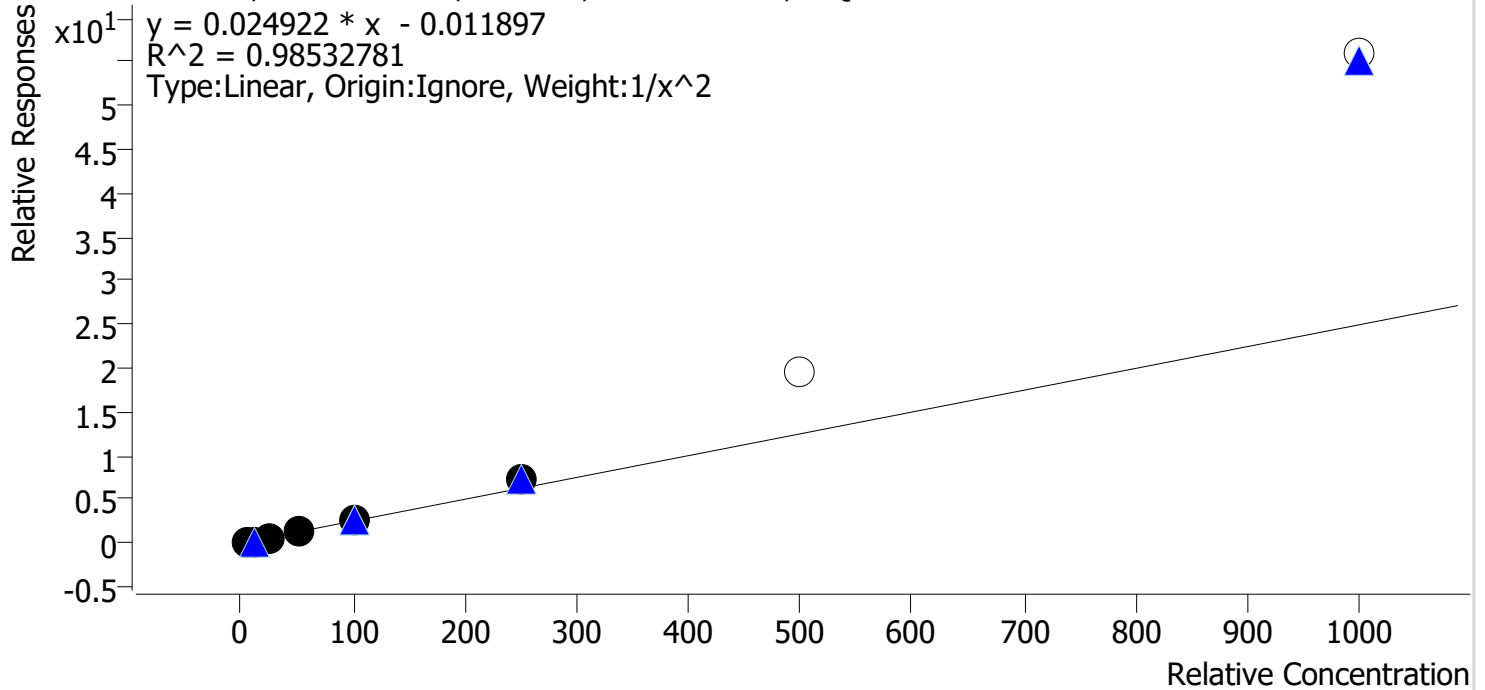
Compound Calibration Report

Byylee

Batch results D:\MassHunter\Data\2021\am 27-28\051321\QuantResults\mdq.batch.bin
Last Cal. Update 5/17/2021 11:31 AM
Analyst Name ISP\datastor
Analyte Etizolam

Internal Standard 7-Aminoclonazepam-D4

Etizolam - 8 Levels, 6 Levels Used, 8 Points, 6 Points Used, 5 QCs



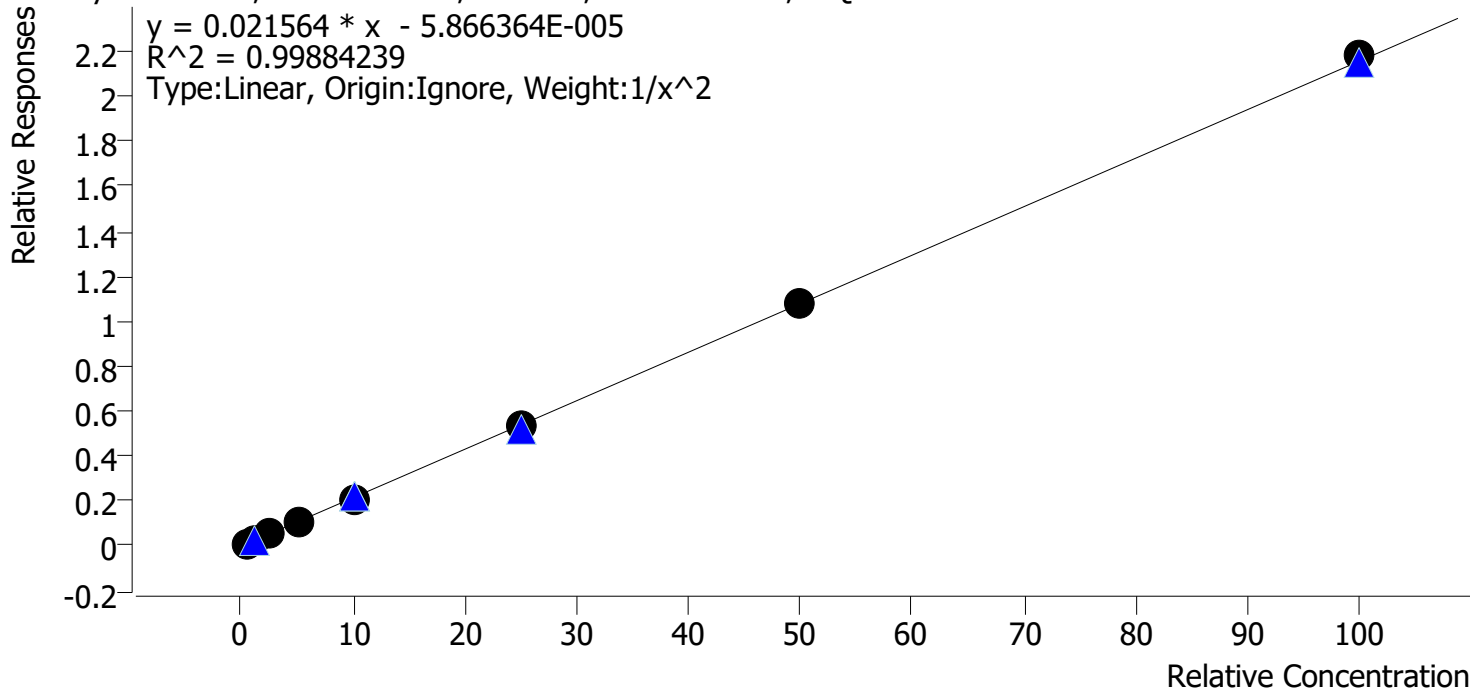
Sample	Level	Enabled	Expected Concentration	Final Concentration	Accuracy
cal 1 mdq	1	✓	5.0	5.3	105.8
cal 2 mdq	2	✓	10.0	9.4	93.5
cal 3 mdq	3	✓	25.0	21.8	87.3
cal 4 mdq	4	✓	50.0	48.1	96.3
cal 5 mdq	5	✓	100.0	101.7	101.7
cal 6 mdq	6	✓	250.0	288.7	115.5
cal 7 mdqr	7	✗	500.0	787.2	157.4
cal 8 mdq	8	✗	1000.0	2243.8	224.4

Compound Calibration Report

Byylee

Batch results D:\MassHunter\Data\2021\am 27-28\051321\QuantResults\mdq.batch.bin
Last Cal. Update 5/17/2021 11:31 AM
Analyst Name ISP\datastor
Analyte Fentanyl **Internal Standard** Fentanyl-D5

Fentanyl - 8 Levels, 8 Levels Used, 8 Points, 8 Points Used, 5 QCs



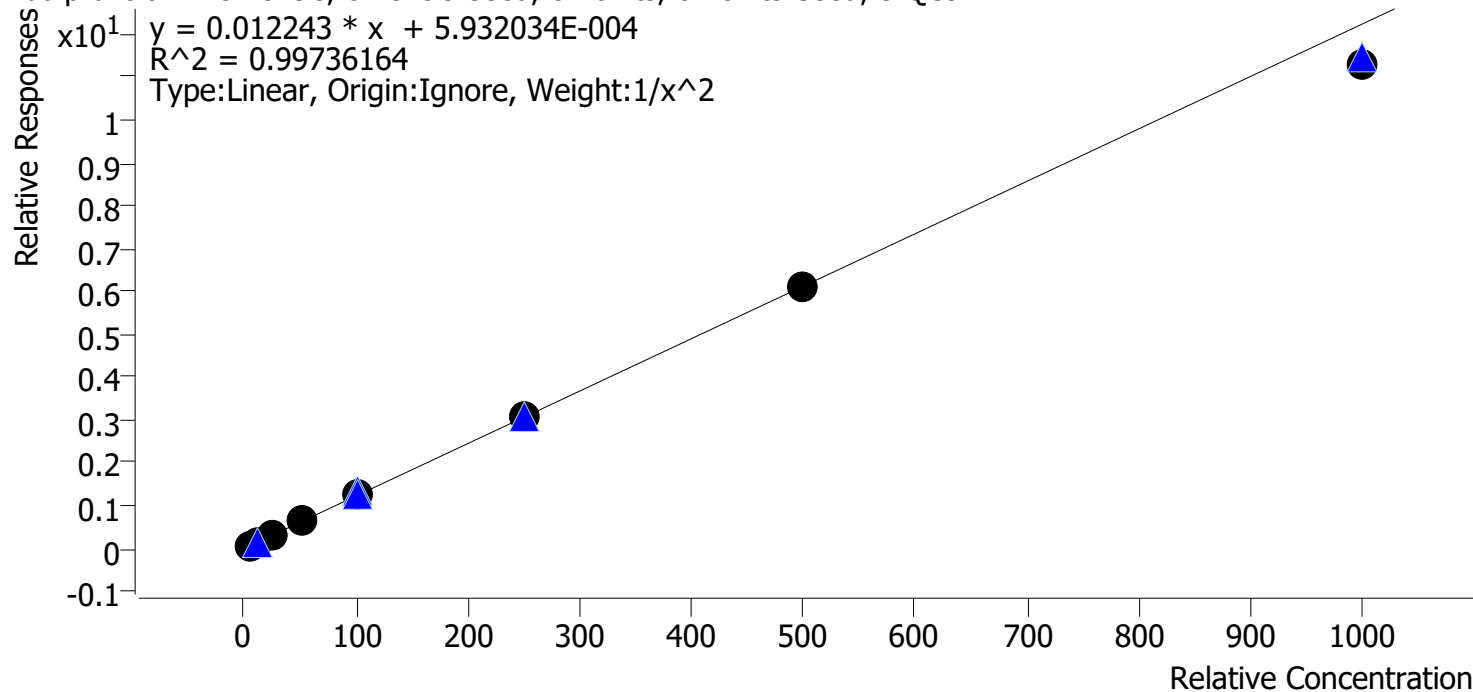
Sample	Level	Enabled	Expected Concentration	Final Concentration	Accuracy
cal 1 mdq	1	✓	0.5	0.5	102.0
cal 2 mdq	2	✓	1.0	1.0	96.9
cal 3 mdq	3	✓	2.5	2.4	95.5
cal 4 mdq	4	✓	5.0	5.3	105.0
cal 5 mdq	5	✓	10.0	9.9	99.1
cal 6 mdq	6	✓	25.0	25.0	100.0
cal 7 mdqr	7	✓	50.0	50.2	100.3
cal 8 mdq	8	✓	100.0	101.2	101.2

Compound Calibration Report

Byylee

Batch results D:\MassHunter\Data\2021\am 27-28\051321\QuantResults\mdq.batch.bin
Last Cal. Update 5/17/2021 11:31 AM
Analyst Name ISP\datastor
Analyte Flualprazolam **Internal Standard** Alprazolam-D5

Flualprazolam - 8 Levels, 8 Levels Used, 8 Points, 8 Points Used, 5 QCs



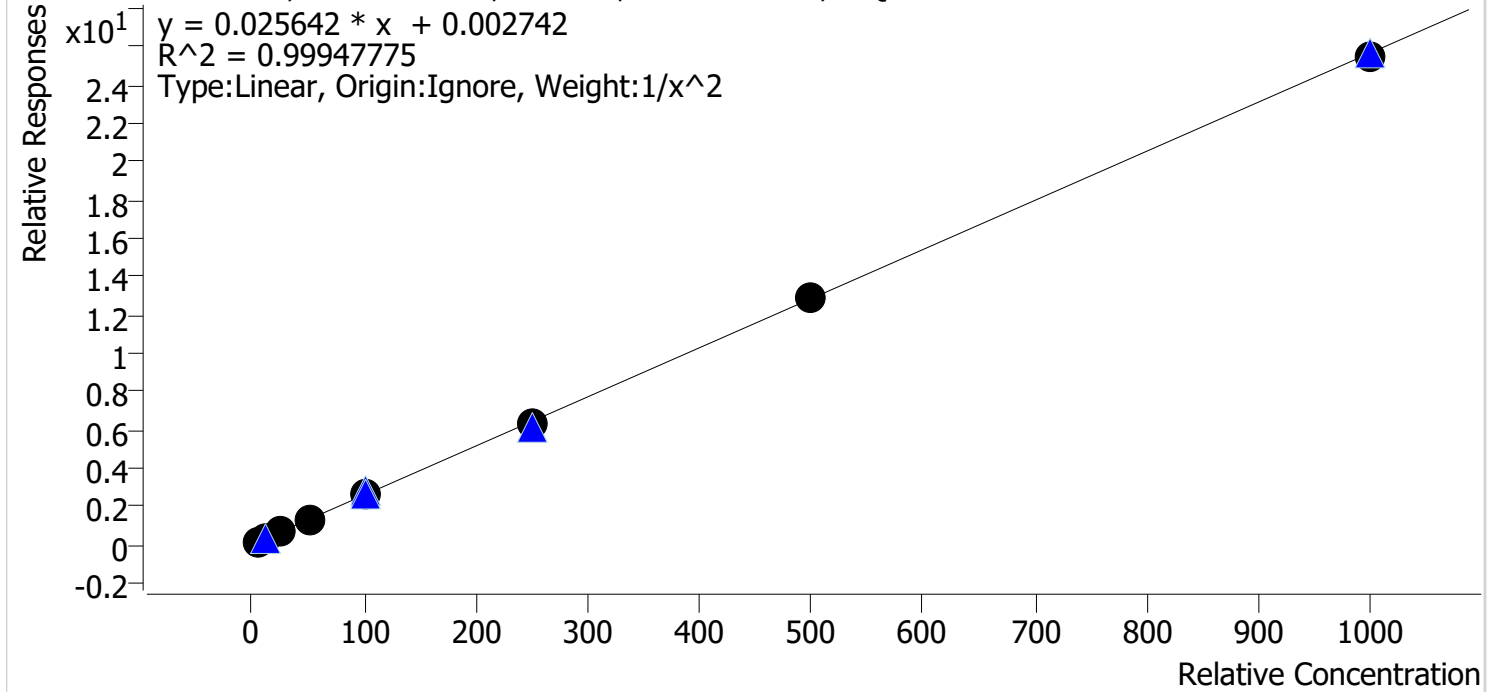
Sample	Level	Enabled	Expected Concentration	Final Concentration	Accuracy
cal 1 mdq	1	✓	5.0	5.0	100.0
cal 2 mdq	2	✓	10.0	10.0	100.2
cal 3 mdq	3	✓	25.0	23.9	95.5
cal 4 mdq	4	✓	50.0	53.0	105.9
cal 5 mdq	5	✓	100.0	104.9	104.9
cal 6 mdq	6	✓	250.0	254.4	101.8
cal 7 mdqr	7	✓	500.0	495.8	99.2
cal 8 mdq	8	✓	1000.0	925.7	92.6

Compound Calibration Report

Boyle

Batch results D:\MassHunter\Data\2021\am 27-28\051321\QuantResults\mdq.batch.bin
Last Cal. Update 5/17/2021 11:31 AM
Analyst Name ISP\datastor
Analyte Fluoxetine **Internal Standard** Fluoxetine-D6

Fluoxetine - 8 Levels, 8 Levels Used, 8 Points, 8 Points Used, 5 QCs



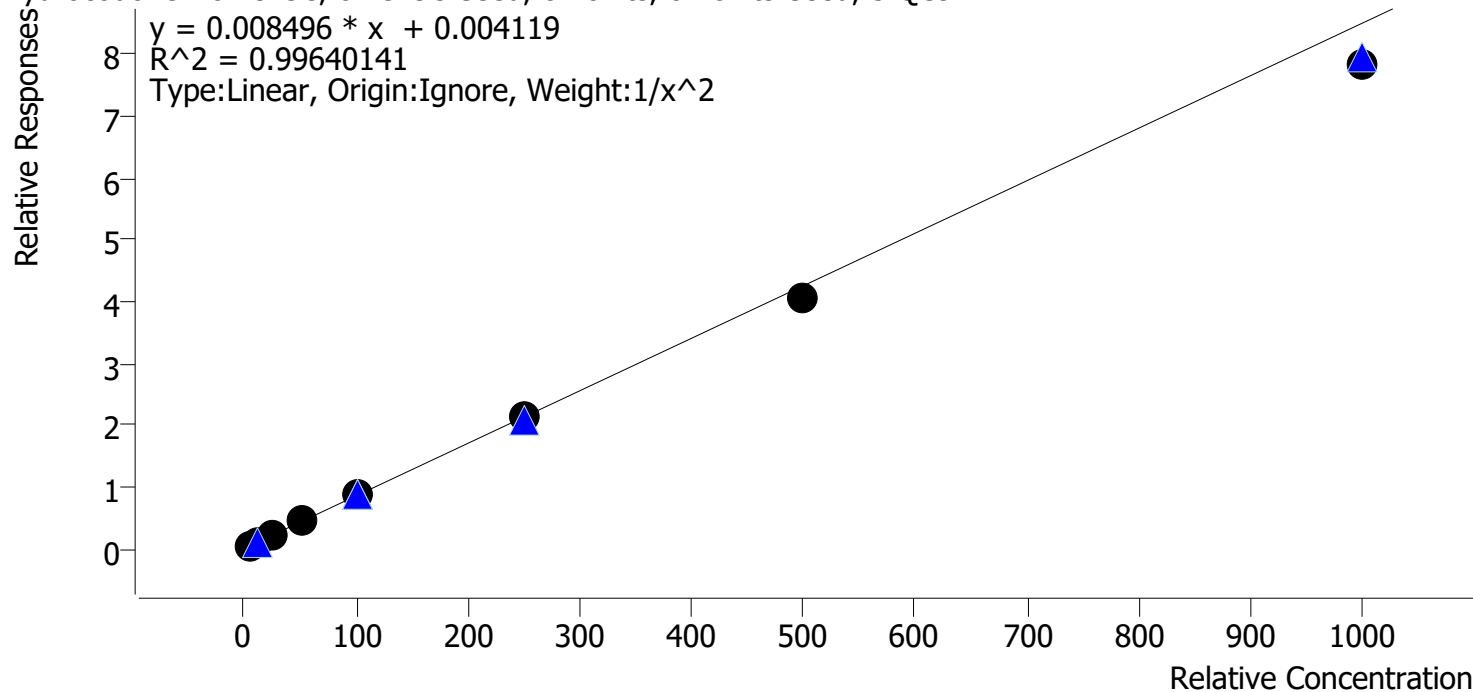
Sample	Level	Enabled	Expected Concentration	Final Concentration	Accuracy
cal 1 mdq	1	✓	5.0	5.0	100.5
cal 2 mdq	2	✓	10.0	9.8	98.4
cal 3 mdq	3	✓	25.0	24.9	99.7
cal 4 mdq	4	✓	50.0	52.3	104.6
cal 5 mdq	5	✓	100.0	99.6	99.6
cal 6 mdq	6	✓	250.0	245.9	98.3
cal 7 mdqr	7	✓	500.0	498.4	99.7
cal 8 mdq	8	✓	1000.0	992.2	99.2

Compound Calibration Report

Byylee

Batch results D:\MassHunter\Data\2021\am 27-28\051321\QuantResults\mdq.batch.bin
Last Cal. Update 5/17/2021 11:31 AM
Analyst Name ISP\datastor
Analyte Hydrocodone **Internal Standard** Hydrocodone-D6

Hydrocodone - 8 Levels, 8 Levels Used, 8 Points, 8 Points Used, 5 QCs



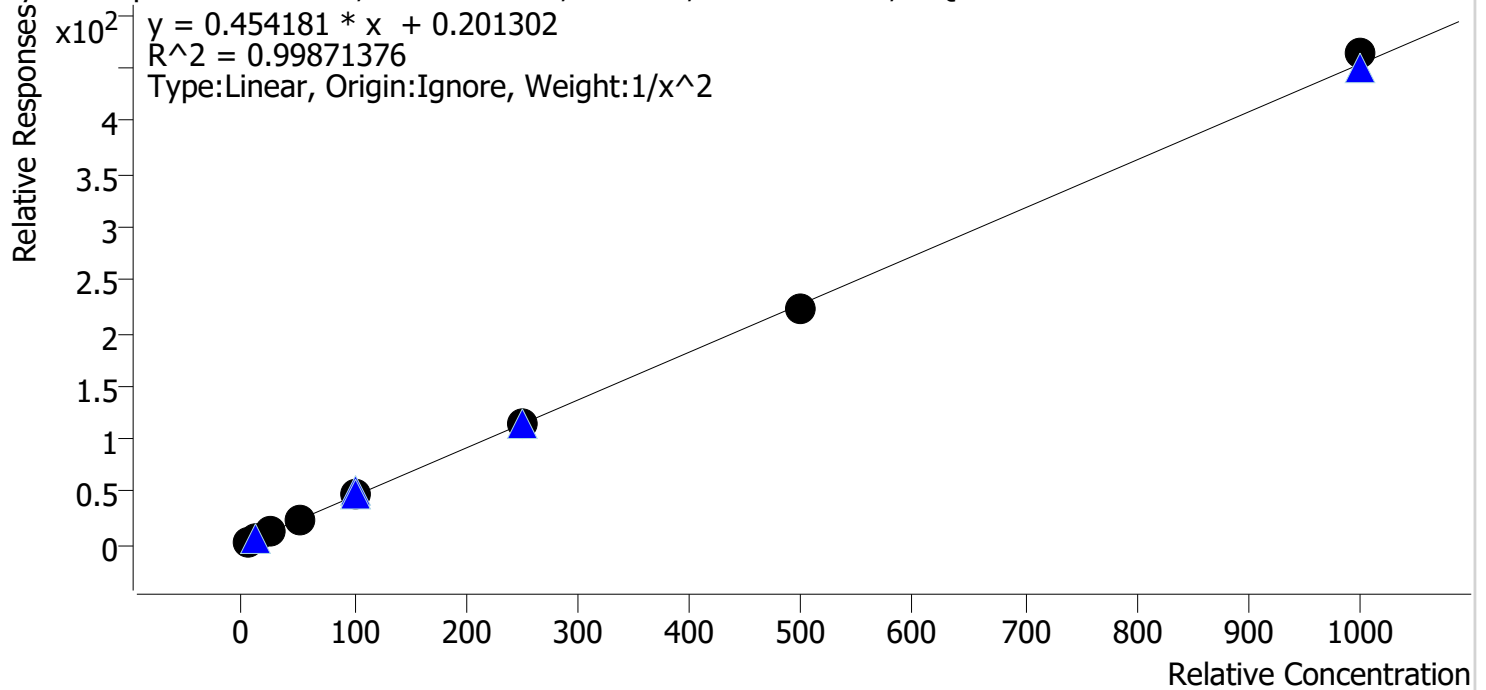
Sample	Level	Enabled	Expected Concentration	Final Concentration	Accuracy
cal 1 mdq	1	✓	5.0	5.0	99.2
cal 2 mdq	2	✓	10.0	9.9	98.5
cal 3 mdq	3	✓	25.0	25.7	102.7
cal 4 mdq	4	✓	50.0	54.7	109.4
cal 5 mdq	5	✓	100.0	102.8	102.8
cal 6 mdq	6	✓	250.0	249.0	99.6
cal 7 mdqr	7	✓	500.0	478.7	95.7
cal 8 mdq	8	✓	1000.0	919.6	92.0

Compound Calibration Report

Byylee

Batch results D:\MassHunter\Data\2021\am 27-28\051321\QuantResults\mdq.batch.bin
Last Cal. Update 5/17/2021 11:31 AM
Analyst Name ISP\datastor
Analyte Hydromorphone **Internal Standard** Morphine-D6

Hydromorphone - 8 Levels, 8 Levels Used, 8 Points, 8 Points Used, 5 QCs

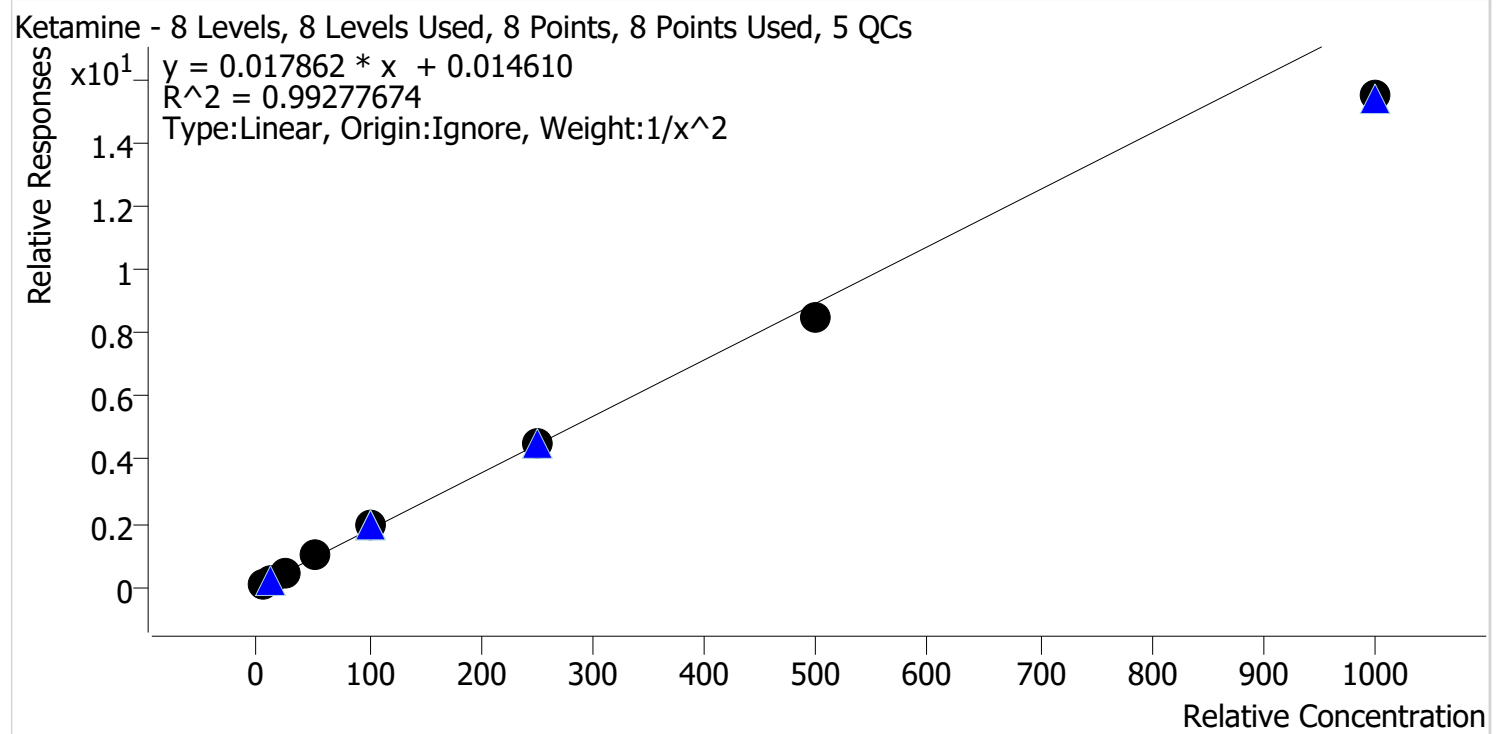


Sample	Level	Enabled	Expected Concentration	Final Concentration	Accuracy
cal 1 mdq	1	✓	5.0	4.9	98.5
cal 2 mdq	2	✓	10.0	10.5	104.7
cal 3 mdq	3	✓	25.0	23.7	94.7
cal 4 mdq	4	✓	50.0	50.6	101.1
cal 5 mdq	5	✓	100.0	101.9	101.9
cal 6 mdq	6	✓	250.0	248.4	99.4
cal 7 mdqr	7	✓	500.0	487.3	97.5
cal 8 mdq	8	✓	1000.0	1021.7	102.2

Compound Calibration Report

Byylee

Batch results D:\MassHunter\Data\2021\am 27-28\051321\QuantResults\mdq.batch.bin
Last Cal. Update 5/17/2021 11:31 AM
Analyst Name ISP\datastor
Analyte Ketamine **Internal Standard** Ketamine-D4



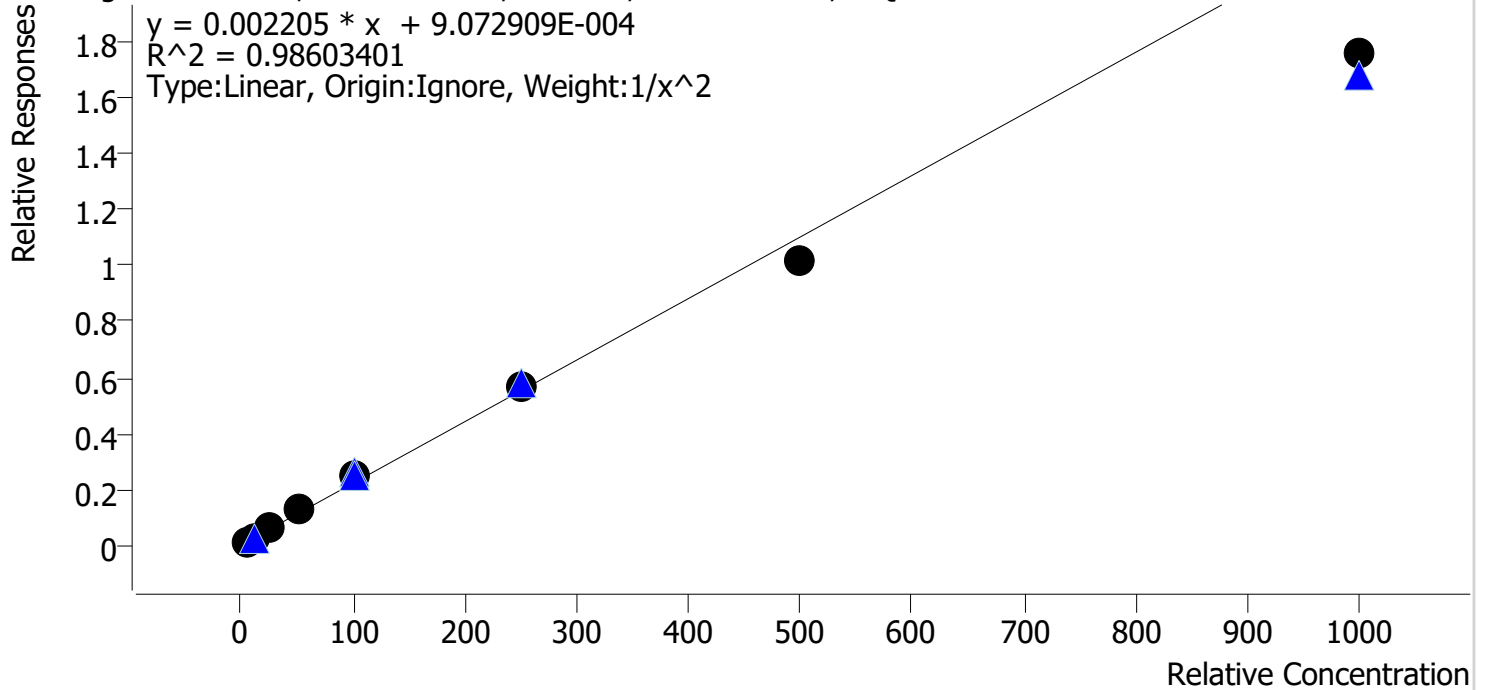
Sample	Level	Enabled	Expected Concentration	Final Concentration	Accuracy
cal 1 mdq	1	✓	5.0	4.8	96.9
cal 2 mdq	2	✓	10.0	10.2	102.5
cal 3 mdq	3	✓	25.0	25.7	102.7
cal 4 mdq	4	✓	50.0	55.7	111.4
cal 5 mdq	5	✓	100.0	105.2	105.2
cal 6 mdq	6	✓	250.0	249.6	99.8
cal 7 mdqr	7	✓	500.0	474.5	94.9
cal 8 mdq	8	✓	1000.0	866.1	86.6

Compound Calibration Report

Byylee

Batch results D:\MassHunter\Data\2021\am 27-28\051321\QuantResults\mdq.batch.bin
Last Cal. Update 5/17/2021 11:31 AM
Analyst Name ISP\datastor
Analyte Lamotrigine **Internal Standard** MDA-D5

Lamotrigine - 8 Levels, 8 Levels Used, 8 Points, 8 Points Used, 5 QCs



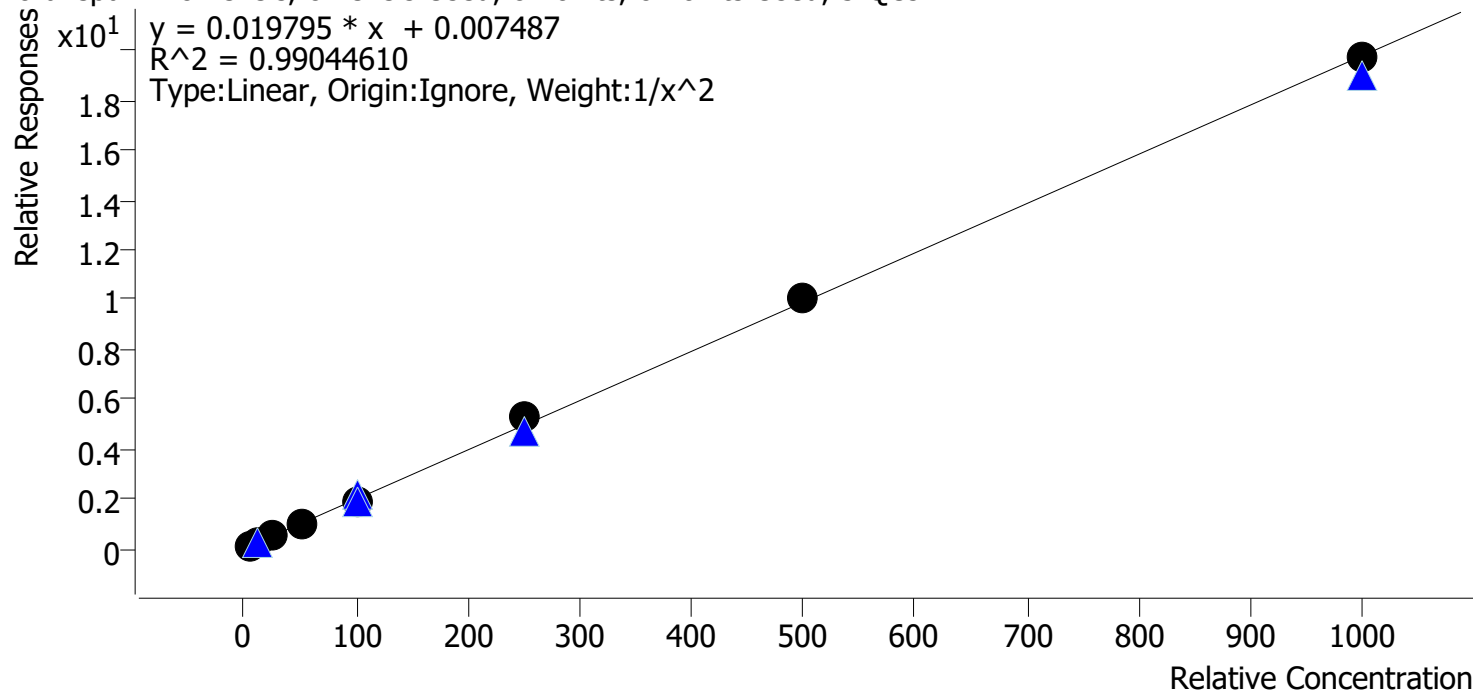
Sample	Level	Enabled	Expected Concentration	Final Concentration	Accuracy
cal 1 mdq	1	✓	5.0	4.8	96.4
cal 2 mdq	2	✓	10.0	10.3	102.9
cal 3 mdq	3	✓	25.0	25.8	103.1
cal 4 mdq	4	✓	50.0	55.1	110.1
cal 5 mdq	5	✓	100.0	111.9	111.9
cal 6 mdq	6	✓	250.0	257.5	103.0
cal 7 mdqr	7	✓	500.0	463.4	92.7
cal 8 mdq	8	✓	1000.0	797.9	79.8

Compound Calibration Report

Byylee

Batch results D:\MassHunter\Data\2021\am 27-28\051321\QuantResults\mdq.batch.bin
Last Cal. Update 5/17/2021 11:31 AM
Analyst Name ISP\datastor
Analyte Lorazepam **Internal Standard** Oxazepam-D5

Lorazepam - 8 Levels, 8 Levels Used, 8 Points, 8 Points Used, 5 QCs



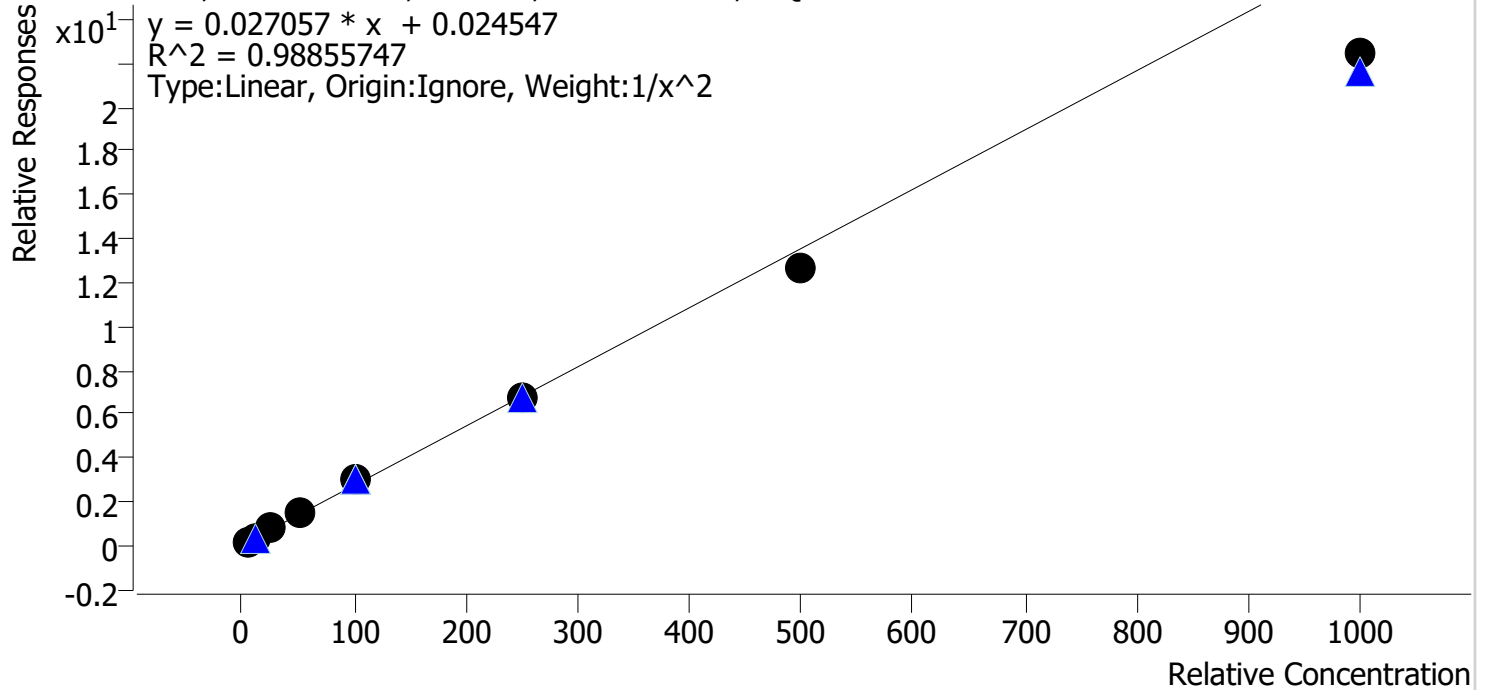
Sample	Level	Enabled	Expected Concentration	Final Concentration	Accuracy
cal 1 mdq	1	✓	5.0	5.4	108.4
cal 2 mdq	2	✓	10.0	8.1	81.3
cal 3 mdq	3	✓	25.0	26.3	105.1
cal 4 mdq	4	✓	50.0	49.3	98.7
cal 5 mdq	5	✓	100.0	97.9	97.9
cal 6 mdq	6	✓	250.0	267.9	107.2
cal 7 mdqr	7	✓	500.0	509.2	101.8
cal 8 mdq	8	✓	1000.0	996.4	99.6

Compound Calibration Report

Byylee

Batch results D:\MassHunter\Data\2021\am 27-28\051321\QuantResults\mdq.batch.bin
Last Cal. Update 5/17/2021 11:31 AM
Analyst Name ISP\datastor
Analyte MDA **Internal Standard** MDA-D5

MDA - 8 Levels, 8 Levels Used, 8 Points, 8 Points Used, 5 QCs



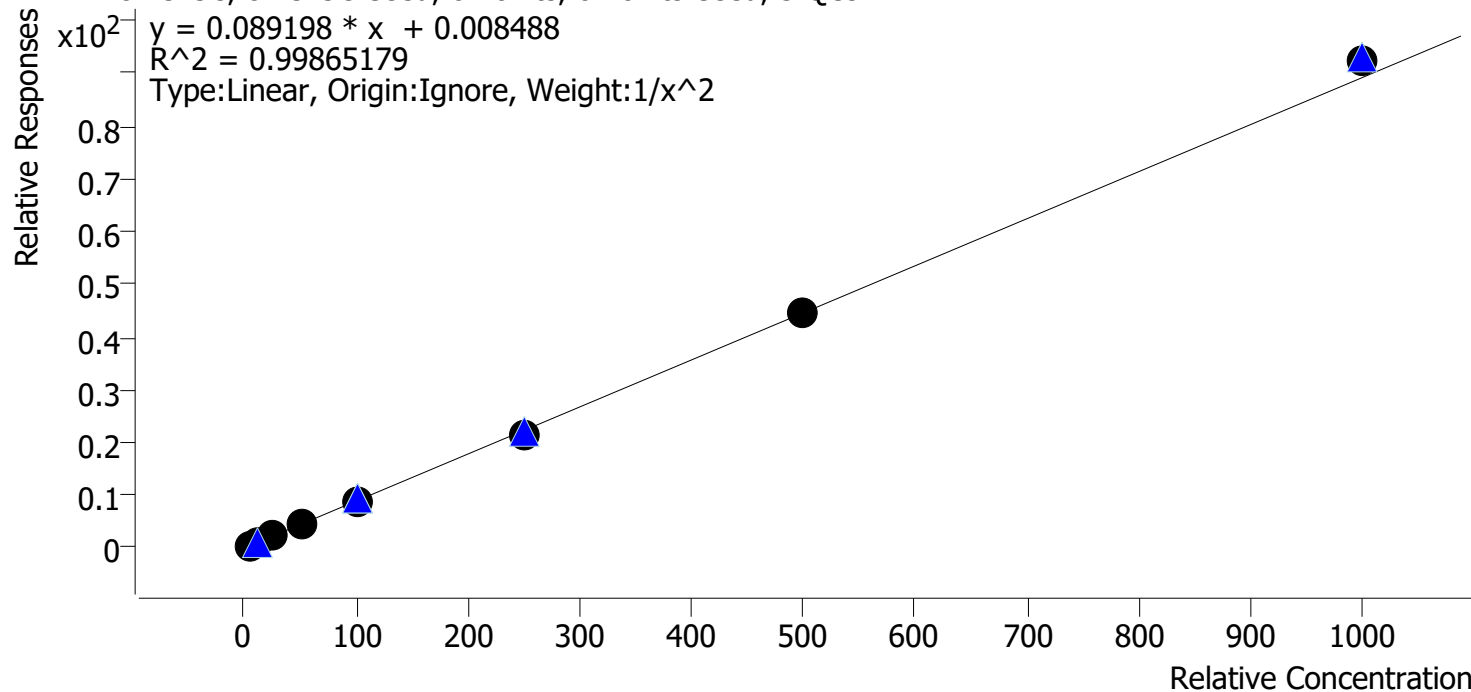
Sample	Level	Enabled	Expected Concentration	Final Concentration	Accuracy
cal 1 mdq	1	✓	5.0	4.8	95.9
cal 2 mdq	2	✓	10.0	10.4	103.7
cal 3 mdq	3	✓	25.0	25.9	103.6
cal 4 mdq	4	✓	50.0	56.5	113.0
cal 5 mdq	5	✓	100.0	107.6	107.6
cal 6 mdq	6	✓	250.0	250.7	100.3
cal 7 mdqr	7	✓	500.0	465.3	93.1
cal 8 mdq	8	✓	1000.0	829.0	82.9

Compound Calibration Report

Boyle

Batch results D:\MassHunter\Data\2021\am 27-28\051321\QuantResults\mdq.batch.bin
Last Cal. Update 5/17/2021 11:31 AM
Analyst Name ISP\datastor
Analyte MDMA **Internal Standard** MDMA-D6

MDMA - 8 Levels, 8 Levels Used, 8 Points, 8 Points Used, 5 QCs



Sample	Level	Enabled	Expected Concentration	Final Concentration	Accuracy
cal 1 mdq	1	✓	5.0	5.1	101.4
cal 2 mdq	2	✓	10.0	9.9	98.5
cal 3 mdq	3	✓	25.0	23.7	94.6
cal 4 mdq	4	✓	50.0	52.0	104.0
cal 5 mdq	5	✓	100.0	100.7	100.7
cal 6 mdq	6	✓	250.0	243.6	97.5
cal 7 mdqr	7	✓	500.0	497.2	99.4
cal 8 mdq	8	✓	1000.0	1038.2	103.8

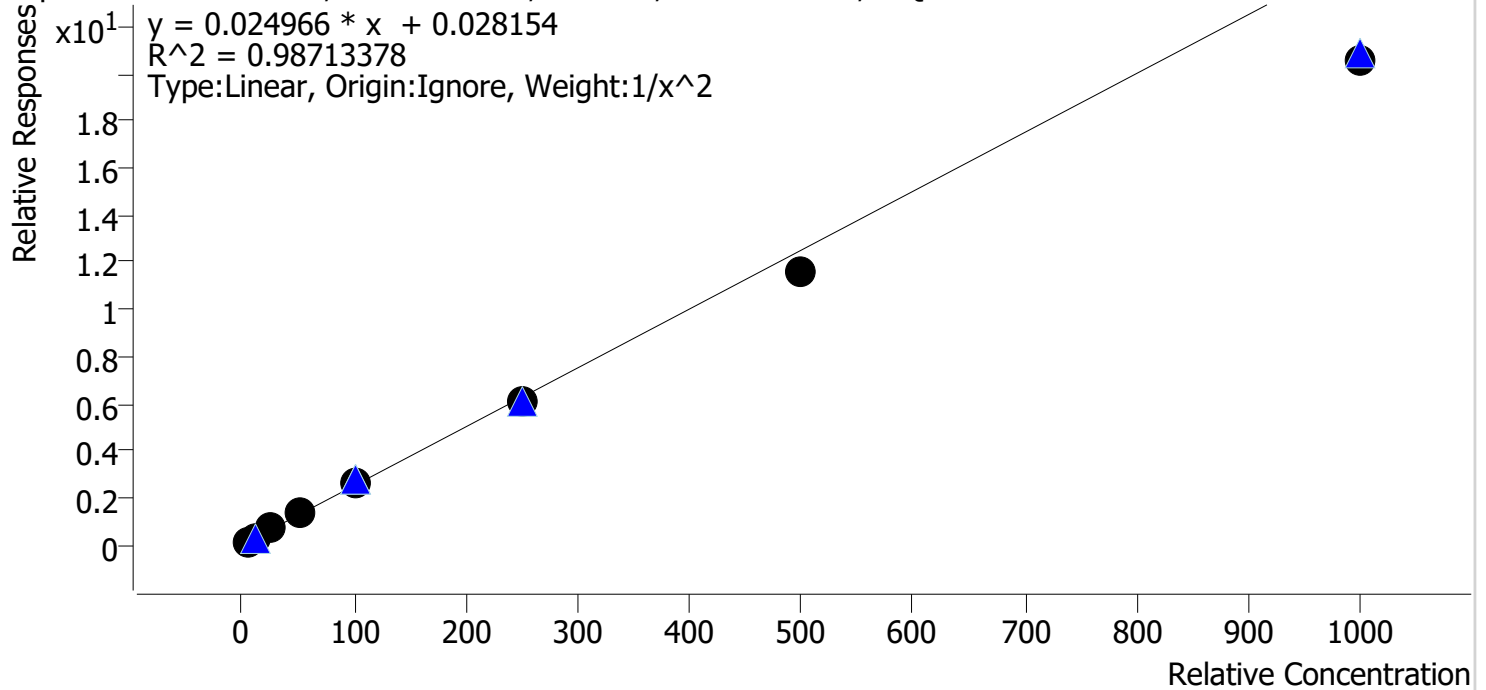
Compound Calibration Report

Boyle

Batch results D:\MassHunter\Data\2021\am 27-28\051321\QuantResults\mdq.batch.bin
Last Cal. Update 5/17/2021 11:31 AM
Analyst Name ISP\datastor
Analyte Meprobamate

Internal Standard Meprobamate-D7

Meprobamate - 8 Levels, 8 Levels Used, 8 Points, 8 Points Used, 5 QCs

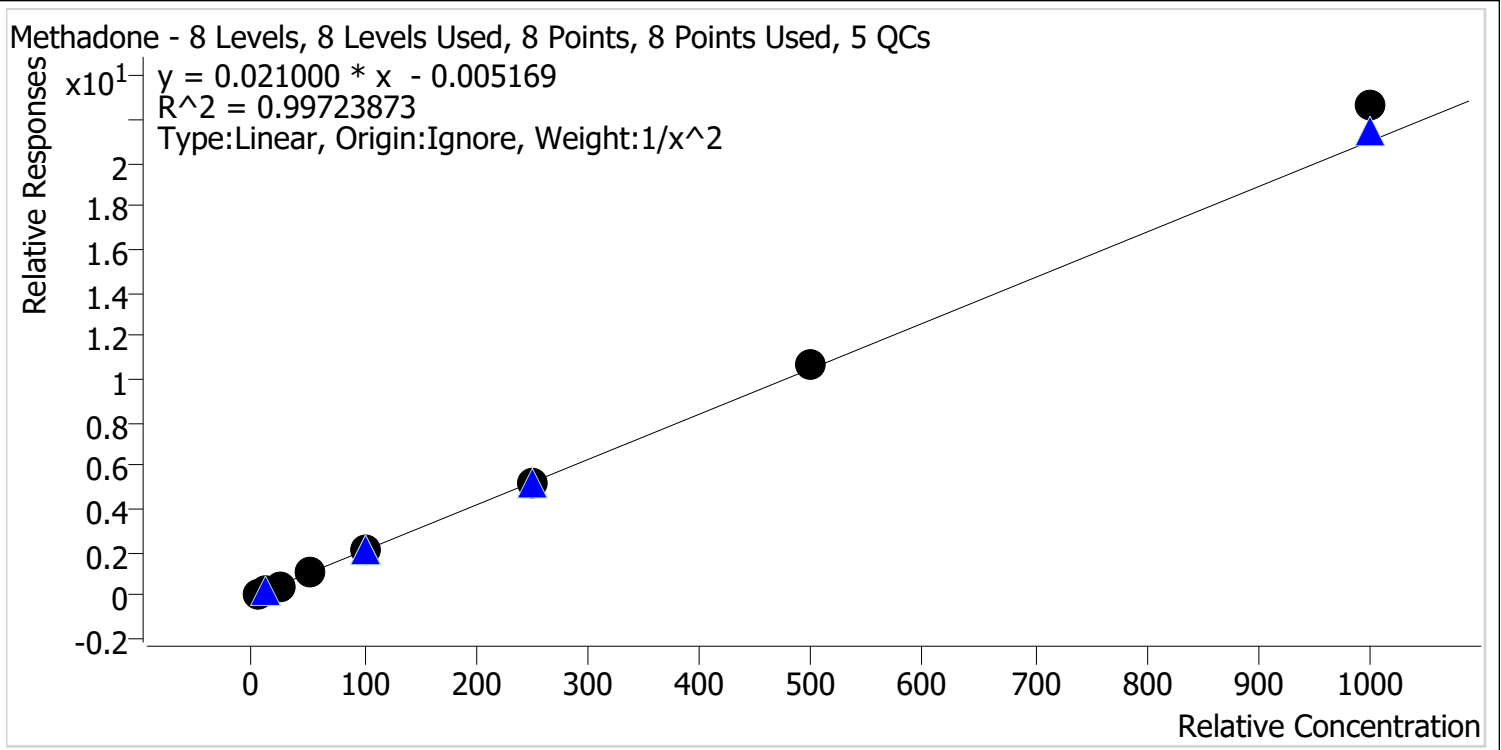


Sample	Level	Enabled	Expected Concentration	Final Concentration	Accuracy
cal 1 mdq	1	✓	5.0	4.8	95.5
cal 2 mdq	2	✓	10.0	10.3	102.9
cal 3 mdq	3	✓	25.0	27.0	108.0
cal 4 mdq	4	✓	50.0	56.7	113.4
cal 5 mdq	5	✓	100.0	107.0	107.0
cal 6 mdq	6	✓	250.0	244.6	97.8
cal 7 mdqr	7	✓	500.0	466.4	93.3
cal 8 mdq	8	✓	1000.0	821.9	82.2

Compound Calibration Report

Boylee

Batch results D:\MassHunter\Data\2021\am 27-28\051321\QuantResults\mdq.batch.bin
 Last Cal. Update 5/17/2021 11:31 AM
 Analyst Name ISP\datastor
 Analyte Methadone Internal Standard Methadone-D9

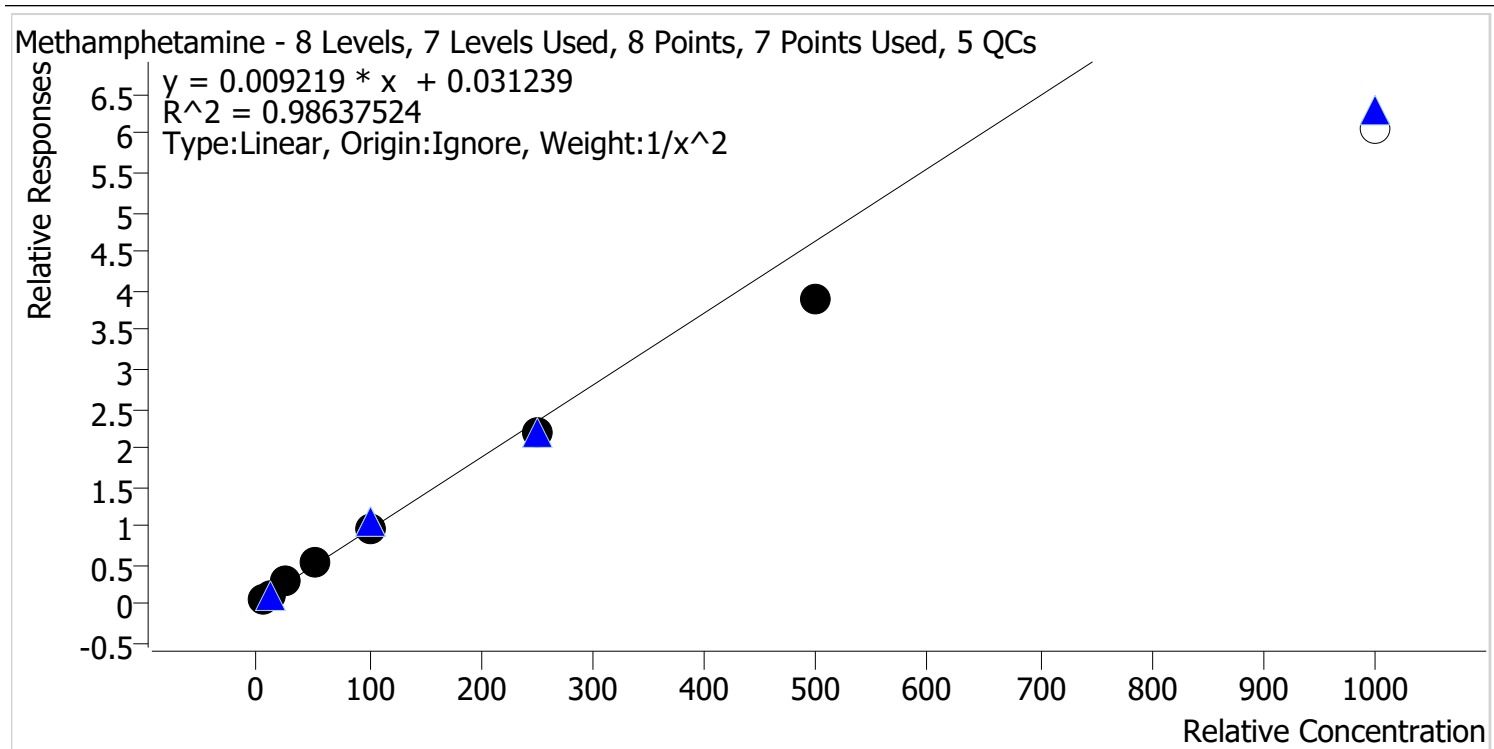


Sample	Level	Enabled	Expected Concentration	Final Concentration	Accuracy
cal 1 mdq	1	✓	5.0	5.2	103.5
cal 2 mdq	2	✓	10.0	9.6	95.6
cal 3 mdq	3	✓	25.0	23.4	93.5
cal 4 mdq	4	✓	50.0	50.4	100.8
cal 5 mdq	5	✓	100.0	97.7	97.7
cal 6 mdq	6	✓	250.0	247.8	99.1
cal 7 mdqr	7	✓	500.0	510.0	102.0
cal 8 mdq	8	✓	1000.0	1078.3	107.8

Compound Calibration Report

Byylee

Batch results D:\MassHunter\Data\2021\am 27-28\051321\QuantResults\mdq.batch.bin
Last Cal. Update 5/17/2021 11:31 AM
Analyst Name ISP\datastor
Analyte Methamphetamine **Internal Standard** Methamphetamine-D11



Sample	Level	Enabled	Expected Concentration	Final Concentration	Accuracy
cal 1 mdq	1	✓	5.0	4.7	94.7
cal 2 mdq	2	✓	10.0	10.5	105.4
cal 3 mdq	3	✓	25.0	27.0	107.8
cal 4 mdq	4	✓	50.0	56.0	112.0
cal 5 mdq	5	✓	100.0	103.5	103.5
cal 6 mdq	6	✓	250.0	232.5	93.0
cal 7 mdqr	7	✓	500.0	418.1	83.6
cal 8 mdq	8	✗	1000.0	657.3	65.7

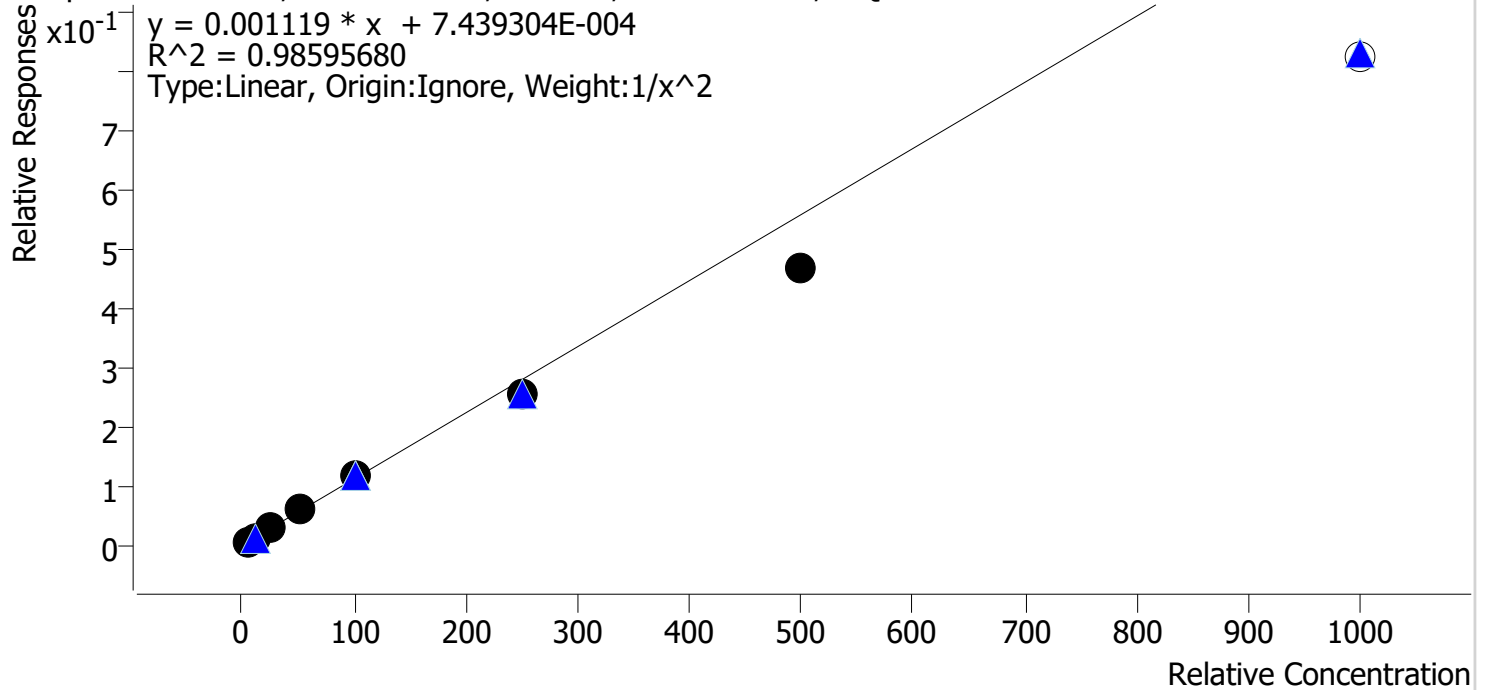
Cal 8 dropped outside accuracy requirement.

Compound Calibration Report

Byylee

Batch results D:\MassHunter\Data\2021\am 27-28\051321\QuantResults\mdq.batch.bin
Last Cal. Update 5/17/2021 11:31 AM
Analyst Name ISP\datastor
Analyte Metoprolol **Internal Standard** **Pseudoephedrine-D3**

Metoprolol - 8 Levels, 7 Levels Used, 8 Points, 7 Points Used, 5 QCs



Sample	Level	Enabled	Expected Concentration	Final Concentration	Accuracy
cal 1 mdq	1	✓	5.0	4.8	96.6
cal 2 mdq	2	✓	10.0	10.1	100.8
cal 3 mdq	3	✓	25.0	27.2	108.6
cal 4 mdq	4	✓	50.0	56.3	112.6
cal 5 mdq	5	✓	100.0	105.5	105.5
cal 6 mdq	6	✓	250.0	231.0	92.4
cal 7 mdqr	7	✓	500.0	416.8	83.4
cal 8 mdq	8	✗	1000.0	737.4	73.7

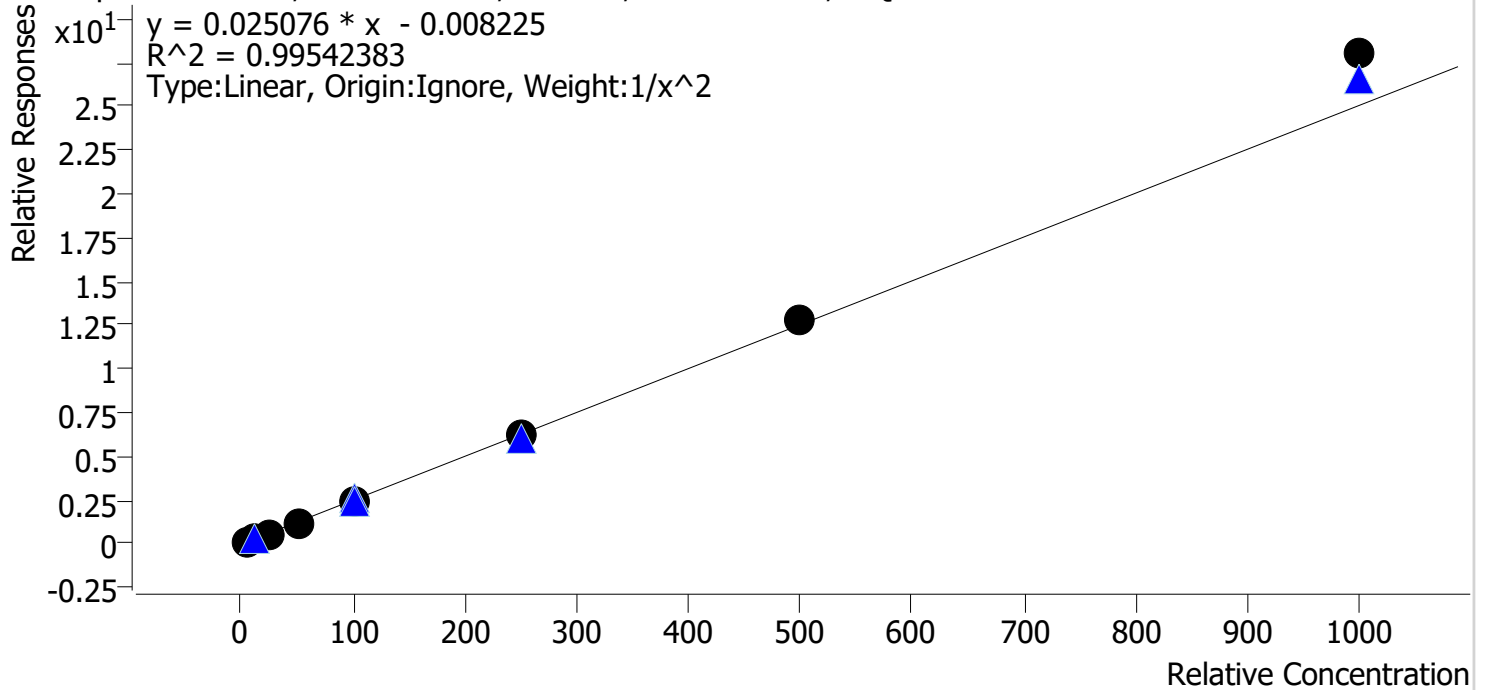
Cal 8 dropped outside accuracy requirement.

Compound Calibration Report

Byylee

Batch results D:\MassHunter\Data\2021\am 27-28\051321\QuantResults\mdq.batch.bin
Last Cal. Update 5/17/2021 11:31 AM
Analyst Name ISP\datastor
Analyte Mirtazapine **Internal Standard** Methadone-D9

Mirtazapine - 8 Levels, 8 Levels Used, 8 Points, 8 Points Used, 5 QCs



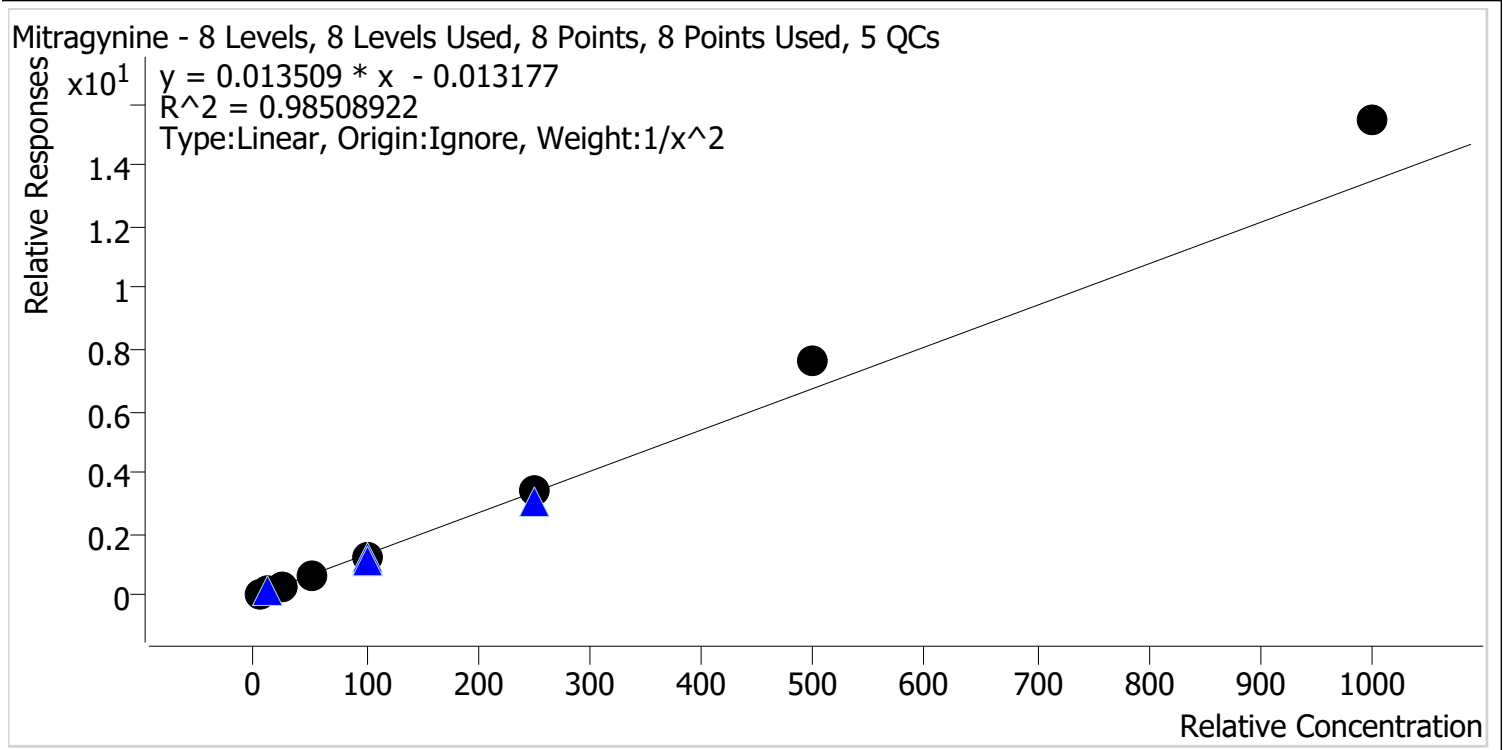
Sample	Level	Enabled	Expected Concentration	Final Concentration	Accuracy
cal 1 mdq	1	✓	5.0	5.1	102.9
cal 2 mdq	2	✓	10.0	9.8	98.0
cal 3 mdq	3	✓	25.0	22.9	91.5
cal 4 mdq	4	✓	50.0	49.4	98.8
cal 5 mdq	5	✓	100.0	96.3	96.3
cal 6 mdq	6	✓	250.0	247.4	98.9
cal 7 mdqr	7	✓	500.0	507.9	101.6
cal 8 mdq	8	✓	1000.0	1118.2	111.8

Compound Calibration Report

Bylee

Batch results D:\MassHunter\Data\2021\am 27-28\051321\QuantResults\mdq.batch.bin
Last Cal. Update 5/17/2021 11:31 AM
Analyst Name ISP\datastor
Analyte Mitragynine

Internal Standard Fluoxetine-D6



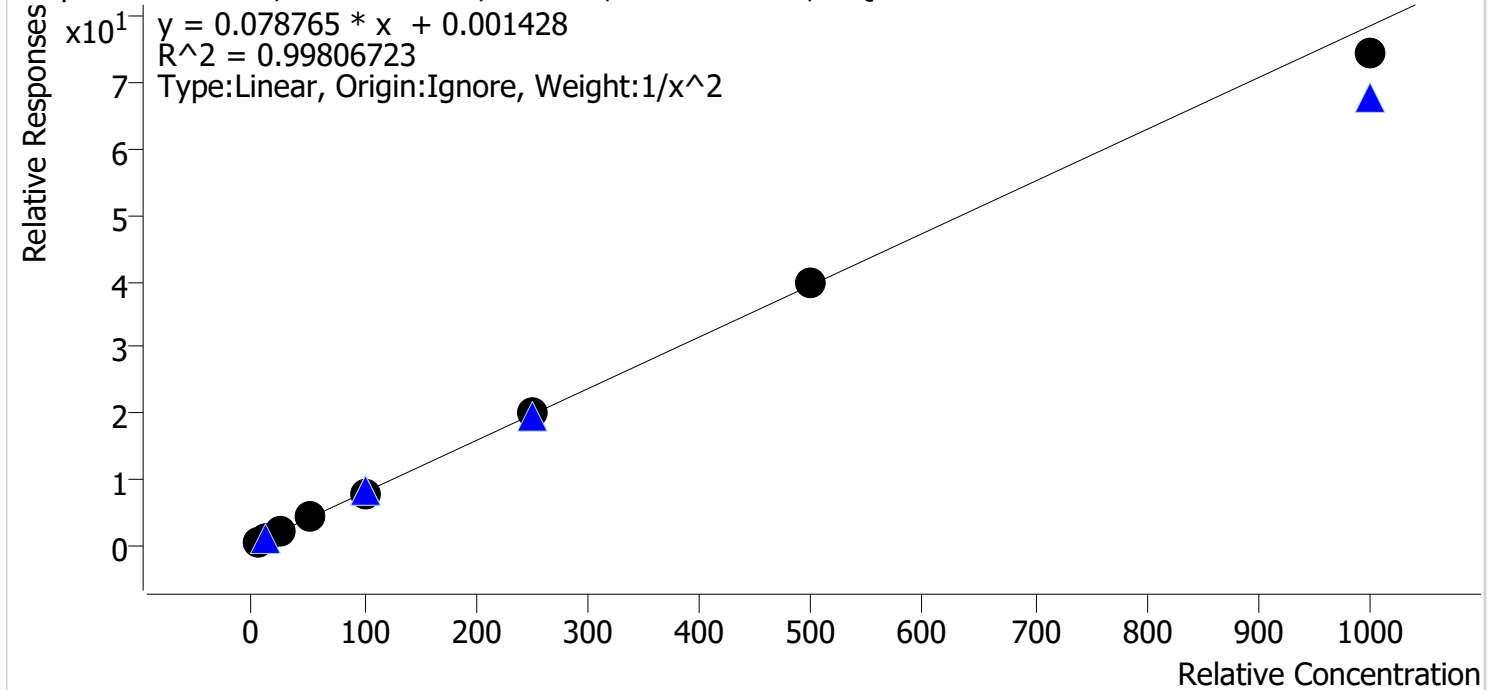
Sample	Level	Enabled	Expected Concentration	Final Concentration	Accuracy
cal 1 mdq	1	✓	5.0	5.4	107.1
cal 2 mdq	2	✓	10.0	9.2	91.7
cal 3 mdq	3	✓	25.0	22.7	90.9
cal 4 mdq	4	✓	50.0	46.1	92.1
cal 5 mdq	5	✓	100.0	89.2	89.2
cal 6 mdq	6	✓	250.0	250.4	100.1
cal 7 mdqr	7	✓	500.0	570.9	114.2
cal 8 mdq	8	✓	1000.0	1147.0	114.7

Compound Calibration Report

Byylee

Batch results D:\MassHunter\Data\2021\am 27-28\051321\QuantResults\mdq.batch.bin
Last Cal. Update 5/17/2021 11:31 AM
Analyst Name ISP\datastor
Analyte Morphine **Internal Standard** Morphine-D6

Morphine - 8 Levels, 8 Levels Used, 8 Points, 8 Points Used, 5 QCs



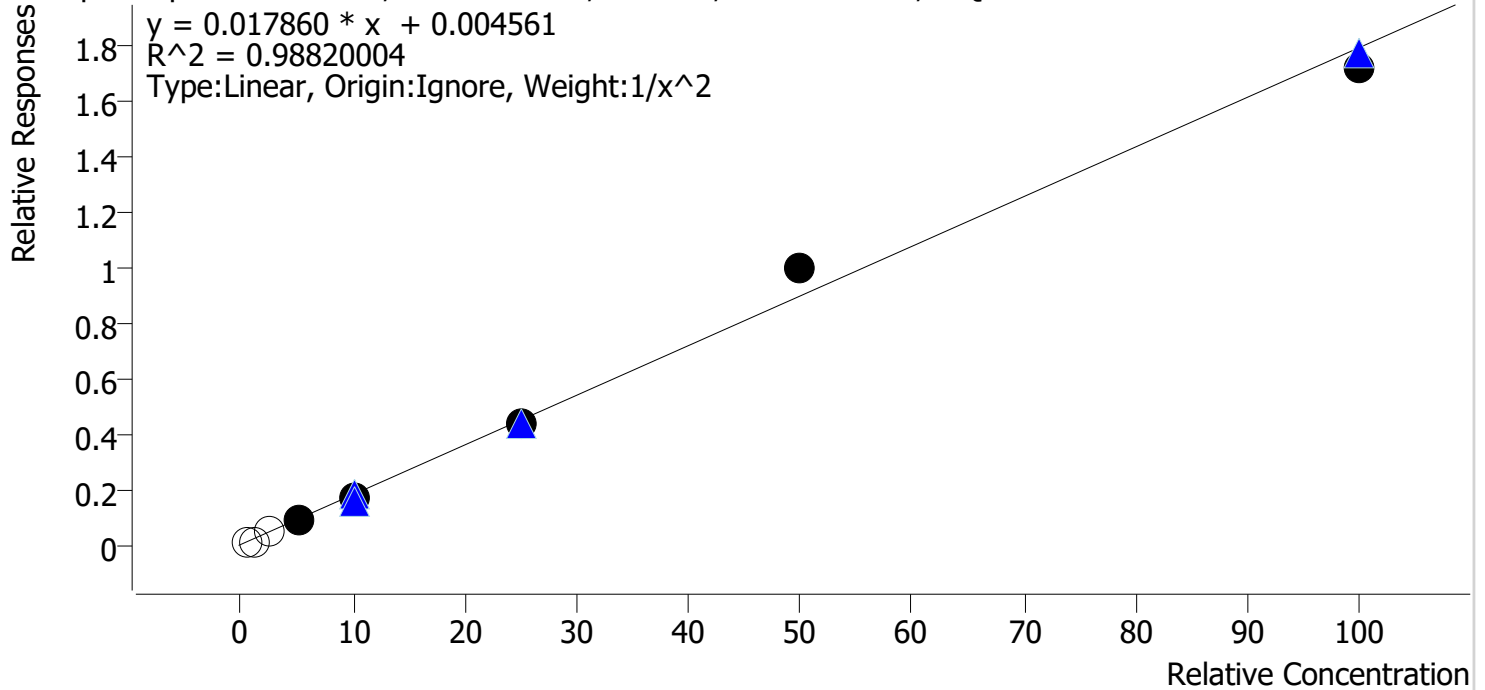
Sample	Level	Enabled	Expected Concentration	Final Concentration	Accuracy
cal 1 mdq	1	✓	5.0	5.0	100.2
cal 2 mdq	2	✓	10.0	9.9	98.5
cal 3 mdq	3	✓	25.0	24.9	99.4
cal 4 mdq	4	✓	50.0	54.1	108.1
cal 5 mdq	5	✓	100.0	98.0	98.0
cal 6 mdq	6	✓	250.0	251.9	100.8
cal 7 mdqr	7	✓	500.0	502.2	100.4
cal 8 mdq	8	✓	1000.0	946.4	94.6

Compound Calibration Report

Boyle

Batch results D:\MassHunter\Data\2021\am 27-28\051321\QuantResults\mdq.batch.bin
Last Cal. Update 5/17/2021 11:31 AM
Analyst Name ISP\datastor
Analyte Norbuprenorphine **Internal Standard** Norbuprenorphine-D3

Norbuprenorphine - 8 Levels, 5 Levels Used, 8 Points, 5 Points Used, 5 QCs



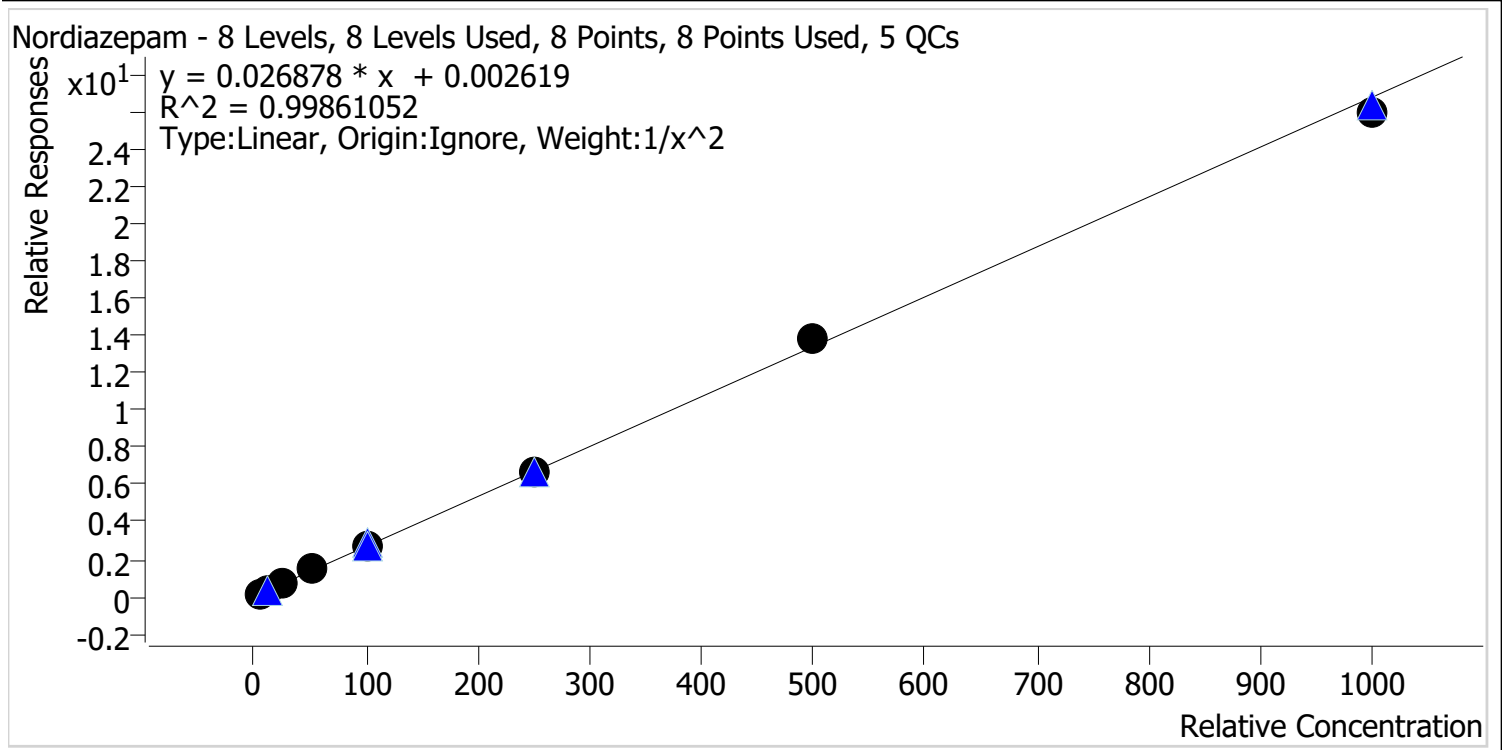
Sample	Level	Enabled	Expected Concentration	Final Concentration	Accuracy
cal 1 mdq	1	x	0.5	0.5	99.2
cal 2 mdq	2	x	1.0	0.6	61.4
cal 3 mdq	3	x	2.5	2.5	98.8
cal 4 mdq	4	✓	5.0	5.2	104.4
cal 5 mdq	5	✓	10.0	9.0	90.0
cal 6 mdq	6	✓	25.0	24.5	98.1
cal 7 mdqr	7	✓	50.0	55.9	111.9
cal 8 mdq	8	✓	100.0	95.6	95.6

cal 1 and 2 dropped based on peak shape and ratios not meeting criteria

Compound Calibration Report

Byylee

Batch results D:\MassHunter\Data\2021\am 27-28\051321\QuantResults\mdq.batch.bin
Last Cal. Update 5/17/2021 11:31 AM
Analyst Name ISP\datastor
Analyte Nordiazepam **Internal Standard** Nordiazepam-D5



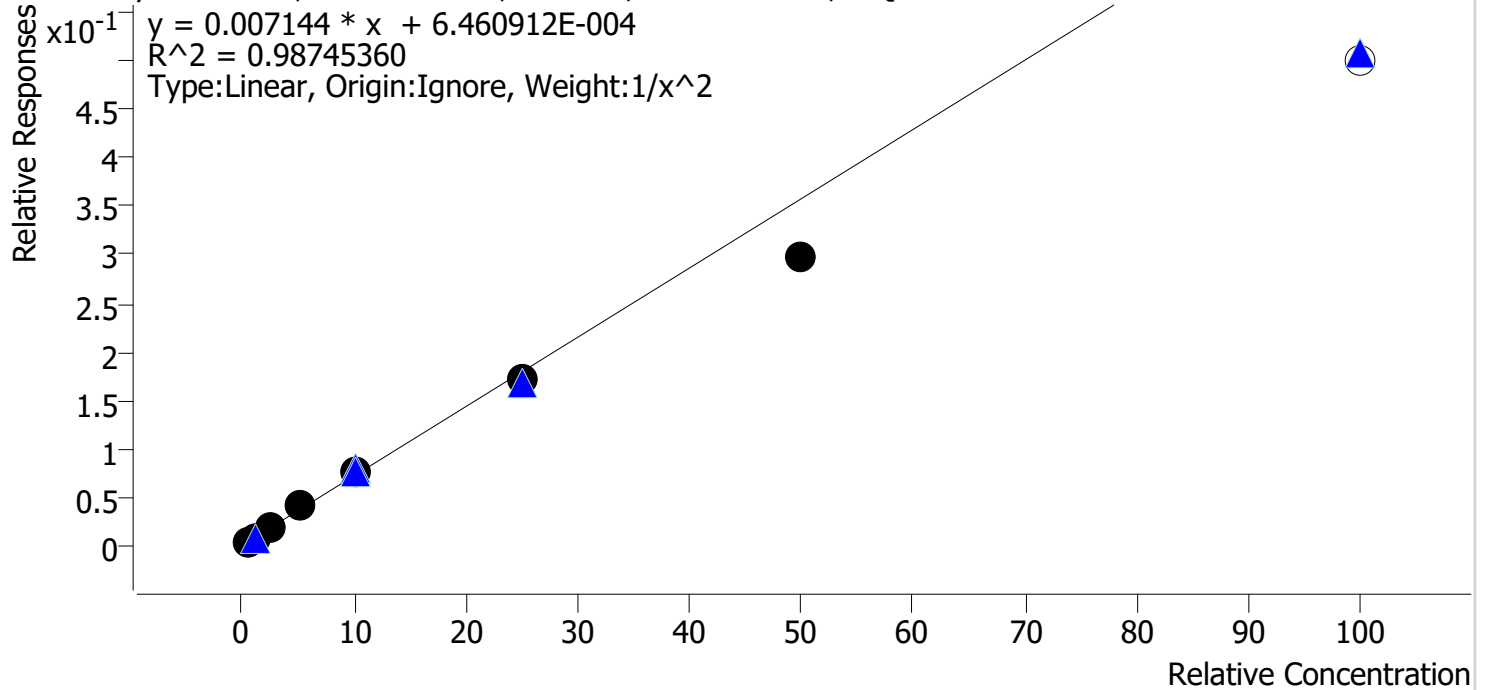
Sample	Level	Enabled	Expected Concentration	Final Concentration	Accuracy
cal 1 mdq	1	✓	5.0	5.1	101.2
cal 2 mdq	2	✓	10.0	9.7	96.6
cal 3 mdq	3	✓	25.0	25.1	100.6
cal 4 mdq	4	✓	50.0	52.6	105.2
cal 5 mdq	5	✓	100.0	96.8	96.8
cal 6 mdq	6	✓	250.0	248.4	99.4
cal 7 mdqr	7	✓	500.0	517.3	103.5
cal 8 mdq	8	✓	1000.0	967.8	96.8

Compound Calibration Report

Byylee

Batch results D:\MassHunter\Data\2021\am 27-28\051321\QuantResults\mdq.batch.bin
Last Cal. Update 5/17/2021 11:31 AM
Analyst Name ISP\datastor
Analyte Norfentanyl **Internal Standard** Norfentanyl-D5

Norfentanyl - 8 Levels, 7 Levels Used, 8 Points, 7 Points Used, 5 QCs



Sample	Level	Enabled	Expected Concentration	Final Concentration	Accuracy
cal 1 mdq	1	✓	0.5	0.5	96.4
cal 2 mdq	2	✓	1.0	1.0	102.3
cal 3 mdq	3	✓	2.5	2.6	106.0
cal 4 mdq	4	✓	5.0	5.6	112.8
cal 5 mdq	5	✓	10.0	10.5	104.5
cal 6 mdq	6	✓	25.0	23.7	94.7
cal 7 mdqr	7	✓	50.0	41.6	83.3
cal 8 mdq	8	x	100.0	69.9	69.9

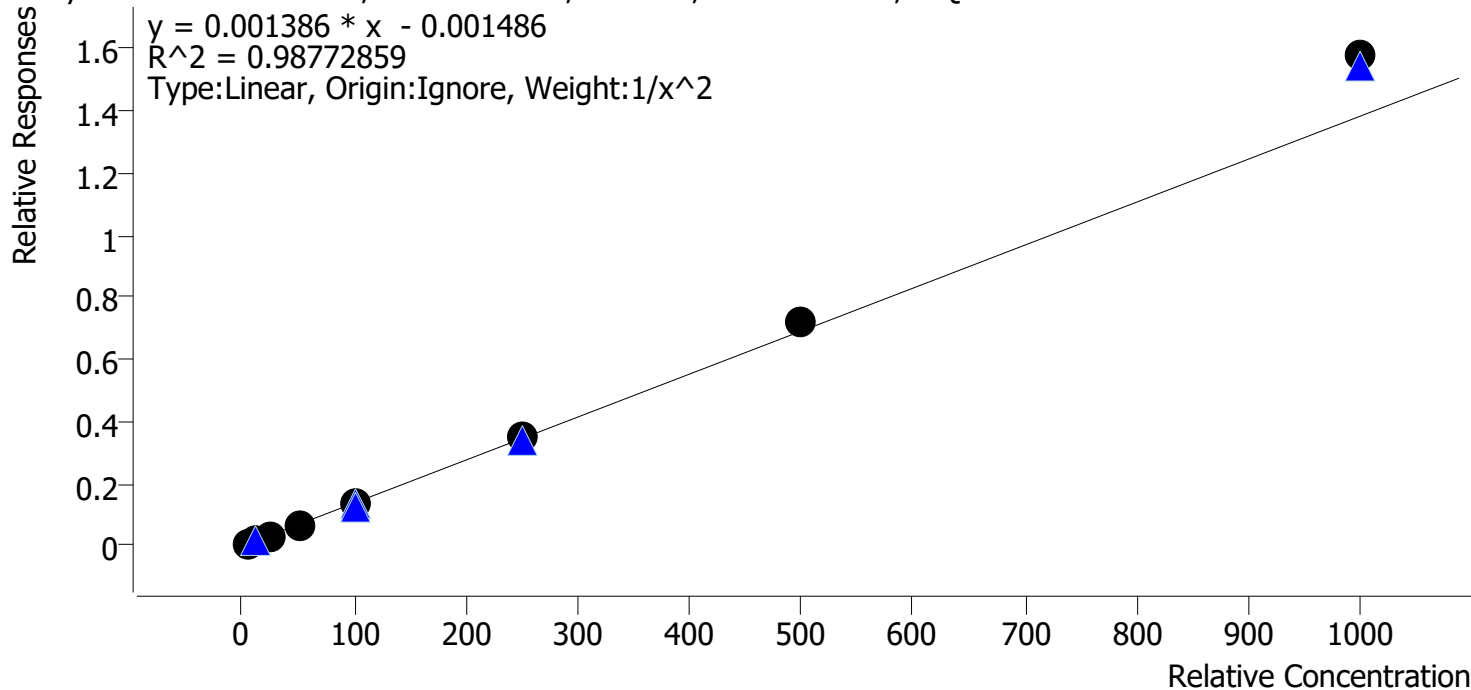
cal 8 dropped outside accuracy requirement

Compound Calibration Report

Boyle

Batch results D:\MassHunter\Data\2021\am 27-28\051321\QuantResults\mdq.batch.bin
Last Cal. Update 5/17/2021 11:31 AM
Analyst Name ISP\datastor
Analyte Norhydrocodone **Internal Standard** Norhydrocodone-D3

Norhydrocodone - 8 Levels, 8 Levels Used, 8 Points, 8 Points Used, 5 QCs



Sample	Level	Enabled	Expected Concentration	Final Concentration	Accuracy
cal 1 mdq	1	✓	5.0	5.4	108.0
cal 2 mdq	2	✓	10.0	9.1	90.6
cal 3 mdq	3	✓	25.0	20.8	83.2
cal 4 mdq	4	✓	50.0	49.8	99.6
cal 5 mdq	5	✓	100.0	98.6	98.6
cal 6 mdq	6	✓	250.0	255.8	102.3
cal 7 mdqr	7	✓	500.0	518.3	103.7
cal 8 mdq	8	✓	1000.0	1140.9	114.1

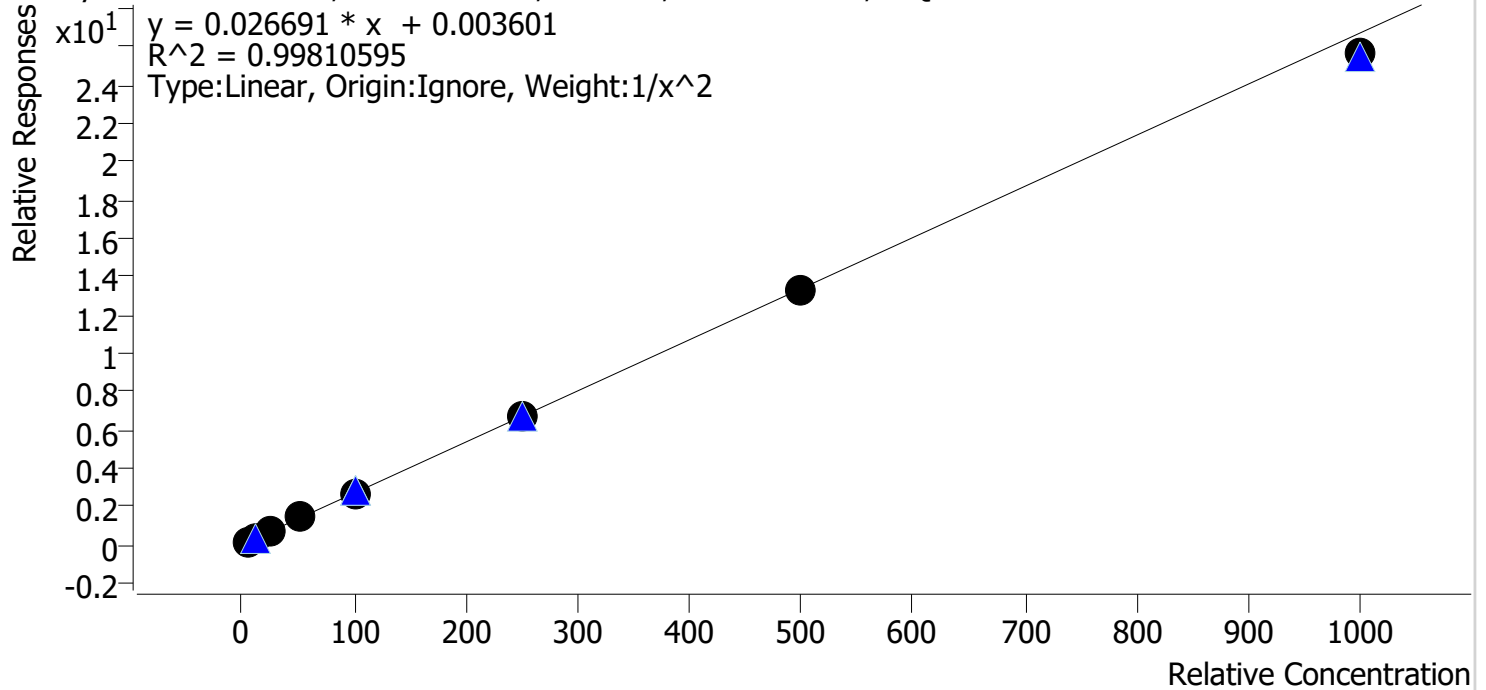
Compound Calibration Report

Byylee

Batch results D:\MassHunter\Data\2021\am 27-28\051321\QuantResults\mdq.batch.bin
Last Cal. Update 5/17/2021 11:31 AM
Analyst Name ISP\datastor
Analyte Noroxycodone

Internal Standard Noroxycodone-D3

Noroxycodone - 8 Levels, 8 Levels Used, 8 Points, 8 Points Used, 5 QCs



Sample	Level	Enabled	Expected Concentration	Final Concentration	Accuracy
cal 1 mdq	1	✓	5.0	5.0	99.9
cal 2 mdq	2	✓	10.0	10.0	99.8
cal 3 mdq	3	✓	25.0	24.2	96.8
cal 4 mdq	4	✓	50.0	54.2	108.5
cal 5 mdq	5	✓	100.0	100.5	100.5
cal 6 mdq	6	✓	250.0	248.0	99.2
cal 7 mdqr	7	✓	500.0	496.9	99.4
cal 8 mdq	8	✓	1000.0	959.6	96.0

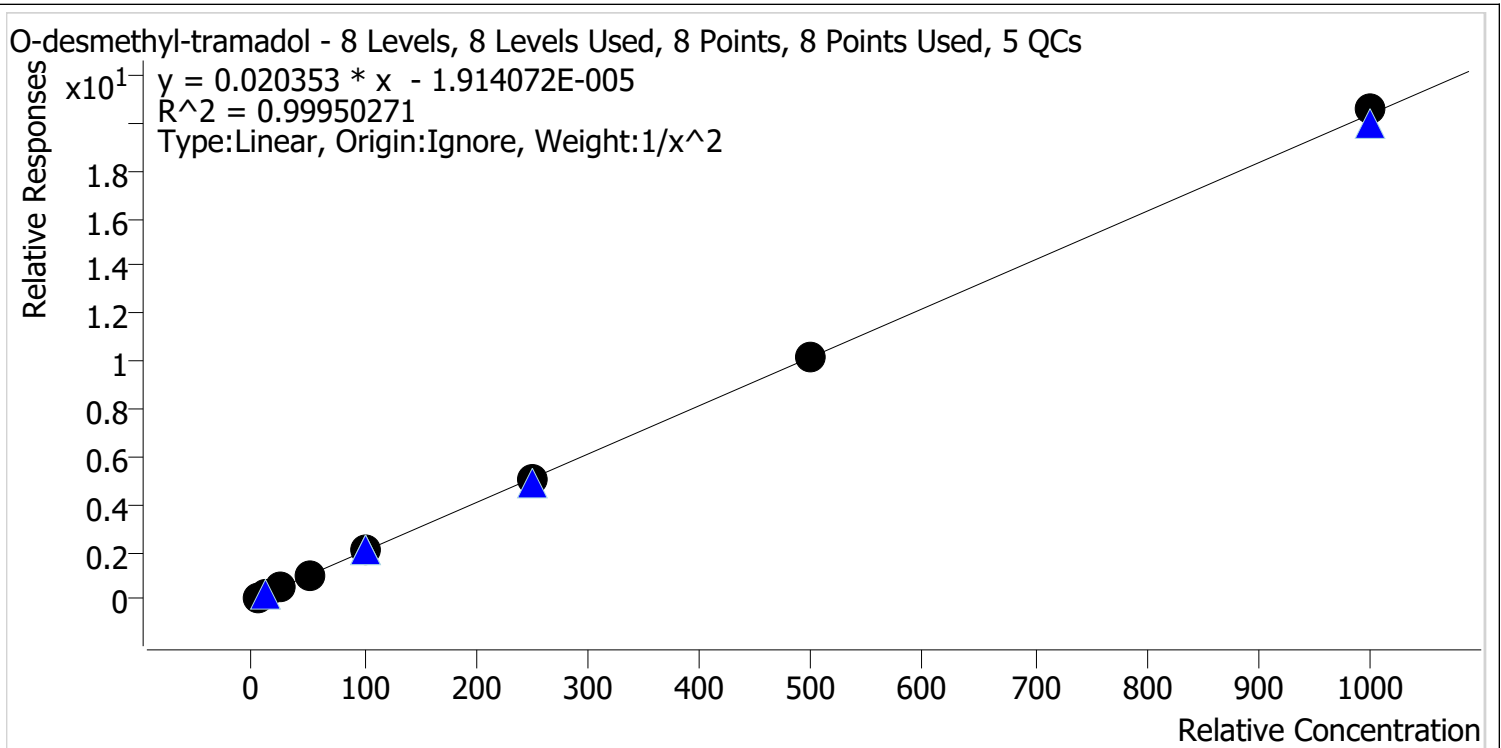
Compound Calibration Report

Byylee

Batch results D:\MassHunter\Data\2021\am 27-28\051321\QuantResults\mdq.batch.bin
Last Cal. Update 5/17/2021 11:31 AM
Analyst Name ISP\datastor
Analyte O-desmethyl-tramadol

Internal Standard

O-desmethyl-tramadol-D6



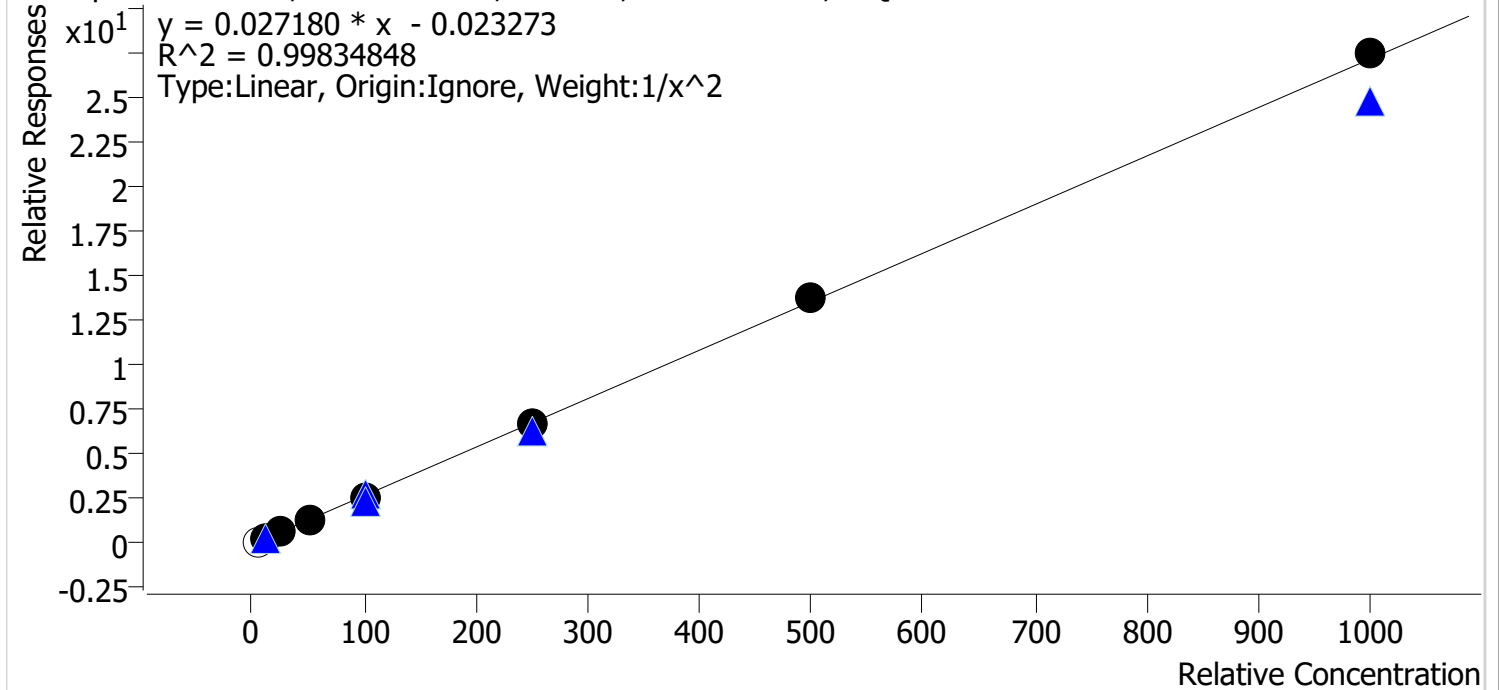
Sample	Level	Enabled	Expected Concentration	Final Concentration	Accuracy
cal 1 mdq	1	✓	5.0	5.0	100.8
cal 2 mdq	2	✓	10.0	9.9	98.9
cal 3 mdq	3	✓	25.0	24.2	97.0
cal 4 mdq	4	✓	50.0	51.8	103.6
cal 5 mdq	5	✓	100.0	99.7	99.7
cal 6 mdq	6	✓	250.0	246.9	98.8
cal 7 mdqr	7	✓	500.0	500.9	100.2
cal 8 mdq	8	✓	1000.0	1010.4	101.0

Compound Calibration Report

Byylee

Batch results D:\MassHunter\Data\2021\am 27-28\051321\QuantResults\mdq.batch.bin
Last Cal. Update 5/17/2021 11:31 AM
Analyst Name ISP\datastor
Analyte Oxazepam **Internal Standard** Oxazepam-D5

Oxazepam - 8 Levels, 7 Levels Used, 8 Points, 7 Points Used, 5 QCs



Sample	Level	Enabled	Expected Concentration	Final Concentration	Accuracy
cal 1 mdq	1	x	5.0	5.2	103.5
cal 2 mdq	2	✓	10.0	9.8	98.3
cal 3 mdq	3	✓	25.0	26.3	105.2
cal 4 mdq	4	✓	50.0	50.5	101.0
cal 5 mdq	5	✓	100.0	94.0	94.0
cal 6 mdq	6	✓	250.0	246.8	98.7
cal 7 mdqr	7	✓	500.0	508.1	101.6
cal 8 mdq	8	✓	1000.0	1011.2	101.1

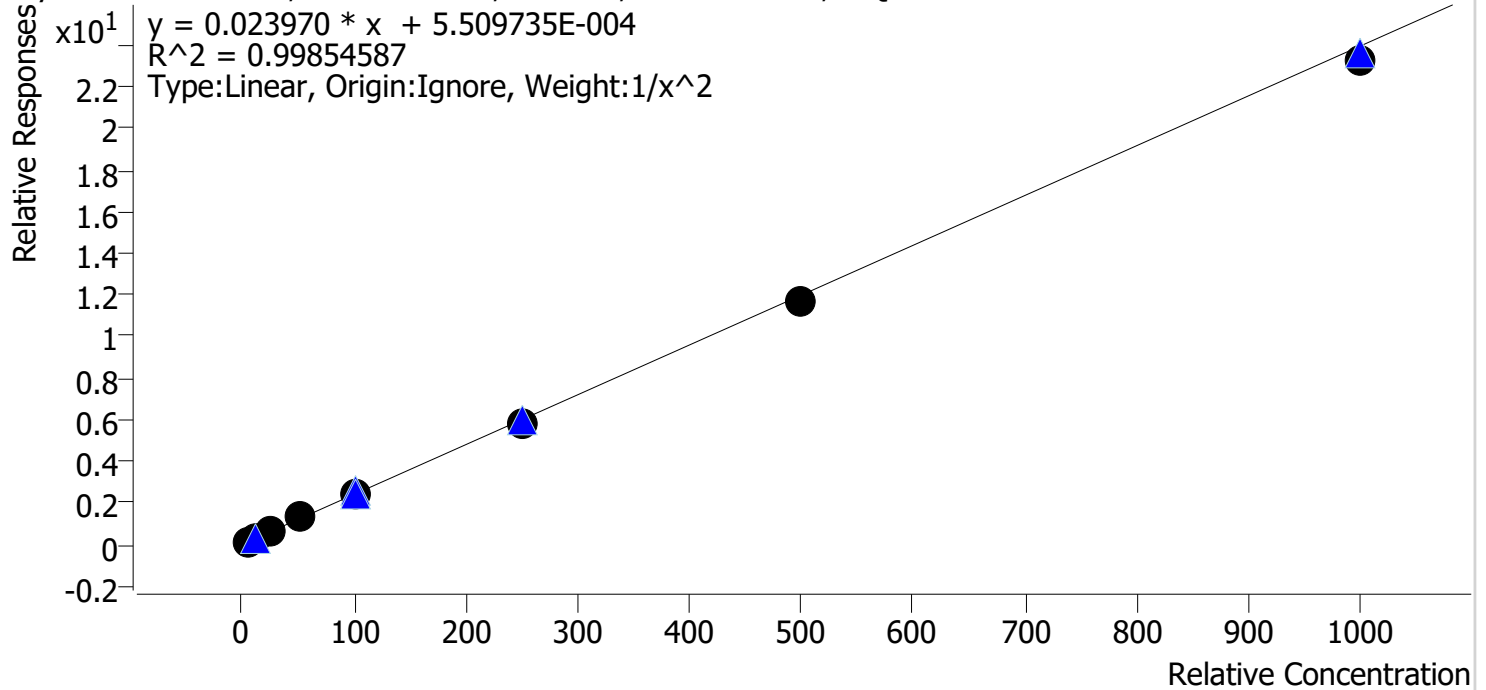
Cal 1 there no significant peak detected,

Compound Calibration Report

Boyle

Batch results D:\MassHunter\Data\2021\am 27-28\051321\QuantResults\mdq.batch.bin
Last Cal. Update 5/17/2021 11:31 AM
Analyst Name ISP\datastor
Analyte Oxycodone **Internal Standard** Oxycodone-D6

Oxycodone - 8 Levels, 8 Levels Used, 8 Points, 8 Points Used, 5 QCs



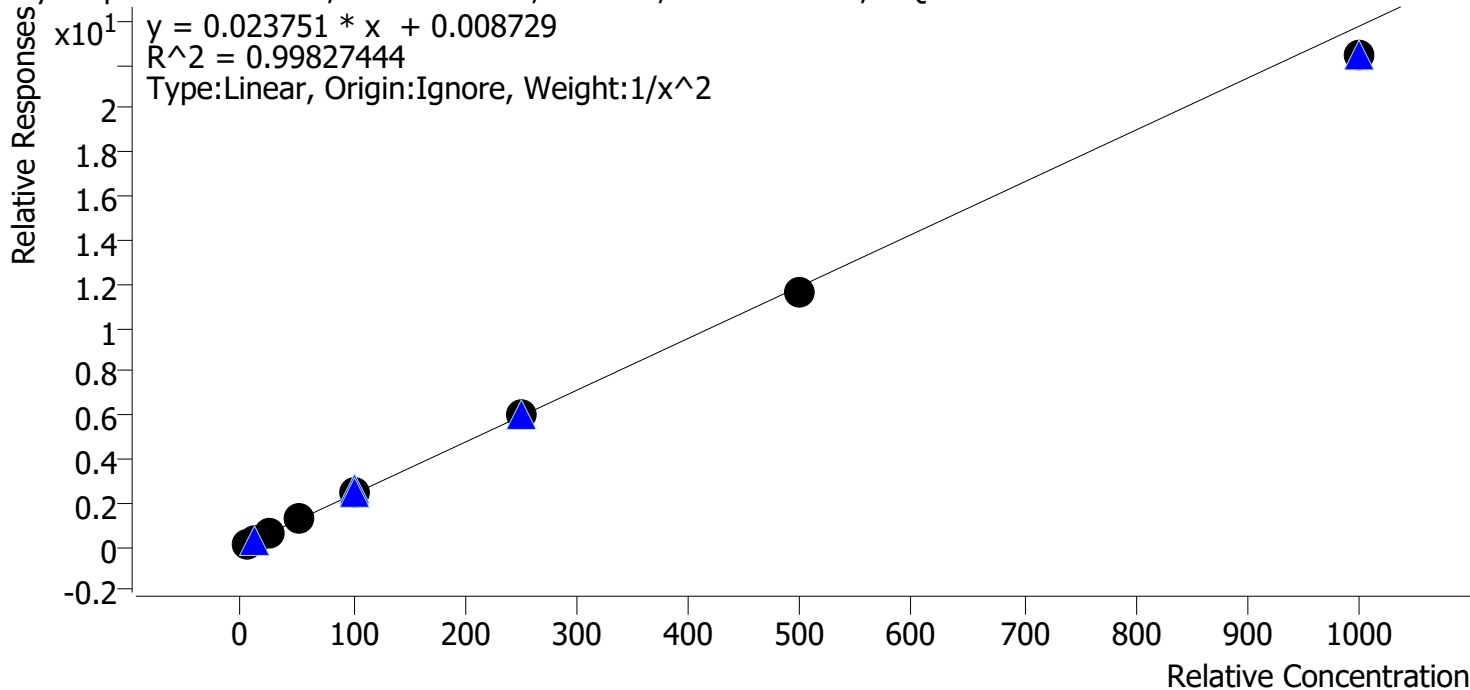
Sample	Level	Enabled	Expected Concentration	Final Concentration	Accuracy
cal 1 mdq	1	✓	5.0	5.0	99.3
cal 2 mdq	2	✓	10.0	10.0	100.1
cal 3 mdq	3	✓	25.0	24.9	99.5
cal 4 mdq	4	✓	50.0	53.8	107.6
cal 5 mdq	5	✓	100.0	100.6	100.6
cal 6 mdq	6	✓	250.0	245.0	98.0
cal 7 mdqr	7	✓	500.0	488.6	97.7
cal 8 mdq	8	✓	1000.0	970.7	97.1

Compound Calibration Report

Byylee

Batch results D:\MassHunter\Data\2021\am 27-28\051321\QuantResults\mdq.batch.bin
Last Cal. Update 5/17/2021 11:31 AM
Analyst Name ISP\datastor
Analyte Oxymorphone **Internal Standard** Oxymorphone-D3

Oxymorphone - 8 Levels, 8 Levels Used, 8 Points, 8 Points Used, 5 QCs



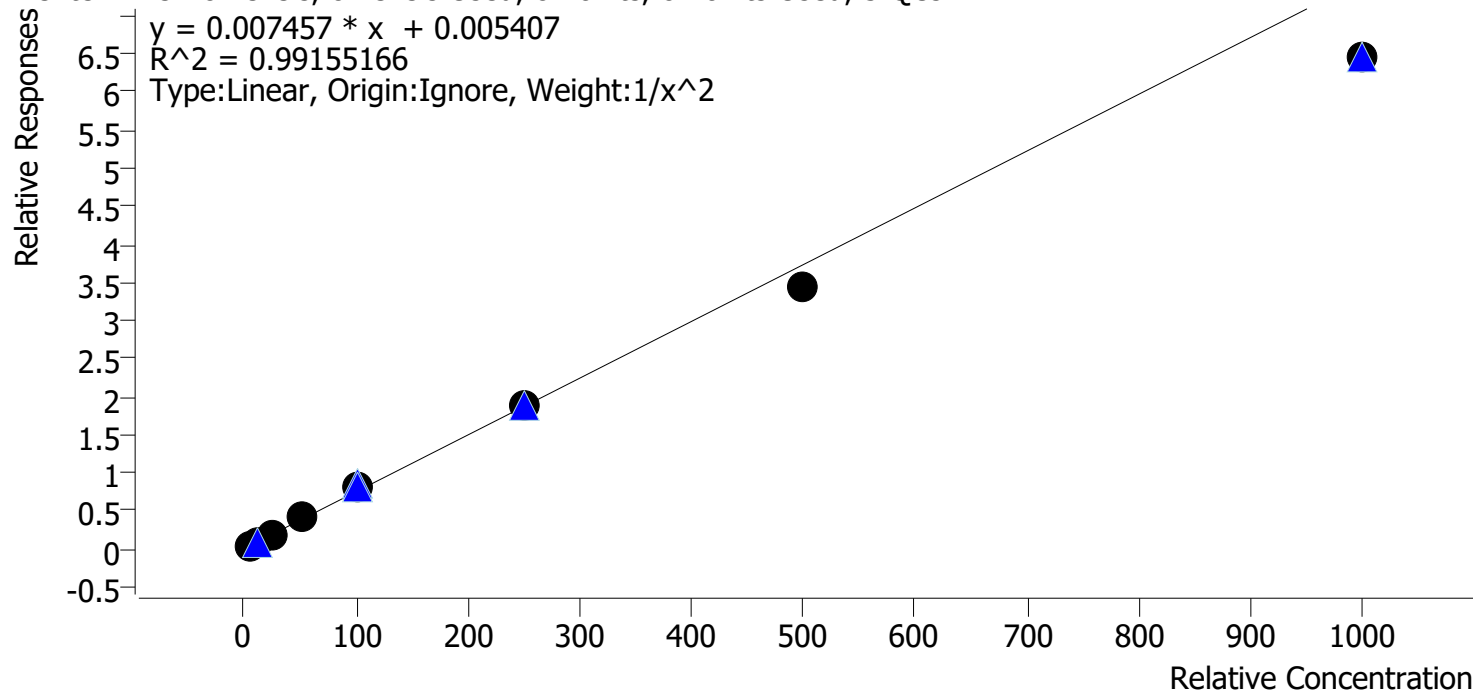
Sample	Level	Enabled	Expected Concentration	Final Concentration	Accuracy
cal 1 mdq	1	✓	5.0	5.0	99.2
cal 2 mdq	2	✓	10.0	10.0	100.1
cal 3 mdq	3	✓	25.0	25.1	100.2
cal 4 mdq	4	✓	50.0	53.4	106.7
cal 5 mdq	5	✓	100.0	102.2	102.2
cal 6 mdq	6	✓	250.0	249.8	99.9
cal 7 mdqr	7	✓	500.0	486.7	97.3
cal 8 mdq	8	✓	1000.0	942.6	94.3

Compound Calibration Report

Byylee

Batch results D:\MassHunter\Data\2021\am 27-28\051321\QuantResults\mdq.batch.bin
Last Cal. Update 5/17/2021 11:31 AM
Analyst Name ISP\datastor
Analyte Phentermine **Internal Standard** Phentermine-D5

Phentermine - 8 Levels, 8 Levels Used, 8 Points, 8 Points Used, 5 QCs



Sample	Level	Enabled	Expected Concentration	Final Concentration	Accuracy
cal 1 mdq	1	✓	5.0	4.8	96.6
cal 2 mdq	2	✓	10.0	10.3	102.5
cal 3 mdq	3	✓	25.0	26.0	103.8
cal 4 mdq	4	✓	50.0	55.8	111.6
cal 5 mdq	5	✓	100.0	106.6	106.6
cal 6 mdq	6	✓	250.0	249.5	99.8
cal 7 mdqr	7	✓	500.0	462.8	92.6
cal 8 mdq	8	✓	1000.0	864.7	86.5

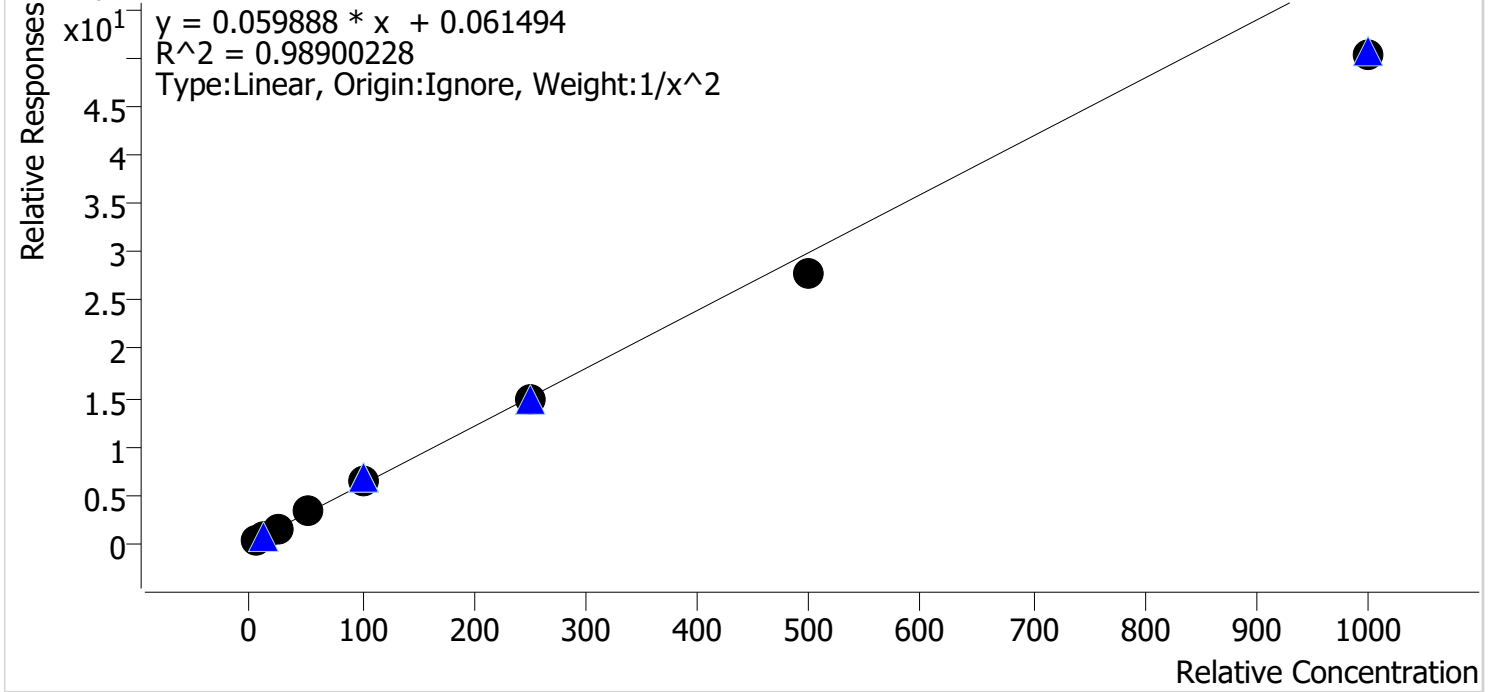
Compound Calibration Report

Byylee

Batch results D:\MassHunter\Data\2021\am 27-28\051321\QuantResults\mdq.batch.bin
Last Cal. Update 5/17/2021 11:31 AM
Analyst Name ISP\datastor
Analyte Quetiapine

Internal Standard Quetiapine-D8

Quetiapine - 8 Levels, 8 Levels Used, 8 Points, 8 Points Used, 5 QCs



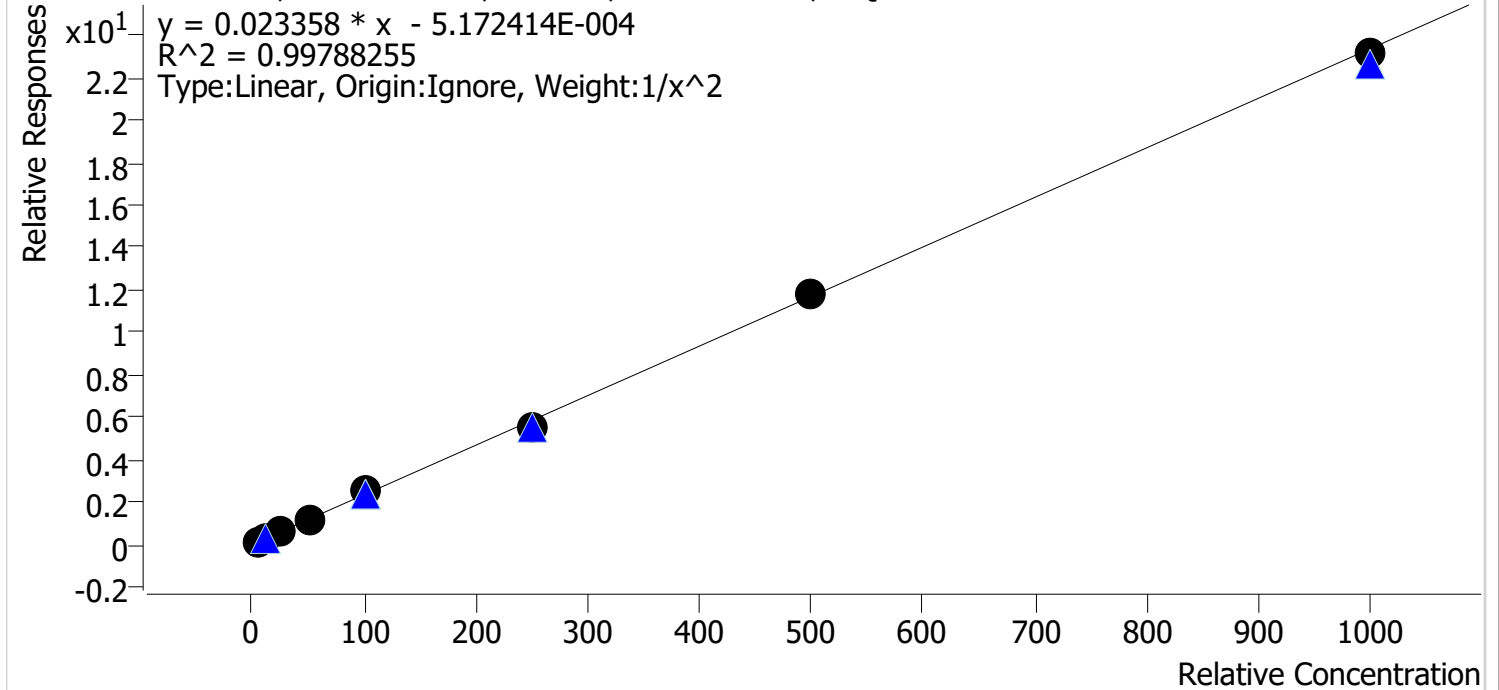
Sample	Level	Enabled	Expected Concentration	Final Concentration	Accuracy
cal 1 mdq	1	✓	5.0	4.8	96.1
cal 2 mdq	2	✓	10.0	10.3	103.1
cal 3 mdq	3	✓	25.0	25.9	103.7
cal 4 mdq	4	✓	50.0	57.4	114.7
cal 5 mdq	5	✓	100.0	105.8	105.8
cal 6 mdq	6	✓	250.0	247.7	99.1
cal 7 mdqr	7	✓	500.0	466.6	93.3
cal 8 mdq	8	✓	1000.0	841.4	84.1

Compound Calibration Report

Byylee

Batch results D:\MassHunter\Data\2021\am 27-28\051321\QuantResults\mdq.batch.bin
Last Cal. Update 5/17/2021 11:31 AM
Analyst Name ISP\datastor
Analyte Sertraline **Internal Standard** Sertraline-D3

Sertraline - 8 Levels, 8 Levels Used, 8 Points, 8 Points Used, 5 QCs

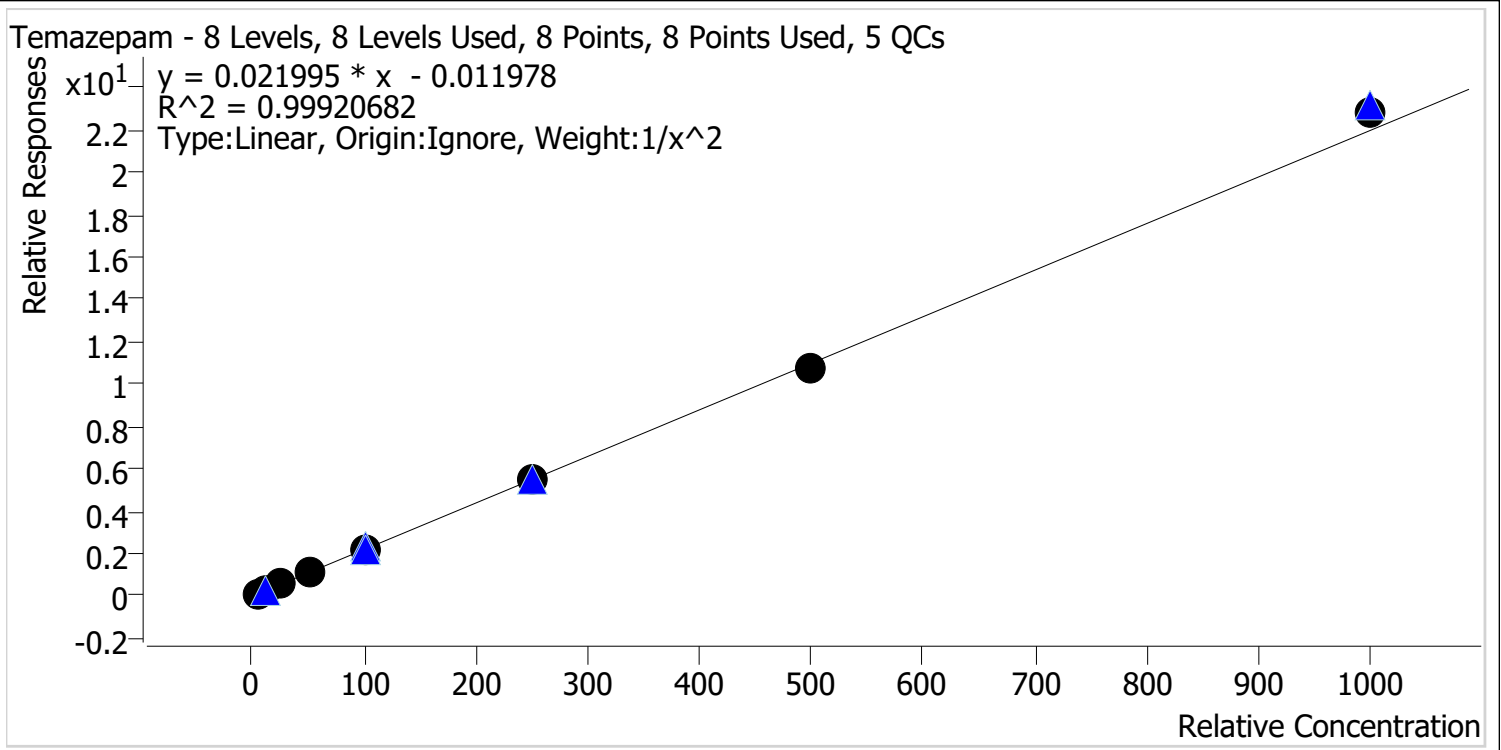


Sample	Level	Enabled	Expected Concentration	Final Concentration	Accuracy
cal 1 mdq	1	✓	5.0	5.1	101.6
cal 2 mdq	2	✓	10.0	9.7	97.4
cal 3 mdq	3	✓	25.0	23.8	95.3
cal 4 mdq	4	✓	50.0	52.3	104.6
cal 5 mdq	5	✓	100.0	105.8	105.8
cal 6 mdq	6	✓	250.0	237.9	95.1
cal 7 mdqr	7	✓	500.0	505.3	101.1
cal 8 mdq	8	✓	1000.0	990.2	99.0

Compound Calibration Report

Byylee

Batch results D:\MassHunter\Data\2021\am 27-28\051321\QuantResults\mdq.batch.bin
Last Cal. Update 5/17/2021 11:31 AM
Analyst Name ISP\datastor
Analyte Temazepam **Internal Standard** Temazepam-D5



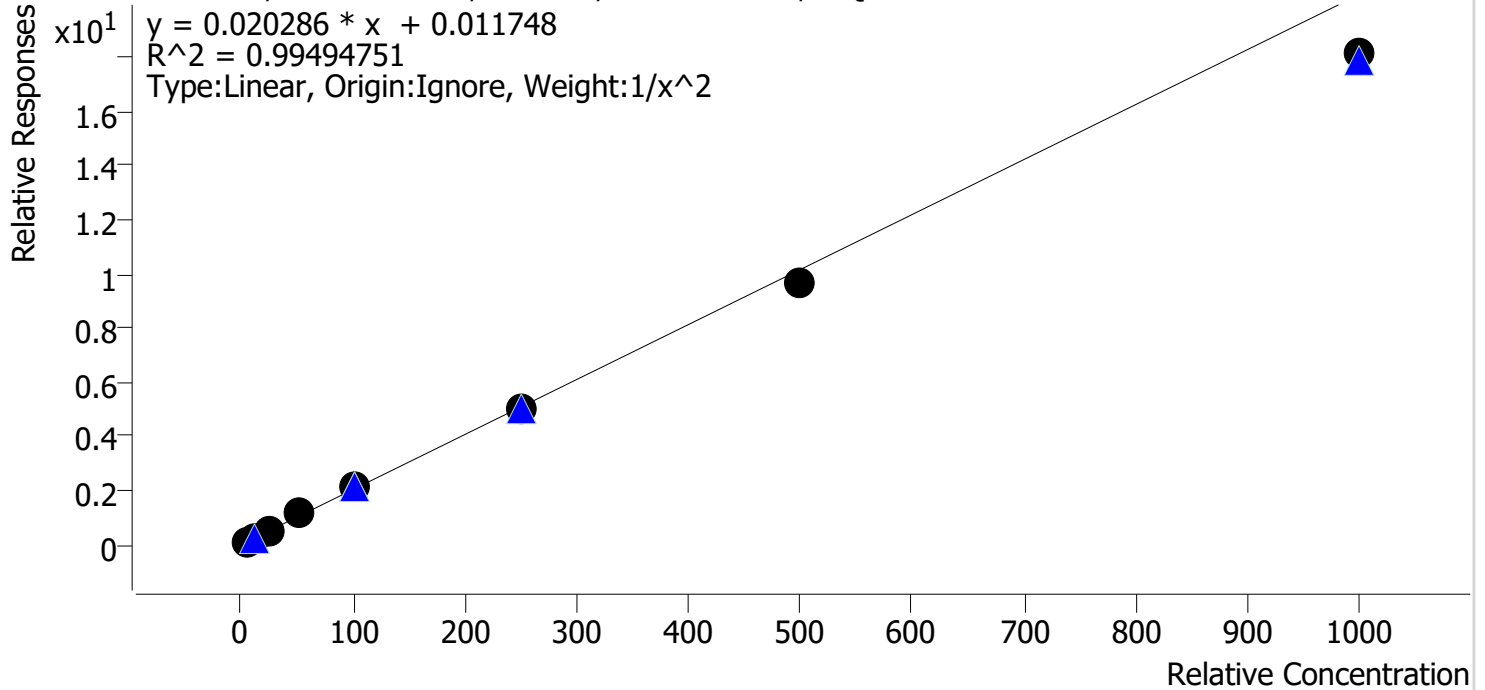
Sample	Level	Enabled	Expected Concentration	Final Concentration	Accuracy
cal 1 mdq	1	✓	5.0	5.1	102.0
cal 2 mdq	2	✓	10.0	9.7	96.6
cal 3 mdq	3	✓	25.0	24.4	97.7
cal 4 mdq	4	✓	50.0	50.5	100.9
cal 5 mdq	5	✓	100.0	101.7	101.7
cal 6 mdq	6	✓	250.0	247.7	99.1
cal 7 mdqr	7	✓	500.0	491.6	98.3
cal 8 mdq	8	✓	1000.0	1036.7	103.7

Compound Calibration Report

Byylee

Batch results D:\MassHunter\Data\2021\am 27-28\051321\QuantResults\mdq.batch.bin
Last Cal. Update 5/17/2021 11:31 AM
Analyst Name ISP\datastor
Analyte Tramadol **Internal Standard** **Tramadol-13C-D3**

Tramadol - 8 Levels, 8 Levels Used, 8 Points, 8 Points Used, 5 QCs



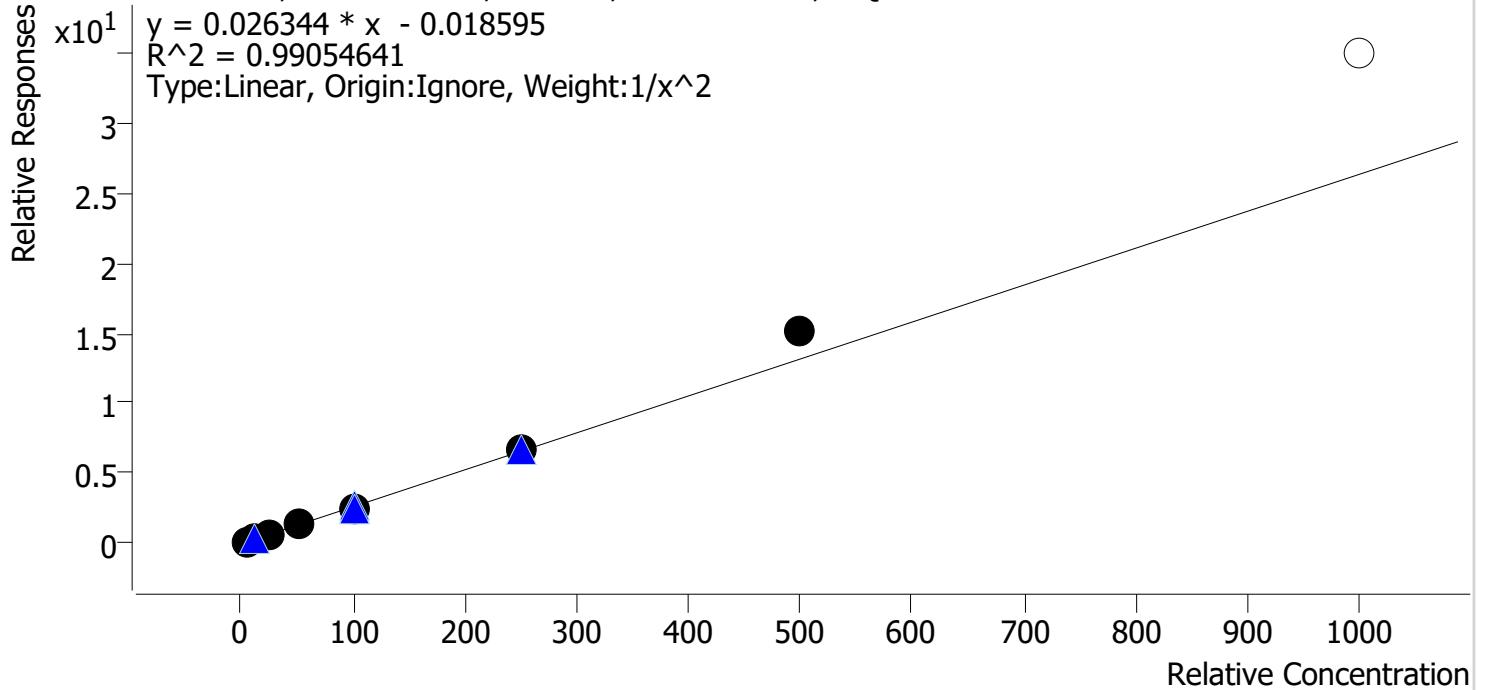
Sample	Level	Enabled	Expected Concentration	Final Concentration	Accuracy
cal 1 mdq	1	✓	5.0	4.9	98.3
cal 2 mdq	2	✓	10.0	10.0	100.5
cal 3 mdq	3	✓	25.0	25.4	101.7
cal 4 mdq	4	✓	50.0	55.1	110.2
cal 5 mdq	5	✓	100.0	104.8	104.8
cal 6 mdq	6	✓	250.0	248.9	99.6
cal 7 mdqr	7	✓	500.0	478.4	95.7
cal 8 mdq	8	✓	1000.0	892.8	89.3

Compound Calibration Report

Byylee

Batch results D:\MassHunter\Data\2021\am 27-28\051321\QuantResults\mdq.batch.bin
Last Cal. Update 5/17/2021 11:31 AM
Analyst Name ISP\datastor
Analyte Trazodone **Internal Standard** Trazodone-D6

Trazodone - 8 Levels, 7 Levels Used, 8 Points, 7 Points Used, 5 QCs



Sample	Level	Enabled	Expected Concentration	Final Concentration	Accuracy
cal 1 mdq	1	✓	5.0	5.2	104.8
cal 2 mdq	2	✓	10.0	9.5	94.8
cal 3 mdq	3	✓	25.0	22.5	89.9
cal 4 mdq	4	✓	50.0	48.9	97.9
cal 5 mdq	5	✓	100.0	95.5	95.5
cal 6 mdq	6	✓	250.0	254.5	101.8
cal 7 mdqr	7	✓	500.0	575.8	115.2
cal 8 mdq	8	✗	1000.0	1327.1	132.7

cal 8 dropped outside accuracy requirement

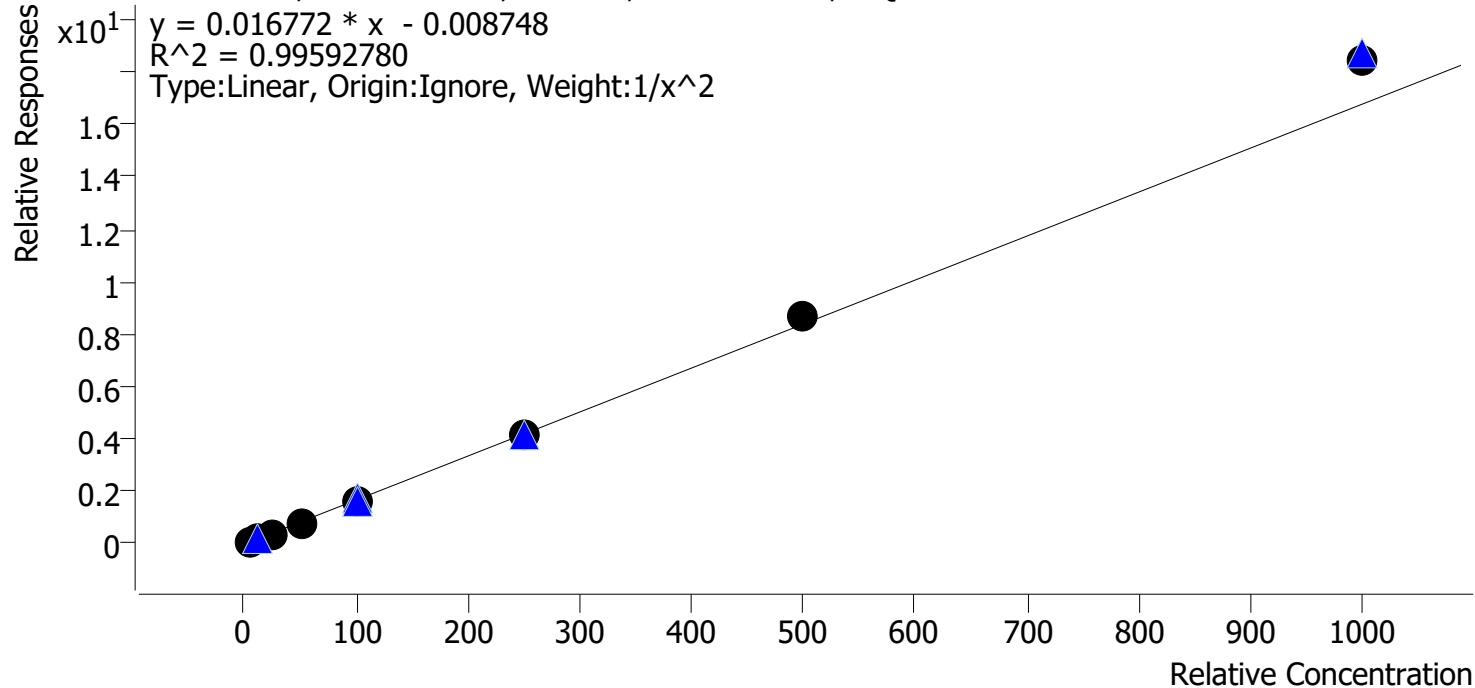
Compound Calibration Report

B. Wylee

Batch results D:\MassHunter\Data\2021\am 27-28\051321\QuantResults\mdq.batch.bin
Last Cal. Update 5/17/2021 11:31 AM
Analyst Name ISP\datastor
Analyte Venlafaxine

Internal Standard Venlafaxine-D6

Venlafaxine - 8 Levels, 8 Levels Used, 8 Points, 8 Points Used, 5 QCs



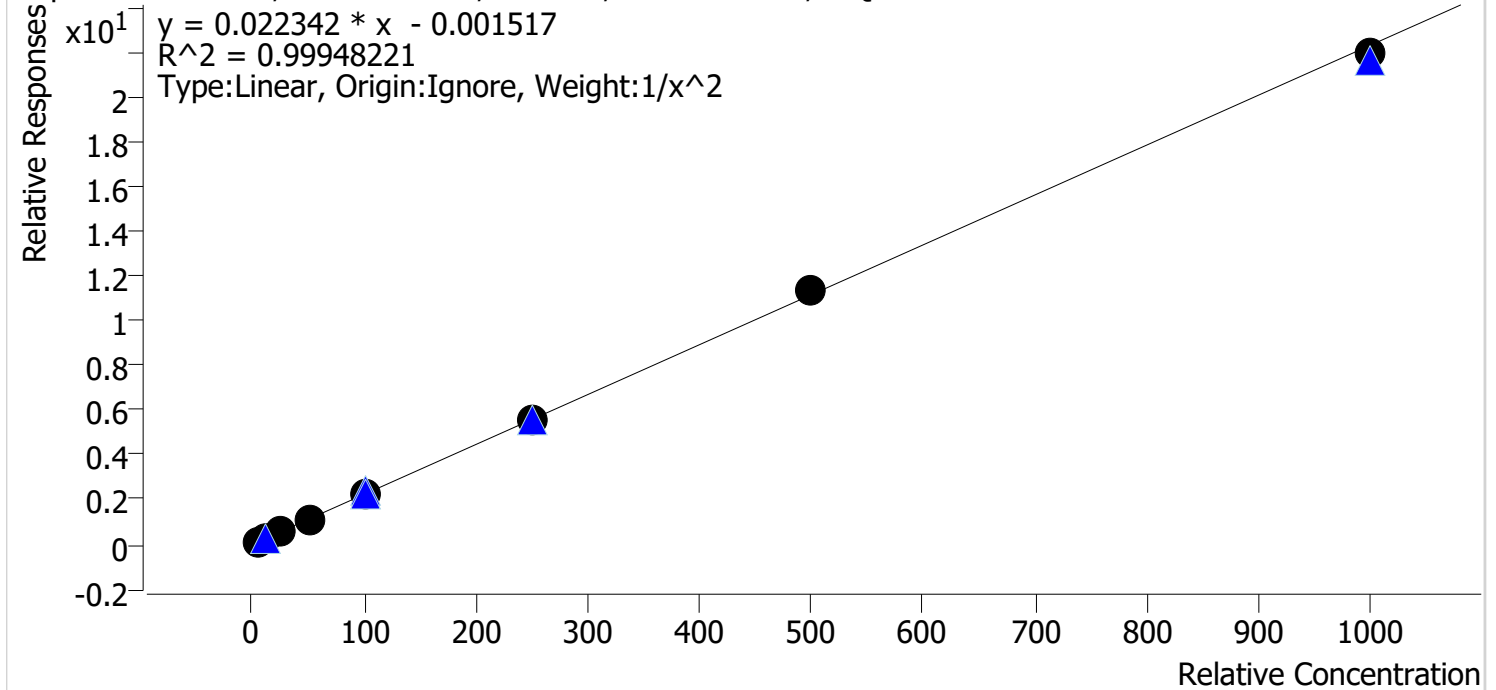
Sample	Level	Enabled	Expected Concentration	Final Concentration	Accuracy
cal 1 mdq	1	✓	5.0	5.2	103.6
cal 2 mdq	2	✓	10.0	9.6	96.3
cal 3 mdq	3	✓	25.0	23.2	92.7
cal 4 mdq	4	✓	50.0	48.9	97.7
cal 5 mdq	5	✓	100.0	97.6	97.6
cal 6 mdq	6	✓	250.0	244.8	97.9
cal 7 mdqr	7	✓	500.0	520.4	104.1
cal 8 mdq	8	✓	1000.0	1101.5	110.2

Compound Calibration Report

Boyle

Batch results D:\MassHunter\Data\2021\am 27-28\051321\QuantResults\mdq.batch.bin
Last Cal. Update 5/17/2021 11:31 AM
Analyst Name ISP\datastor
Analyte Zolpidem **Internal Standard** Zolpidem-D6

Zolpidem - 8 Levels, 8 Levels Used, 8 Points, 8 Points Used, 5 QCs



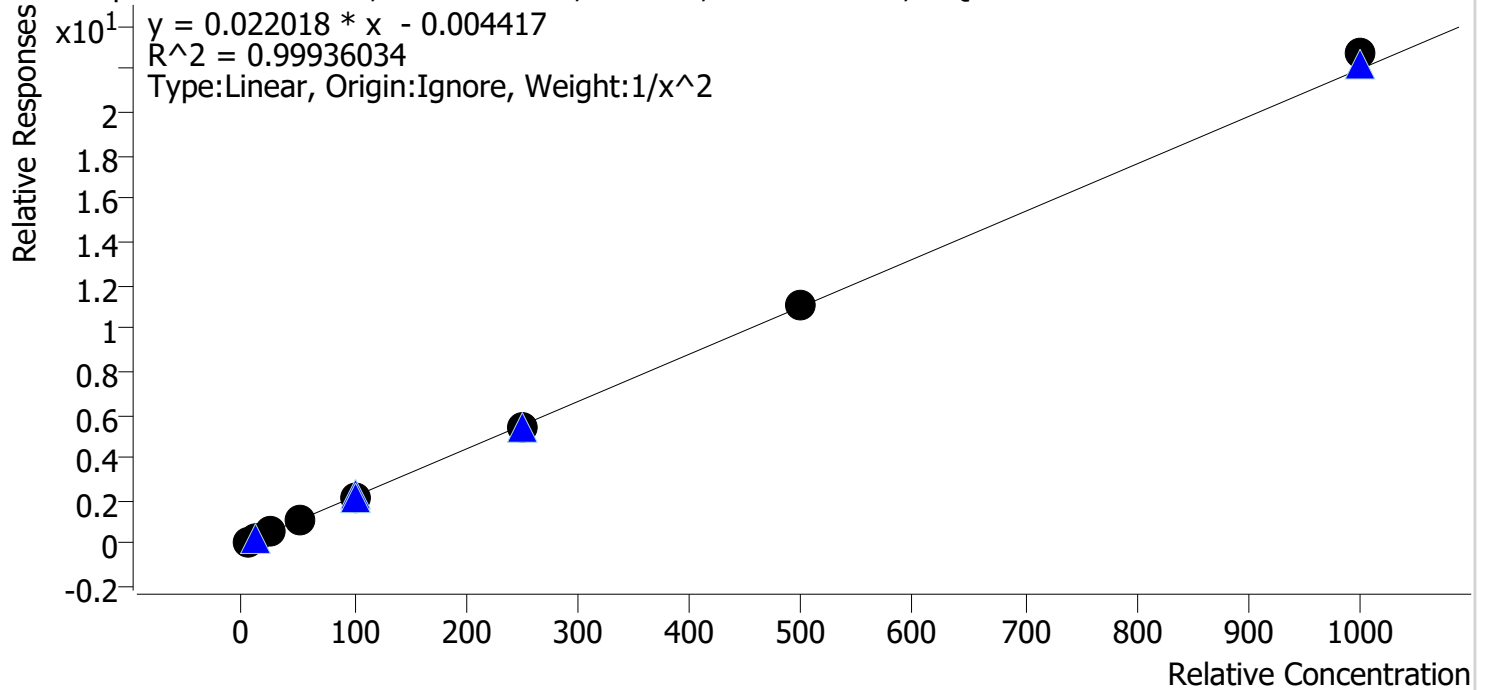
Sample	Level	Enabled	Expected Concentration	Final Concentration	Accuracy
cal 1 mdq	1	✓	5.0	5.1	101.1
cal 2 mdq	2	✓	10.0	9.8	97.7
cal 3 mdq	3	✓	25.0	24.6	98.5
cal 4 mdq	4	✓	50.0	51.7	103.5
cal 5 mdq	5	✓	100.0	99.8	99.8
cal 6 mdq	6	✓	250.0	248.1	99.3
cal 7 mdqr	7	✓	500.0	508.9	101.8
cal 8 mdq	8	✓	1000.0	983.4	98.3

Compound Calibration Report

Boyle

Batch results D:\MassHunter\Data\2021\am 27-28\051321\QuantResults\mdq.batch.bin
Last Cal. Update 5/17/2021 11:31 AM
Analyst Name ISP\datastor
Analyte Pseudoephedrine **Internal Standard** Pseudoephedrine-D3

Pseudoephedrine - 8 Levels, 8 Levels Used, 8 Points, 8 Points Used, 5 QCs

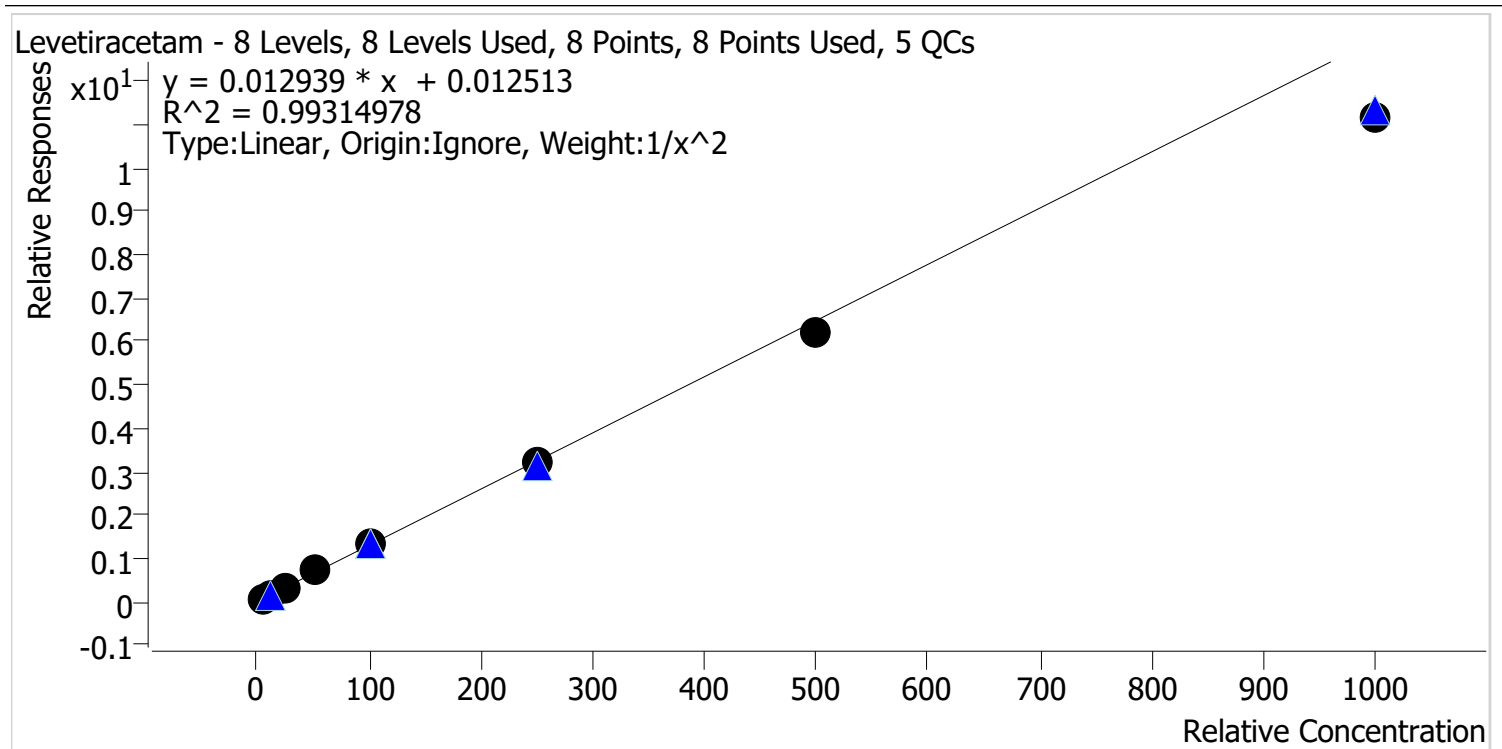


Sample	Level	Enabled	Expected Concentration	Final Concentration	Accuracy
cal 1 mdq	1	✓	5.0	5.1	101.5
cal 2 mdq	2	✓	10.0	9.8	98.1
cal 3 mdq	3	✓	25.0	24.1	96.6
cal 4 mdq	4	✓	50.0	50.8	101.7
cal 5 mdq	5	✓	100.0	99.0	99.0
cal 6 mdq	6	✓	250.0	247.7	99.1
cal 7 mdqr	7	✓	500.0	504.4	100.9
cal 8 mdq	8	✓	1000.0	1032.6	103.3

Compound Calibration Report

Byylee

Batch results D:\MassHunter\Data\2021\am 27-28\051321\QuantResults\mdq.batch.bin
Last Cal. Update 5/17/2021 11:31 AM
Analyst Name ISP\datastor
Analyte Levetiracetam **Internal Standard** Amphetamine-D11



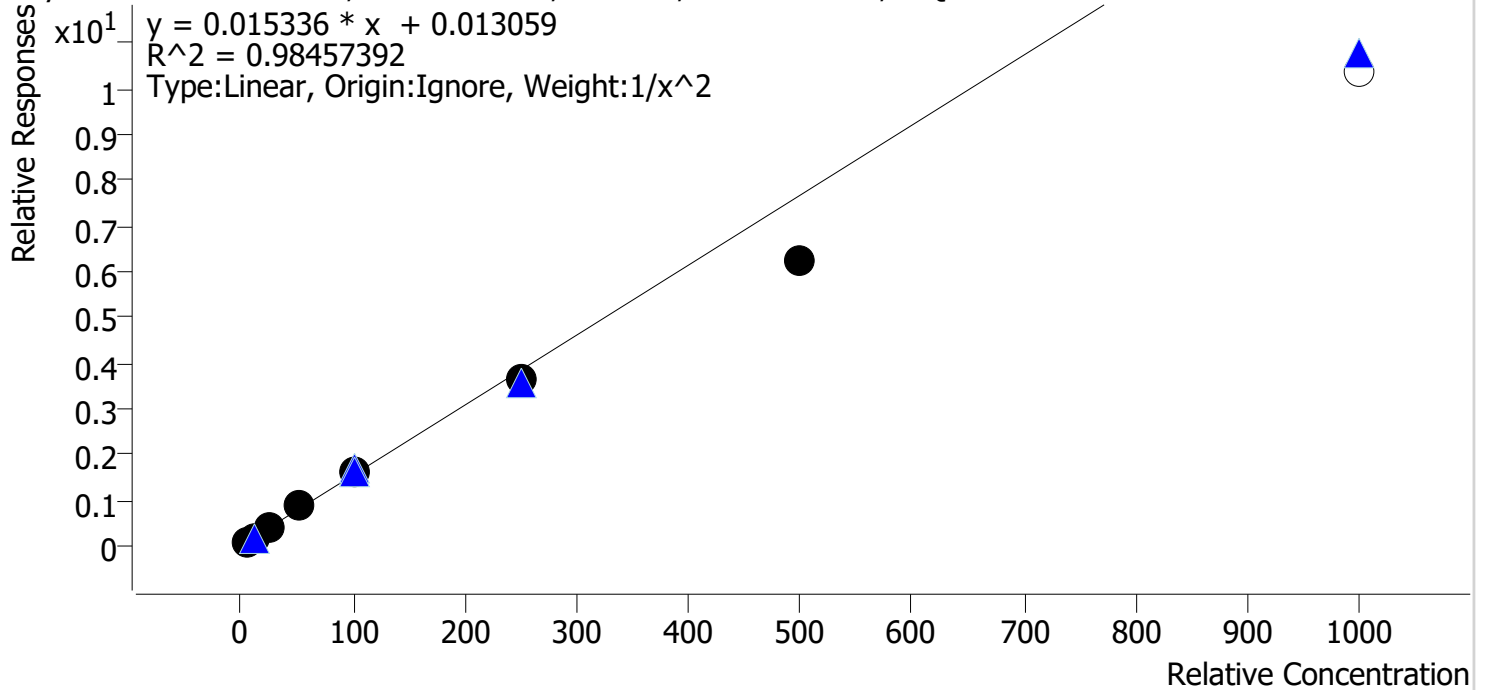
Sample	Level	Enabled	Expected Concentration	Final Concentration	Accuracy
cal 1 mdq	1	✓	5.0	4.8	96.7
cal 2 mdq	2	✓	10.0	10.3	103.1
cal 3 mdq	3	✓	25.0	25.8	103.0
cal 4 mdq	4	✓	50.0	54.9	109.9
cal 5 mdq	5	✓	100.0	105.4	105.4
cal 6 mdq	6	✓	250.0	250.6	100.2
cal 7 mdqr	7	✓	500.0	475.9	95.2
cal 8 mdq	8	✓	1000.0	864.5	86.4

Compound Calibration Report

Byylee

Batch results D:\MassHunter\Data\2021\am 27-28\051321\QuantResults\mdq.batch.bin
Last Cal. Update 5/17/2021 11:31 AM
Analyst Name ISP\datastor
Analyte Dihydrocodeine **Internal Standard** Dihydrocodeine-D6

Dihydrocodeine - 8 Levels, 7 Levels Used, 8 Points, 7 Points Used, 5 QCs



Sample	Level	Enabled	Expected Concentration	Final Concentration	Accuracy
cal 1 mdq	1	✓	5.0	4.8	95.6
cal 2 mdq	2	✓	10.0	10.3	103.4
cal 3 mdq	3	✓	25.0	26.7	106.8
cal 4 mdq	4	✓	50.0	56.9	113.7
cal 5 mdq	5	✓	100.0	104.9	104.9
cal 6 mdq	6	✓	250.0	235.8	94.3
cal 7 mdqr	7	✓	500.0	406.4	81.3
cal 8 mdq	8	x	1000.0	676.8	67.7

Cal 8 dropped outside accuracy requirement.

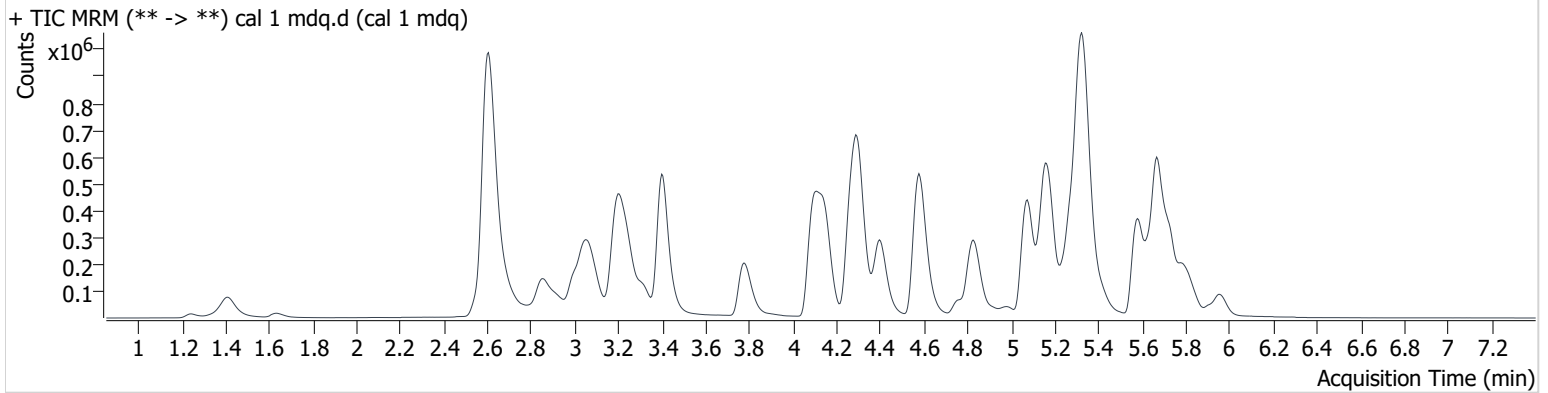
AM #28 Multi-Drug Quant. Results

B. Wylie

Batch results D:\MassHunter\Data\2021\am 27-28\051321\QuantResults\mdq.batch.bin
Calibration Last Update 5/17/2021 11:31:18 AM

Instrument	69679	Data File	cal 1 mdq.d
Type	Cal	Sample	cal 1 mdq
Acq. Method	mdqp1 1-21-21long.m	Operator	Britany Wylie
Sample Position	P2-A1	Comment	
Injection Volume	3		
Acq. Date-Time	5/13/2021 11:37:15 AM		

Sample Chromatogram



Name	RT	Resp.	S/N	Ratio	S/N	ISTD Resp.	Final Conc.
6-MAM	3.186	1900	22894.4	146.9	11618.0	99619	0.518 ng/ml
7-aminoclonazepam	4.323	19503	14071.2	72.1	7188.1	147892	4.982 ng/ml
a-hydroxyalprazolam	5.722	1874	∞	51.8	797.3	200096	4.905 ng/ml
alpha-PHP	4.981	82618	74793.6	39.7	2041.3	1027331	5.090 ng/ml
alpha-PVP	4.413	105855	38037.8	52.0	4771.7	880081	5.099 ng/ml
Alprazolam	5.791	34717	∞	88.9	∞	258288	5.049 ng/ml
Amphetamine	3.088	175689	10376.3	44.6	2794.1	607374	4.872 ng/ml
Benzoylcegonine	3.921	1806	∞	16.0	930.5	12995	5.020 ng/ml
Buprenorphine	5.975	1381	∞	27.5 High	3998.9	112791	0.426 ng/ml
Bupropion	4.847	109951	94407.2	64.8	6624.5	1027331	5.116 ng/ml
Carisoprodol	5.746	27426	53584.6	59.0	484.8	204945	5.054 ng/ml
Citalopram	5.258	81467	2662.7	40.1	1331062.5	706991	5.044 ng/ml
Clonazepam	5.639	3640	5460.2	34.9	7205.2	12763	4.950 ng/ml
Clonazepam	5.586	7343	11307.9	41.8	8220.9	258288	5.123 ng/ml
Cocaine	4.302	80764	8981193.8	46.2	46496.1	1343368	5.028 ng/ml
Codeine	2.649	14485	∞	83.8	25492.0	121937	5.127 ng/ml
Cyclobenzaprine	5.647	81688	1333206.0	10.7	∞	569884	5.023 ng/ml
Dextromethorphan	5.297	61774	94482.6	76.6	55985.6	562781	5.019 ng/ml
Dextrophan	4.154	76314	∞	45.0	338343.4	828273	5.057 ng/ml
Diazepam	5.968	21023	∞	89.7	∞	200096	5.005 ng/ml
Dihydrocodeine	2.597	31817	769.4	57.7	27.2	368357	4.781 ng/ml
Diphenhydramine	5.329	261451	46609.4	30.6	∞	2581630	5.125 ng/ml
Doxylamine	4.592	240226	734594.5	80.4	∞	1883823	5.055 ng/ml
EDDP	5.286	76553	∞	43.5	∞	725235	5.065 ng/ml
Etizolam	5.831	17732	17285.4	24.0	13730.4	147892	5.288 ng/ml
Fentanyl	5.185	7872	∞	129.8	14591.8	719882	0.510 ng/ml
Flualprazolam	5.727	15962	∞	102.1	∞	258288	4.999 ng/ml
Fluoxetine	5.728	69693	58172.4	7.7	3802.4	529807	5.023 ng/ml
Hydrocodone	3.080	37932	594134312418 09.5	33.2	2918.0	819994	4.960 ng/ml
Hydromorphone	1.633	38820	1533.6	71.8	2077.5	15916	4.927 ng/ml
Ketamine	4.134	72454	18001.3	38.8	644.2	715992	4.847 ng/ml
Lamotrigine	4.350	7399	∞	85.2	∞	641336	4.820 ng/ml

AM #28 Multi-Drug Quant. Results

Byylee

Name	RT	Resp.	S/N	Ratio	S/N	ISTD Resp.	Final Conc.
Levetiracetam	2.692	45591	1239.8	224.0	2755.0	607374	4.834 ng/ml
Lorazepam	5.764	1416	∞	45.8	∞	12336	5.421 ng/ml
MDA	3.230	98942	2749.9	26.1	239.6	641336	4.794 ng/ml
MDMA	3.323	76837	29239.0	95.8	1957.9	166761	5.070 ng/ml
Meprobamate	4.956	10361	22761.4	26.4	241.8	70318	4.774 ng/ml
Methadone	5.676	138477	5862.4	52.0	1826.5	1338011	5.174 ng/ml
Methamphetamine	3.252	97247	∞	237.3	1282.3	1298865	4.733 ng/ml
Metoprolol	4.354	23702	∞	99.9	∞	3852848	4.832 ng/ml
Mirtazapine	4.758	161672	156104.4	48.1	∞	1338011	5.146 ng/ml
Mitragynine	5.325	31342	94132.1	31.1	148958.7	529807	5.354 ng/ml
Morphine	1.251	6301	∞	17.4	19241.1	15916	5.008 ng/ml
Norbuprenorphine	5.029	217	∞	68.4	19.2	16185	0.496 ng/ml
Nordiazepam	5.907	4254	∞	65.3	∞	30690	5.060 ng/ml
Norfentanyl	4.114	5142	322.3	31.7	∞	1257186	0.482 ng/ml
Norhydrocodone	3.101	969	∞	361.9	∞	161431	5.402 ng/ml
Noroxycodone	2.946	27490	1289.9	45.1	∞	200754	4.995 ng/ml
O-desmethyl-tramadol	3.404	182161	∞	6.0	2951.1	1776020	5.040 ng/ml
Oxazepam	5.787	1449	92.2			12336	5.177 ng/ml
Oxycodone	2.884	74262	76922.4	29.1	∞	621043	4.966 ng/ml
Oxymorphone	1.414	50203	∞	43.6	∞	396923	4.958 ng/ml
Phentermine	3.811	32546	126.5	10.0	113.2	785449	4.832 ng/ml
Promethazine	5.578	105970	∞	40.8	970.7	1062462	5.153 ng/ml
Pseudoephedrine	2.615	413555	17526.4	25.0	5907.8	3852848	5.076 ng/ml
Quetiapine	5.638	117139	222211.1	60.0	70054.3	335439	4.804 ng/ml
Sertraline	5.791	21218	111866.8	95.5	16096.7	179647	5.079 ng/ml
Temazepam	5.838	15773	448.4	30.7	35.0	157393	5.101 ng/ml
Tramadol	4.277	174289	29726.1	3.5	285.3	1564340	4.913 ng/ml
Trazodone	5.414	105087	∞	75.2	∞	879413	5.242 ng/ml
Venlafaxine	5.073	129050	194056.1	39.7	709.3	1651566	5.181 ng/ml
Zolpidem	5.176	172766	190613.3	30.7	∞	1550519	5.055 ng/ml

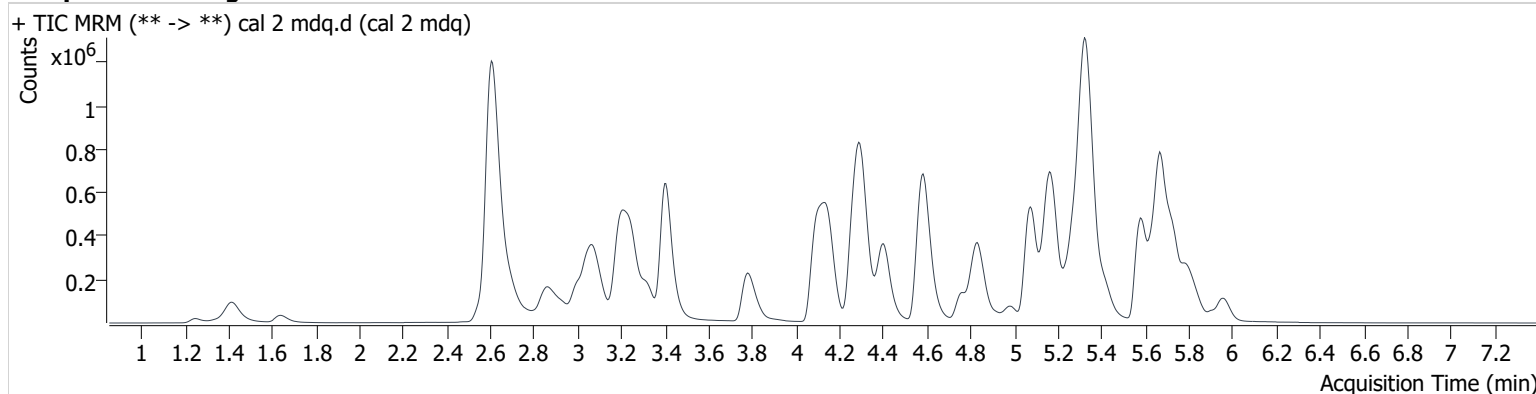
AM #28 Multi-Drug Quant. Results

B. Wylie

Batch results D:\MassHunter\Data\2021\am 27-28\051321\QuantResults\mdq.batch.bin
Calibration Last Update 5/17/2021 11:31:18 AM

Instrument	69679	Data File	cal 2 mdq.d
Type	Cal	Sample	cal 2 mdq
Acq. Method	mdqp1 1-21-21long.m	Operator	Britany Wylie
Sample Position	P2-B1	Comment	
Injection Volume	3		
Acq. Date-Time	5/13/2021 11:46:17 AM		

Sample Chromatogram



Name	RT	Resp.	S/N	Ratio	S/N	ISTD Resp.	Final Conc.
6-MAM	3.186	3656	12886.6	154.3	∞	109440	0.917 ng/ml
7-aminoclonazepam	4.323	46871	11498.7	74.2	137526.7	172857	10.191 ng/ml
a-hydroxyalprazolam	5.717	3922	1839.6	61.3	9671.6	235729	9.827 ng/ml
alpha-PHP	4.987	173979	15088.0	40.1	2927.5	1164864	9.545 ng/ml
alpha-PVP	4.413	228328	82481.6	52.8	117257.4	988134	9.727 ng/ml
Alprazolam	5.796	76953	6871.9	85.6	3848.8	287359	9.884 ng/ml
Amphetamine	3.088	359723	5741.4	45.2	4068.6	656281	10.254 ng/ml
Benzoylcegonine	3.921	3992	12980.0	15.0	4065.3	14467	10.039 ng/ml
Buprenorphine	5.980	3309	1563.0	14.9	900.5	127094	0.996 ng/ml
Bupropion	4.852	241832	27274.4	65.7	2775.5	1164864	9.723 ng/ml
Carisoprodol	5.746	59412	121456.7	58.9	1805.0	232883	9.759 ng/ml
Citalopram	5.258	176115	19627.2	41.0	629085.7	790155	9.900 ng/ml
Clonazepam	5.639	8013	∞	31.7	15558.5	14449	9.980 ng/ml
Clonazepam	5.586	16655	21920.0	42.0	29592.0	287359	9.689 ng/ml
Cocaine	4.302	175235	∞	46.2	∞	1487310	9.890 ng/ml
Codeine	2.649	29881	47892.7	88.0	∞	134932	9.775 ng/ml
Cyclobenzaprine	5.652	191657	144499.9	9.6	9418.5	676194	9.956 ng/ml
Dextromethorphan	5.302	137865	7016.5	74.5	520547127.0	639631	9.923 ng/ml
Dextrorphan	4.154	167170	838863.4	45.0	168794.3	927201	9.850 ng/ml
Diazepam	5.968	50129	3313.0	86.0	∞	235729	10.028 ng/ml
Dihydrocodeine	2.597	70126	236.8	55.7	1345.2	408431	10.344 ng/ml
Diphenhydramine	5.329	569987	36807.4	30.9	7637.6	2874717	9.672 ng/ml
Doxylamine	4.597	527897	∞	81.5	79931.2	2102474	9.886 ng/ml
EDDP	5.291	163782	104965.0	42.9	130354.2	801528	9.869 ng/ml
Etizolam	5.836	38229	∞	23.2	∞	172857	9.351 ng/ml
Fentanyl	5.196	17287	2220.0	128.9	38920.8	829284	0.969 ng/ml
Flualprazolam	5.727	35415	∞	94.3	∞	287359	10.018 ng/ml
Fluoxetine	5.728	162451	130543.1	7.6	72809.2	637039	9.838 ng/ml
Hydrocodone	3.080	79533	2054.5	35.4	304523564.5942.0	905774	9.851 ng/ml
Hydromorphone	1.638	83717	7115.0	62.8	20812.6	16898	10.465 ng/ml
Ketamine	4.134	157729	95710.7	38.5	987.2	797902	10.249 ng/ml
Lamotrigine	4.350	15985	∞	84.3	∞	677181	10.294 ng/ml

cal 2 mdq

Generated at 11:31 AM on 5/17/2021

AM #28 Multi-Drug Quant. Results

BWylee

Name	RT	Resp.	S/N	Ratio	S/N	ISTD Resp.	Final Conc.
Levetiracetam	2.697	95777	3650.6	218.3	3825.5	656281	10.312 ng/ml
Lorazepam	5.764	2280	270.1	45.4	43.3	13544	8.128 ng/ml
MDA	3.235	206686	7311.9	26.3	8630.5	677181	10.373 ng/ml
MDMA	3.328	163919	7498.5	97.7	5899.8	184733	9.853 ng/ml
Meprobamate	4.951	22334	38995.7	30.5	75476.6	78372	10.287 ng/ml
Methadone	5.676	297972	9834.3	54.0	∞	1523057	9.562 ng/ml
Methamphetamine	3.257	182294	∞	253.4	∞	1419581	10.541 ng/ml
Metoprolol	4.354	50723	32115.3	95.7	∞	4215961	10.085 ng/ml
Mirtazapine	4.758	361859	1654839.7	48.0	∞	1523057	9.803 ng/ml
Mitragynine	5.319	70521	∞	31.9	71852.7	637039	9.170 ng/ml
Morphine	1.251	13136	13733.0	17.4	608.5	16898	9.852 ng/ml
Norbuprenorphine	5.029	275	1244.0	80.3	555.7	17752	0.614 ng/ml
Nordiazepam	5.912	9270	∞	59.1	7290.6	35337	9.663 ng/ml
Norfentanyl	4.109	10886	1701.9	34.1	16881.3	1368346	1.023 ng/ml
Norhydrocodone	3.101	1903	∞	414.9	∞	171984	9.058 ng/ml
Noroxycodone	2.946	56435	1198.8	44.1	∞	209018	9.981 ng/ml
O-desmethyl-tramadol	3.409	396167	392430.4	6.1	13665.4	1967374	9.895 ng/ml
Oxazepam	5.776	3304	1223.4	68.2	57.2	13544	9.831 ng/ml
Oxycodone	2.884	156203	∞	29.3	∞	649221	10.015 ng/ml
Oxymorphone	1.419	103802	∞	43.7	8252.7	420982	10.014 ng/ml
Phentermine	3.816	70786	1040.5	9.2	302.1	864936	10.250 ng/ml
Promethazine	5.578	242211	985230.1	39.6	4153.1	1290580	9.547 ng/ml
Pseudoephedrine	2.615	892137	12312.3	25.0	7933.1	4215961	9.811 ng/ml
Quetiapine	5.638	252259	∞	62.6	339974.5	371387	10.315 ng/ml
Sertraline	5.796	49464	∞	95.1	∞	217932	9.739 ng/ml
Temazepam	5.838	34637	1347.7	32.5	224.9	172825	9.656 ng/ml
Tramadol	4.277	380632	14243.5	3.5	∞	1765660	10.048 ng/ml
Trazodone	5.414	230059	251719.4	78.3	1397917.3	994778	9.485 ng/ml
Venlafaxine	5.078	279245	1252157.0	40.6	2052.1	1827744	9.631 ng/ml
Zolpidem	5.176	374340	596815.2	31.6	∞	1726595	9.772 ng/ml

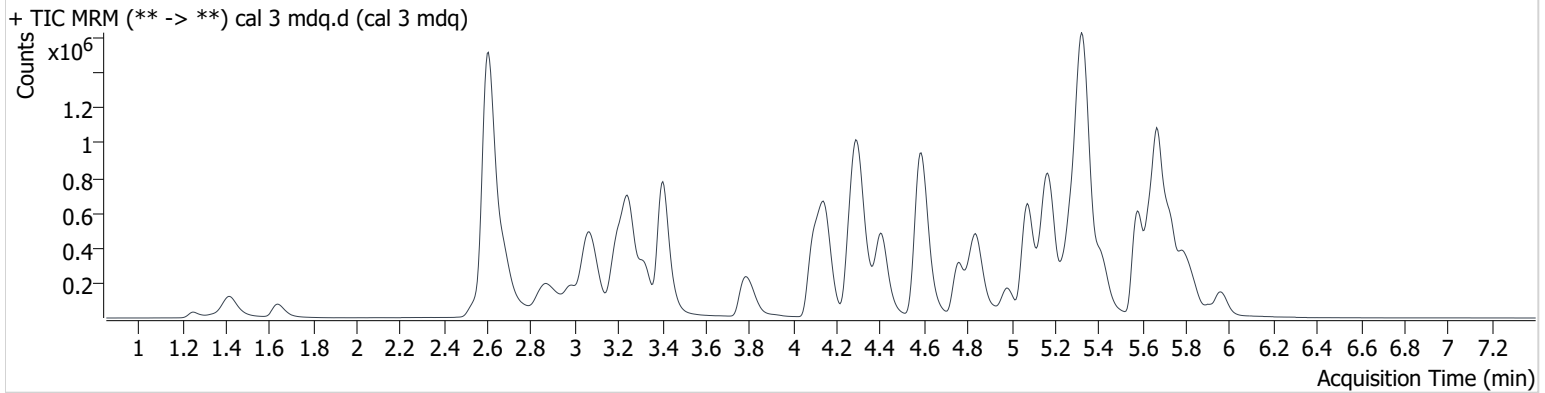
AM #28 Multi-Drug Quant. Results

Bylye

Batch results D:\MassHunter\Data\2021\am 27-28\051321\QuantResults\mdq.batch.bin
Calibration Last Update 5/17/2021 11:31:18 AM

Instrument	69679	Data File	cal 3 mdq.d
Type	Cal	Sample	cal 3 mdq
Acq. Method	mdqp1 1-21-21long.m	Operator	Britany Wylie
Sample Position	P2-C1	Comment	
Injection Volume	3		
Acq. Date-Time	5/13/2021 11:55:18 AM		

Sample Chromatogram



Name	RT	Resp.	S/N	Ratio	S/N	ISTD Resp.	Final Conc.
6-MAM	3.176	9249	33996.6	140.4	∞	102486	2.499 ng/ml
7-aminoclonazepam	4.323	109910	190253.4	72.0	142248.7	171694	23.991 ng/ml
a-hydroxyalprazolam	5.717	9399	∞	44.8	17988.5	220604	27.397 ng/ml
alpha-PHP	4.981	425165	11573578.3	39.8	10045.8	1101724	24.833 ng/ml
alpha-PVP	4.413	538771	74424.5	52.8	245452.7	941133	23.987 ng/ml
Alprazolam	5.796	180698	3652.8	85.6	1677.7	274155	24.068 ng/ml
Amphetamine	3.073	801380	3690.1	45.2	9794.6	617689	25.835 ng/ml
Benzoylecgonine	3.926	8939	29714.7	14.7	3310.0	13736	23.776 ng/ml
Buprenorphine	5.969	7883	461193.7	18.0	10070.9	130597	2.417 ng/ml
Bupropion	4.847	565775	222757.3	67.5	19207.5	1101724	23.734 ng/ml
Carisoprodol	5.746	137681	1043931.3	57.0	1443.8	218381	24.320 ng/ml
Citalopram	5.258	408006	18459.4	41.7	192901.4	756422	24.178 ng/ml
Clonazepam	5.639	17349	25732.5	31.9	∞	12653	25.230 ng/ml
Clonazepam	5.586	40160	217889.1	38.3	10568.3	274155	23.379 ng/ml
Cocaine	4.302	413974	273493.8	46.4	406845.4	1429274	24.367 ng/ml
Codeine	2.639	66257	88362.1	88.9	23864.3	126941	23.379 ng/ml
Cyclobenzaprine	5.652	450464	329564.8	10.3	4799.0	651311	24.327 ng/ml
Dextromethorphan	5.297	319304	49987.1	74.5	597540.9	608016	24.278 ng/ml
Dextrophan	4.154	392198	∞	45.6	∞	883962	24.168 ng/ml
Diazepam	5.968	114793	11501.3	87.8	5873.5	220604	24.395 ng/ml
Dihydrocodeine	2.582	165111	2016.9	56.1	1983.4	390865	26.692 ng/ml
Diphenhydramine	5.329	1347285	41172.2	29.8	326451.6	2712874	23.659 ng/ml
Doxylamine	4.592	1226210	40562.7	81.5	∞	2020786	23.793 ng/ml
EDDP	5.291	367968	∞	43.7	336611.2	745814	23.925 ng/ml
Etizolam	5.836	91317	∞	24.2	182377.0	171694	21.818 ng/ml
Fentanyl	5.190	40756	123562.6	133.3	235870.0	792612	2.387 ng/ml
Flualprazolam	5.732	80266	8645.4	101.1	14785.4	274155	23.865 ng/ml
Fluoxetine	5.728	369957	1724739.3	7.3	113471.8	576128	24.936 ng/ml
Hydrocodone	3.074	186244	∞	35.4	∞	837781	25.683 ng/ml
Hydromorphone	1.638	180841	2825.2	76.9	5100.8	16501	23.687 ng/ml
Ketamine	4.134	359192	31749.0	39.1	13578.8	759261	25.667 ng/ml
Lamotrigine	4.350	36806	67499.3	85.1	304726.8	637143	25.787 ng/ml
Levetiracetam	2.681	213598	4062.8	222.4	∞	617689	25.759 ng/ml

AM #28 Multi-Drug Quant. Results

Byylee

Name	RT	Resp.	S/N	Ratio	S/N	ISTD Resp.	Final Conc.
Lorazepam	5.769	6468	277.4	52.0	407.0	12257	26.280 ng/ml
MDA	3.230	462078	14967.8	25.7	1898.9	637143	25.896 ng/ml
MDMA	3.323	376800	22558.5	98.4	24713.7	177841	23.658 ng/ml
Meprobamate	4.951	51878	97945.1	29.6	∞	73896	26.992 ng/ml
Methadone	5.676	721398	1890440.9	52.8	∞	1485759	23.367 ng/ml
Methamphetamine	3.257	360729	4209.3	246.5	1990.2	1289673	26.953 ng/ml
Metoprolol	4.360	120294	151839.1	94.9	∞	3862713	27.159 ng/ml
Mirtazapine	4.758	840263	270104.2	48.0	∞	1485759	22.881 ng/ml
Mitragynine	5.319	169183	19502.8	31.6	∞	576128	22.713 ng/ml
Morphine	1.256	32321	∞	18.1	135617.9	16501	24.851 ng/ml
Norbuprenorphine	5.040	844	7940.0	56.3 Low	∞	17343	2.471 ng/ml
Nordiazepam	5.912	22822	107355.4	63.1	216714.9	33634	25.148 ng/ml
Norfentanyl	4.114	25779	∞	34.4	∞	1316833	2.650 ng/ml
Norhydrocodone	3.095	4456	∞	419.6	∞	162979	20.800 ng/ml
Noroxycodone	2.941	128145	19028.0	45.8	∞	197328	24.196 ng/ml
O-desmethyl-tramadol	3.409	934863	2631414.8	6.1	13856.3	1894413	24.247 ng/ml
Oxazepam	5.776	8481	∞	69.4	407.4	12257	26.312 ng/ml
Oxycodone	2.878	360497	∞	28.7	∞	603992	24.877 ng/ml
Oxymorphone	1.419	238341	∞	43.3	∞	394671	25.059 ng/ml
Phentermine	3.816	161808	4272.2	9.2	2127.6	813105	25.962 ng/ml
Promethazine	5.578	588873	2130655.6	38.8	191830.7	1244646	23.812 ng/ml
Pseudoephedrine	2.610	2035949	17982.3	25.0	22707.3	3862713	24.139 ng/ml
Quetiapine	5.638	589930	∞	60.8	2092393.9	365443	25.928 ng/ml
Sertraline	5.796	114442	478986.6	95.1	274581.0	205739	23.836 ng/ml
Temazepam	5.838	83398	3004.5	30.3	294.8	158725	24.433 ng/ml
Tramadol	4.282	902391	786418.0	3.5	1922.4	1710201	25.431 ng/ml
Trazodone	5.414	547897	66358.0	76.9	∞	954996	22.484 ng/ml
Venlafaxine	5.073	669554	290161.4	39.9	13287.7	1762865	23.168 ng/ml
Zolpidem	5.176	911468	1104234.6	31.2	381635.9	1660813	24.632 ng/ml

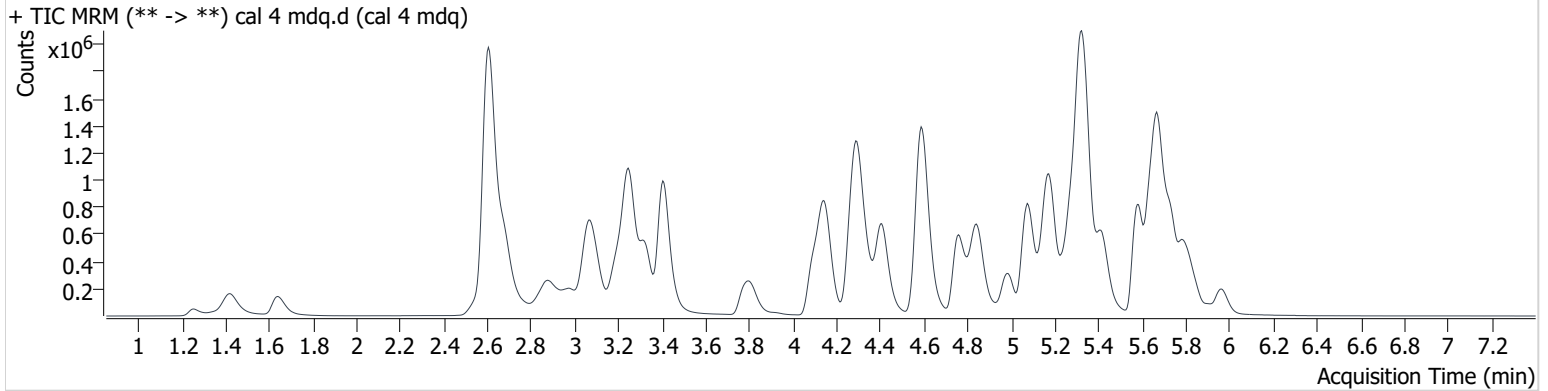
AM #28 Multi-Drug Quant. Results

B. Wylie

Batch results D:\MassHunter\Data\2021\am 27-28\051321\QuantResults\mdq.batch.bin
Calibration Last Update 5/17/2021 11:31:18 AM

Instrument	69679	Data File	cal 4 mdq.d
Type	Cal	Sample	cal 4 mdq
Acq. Method	mdqp1 1-21-21long.m	Operator	Britany Wylie
Sample Position	P2-D1	Comment	
Injection Volume	3		
Acq. Date-Time	5/13/2021 12:04:20 PM		

Sample Chromatogram



Name	RT	Resp.	S/N	Ratio	S/N	ISTD Resp.	Final Conc.
6-MAM	3.186	17717	44662.0	138.5	35254.5	92849	5.299 ng/ml
7-aminoclonazepam	4.323	207130	5593.0	73.0	16501.6	149661	51.810 ng/ml
a-hydroxyalprazolam	5.722	17254	∞	52.9	23558.4	202099	56.335 ng/ml
alpha-PHP	4.987	820889	98536.7	39.6	1446805.6	1003896	52.739 ng/ml
alpha-PVP	4.413	1057707	85590.8	52.1	114882.5	863231	51.256 ng/ml
Alprazolam	5.796	338948	5487.2	86.7	4523.4	237366	51.937 ng/ml
Amphetamine	3.073	1490644	7485.3	45.1	∞	561963	54.015 ng/ml
Benzoylcegonine	3.921	18107	36655.2	17.0	∞	12745	51.992 ng/ml
Buprenorphine	5.975	15704	∞	15.6	2848.0	120172	5.329 ng/ml
Bupropion	4.847	1106249	3416389.2	66.5	19003.9	1003896	50.683 ng/ml
Carisoprodol	5.751	256471	510214.8	56.4	8212.5	186031	53.345 ng/ml
Citalopram	5.258	765504	64316.9	42.0	117997291	672457	51.198 ng/ml
Clonazepam	5.639	33178	∞	32.3	27952.8	11268	54.613 ng/ml
Clonazolam	5.586	76996	∞	38.5	67723.8	237366	50.889 ng/ml
Cocaine	4.302	791062	1574451.0	45.3	1103693.3	1266641	52.586 ng/ml
Codeine	2.639	123849	∞	88.5	∞	109688	50.866 ng/ml
Cyclobenzaprine	5.647	860496	358556.9	9.8	5569.9	584571	51.802 ng/ml
Dextromethorphan	5.302	611103	570061.0	75.2	486187.2	534295	52.959 ng/ml
Dextrorphan	4.154	757154	162093.5	45.1	113619.2	798943	51.566 ng/ml
Diazepam	5.968	221224	10945.5	88.8	2427.2	202099	51.208 ng/ml
Dihydrocodeine	2.577	312287	12387.0	57.2	1221.9	352794	56.866 ng/ml
Diphenhydramine	5.329	2588083	131993.7	30.3	34293.9	2381971	51.313 ng/ml
Doxylamine	4.592	2407261	849507.4	81.0	110435.1	1817223	51.860 ng/ml
EDDP	5.291	739767	405381.1	42.9	841555.5	697964	51.474 ng/ml
Etizolam	5.831	177751	75719.9	23.8	60168.0	149661	48.134 ng/ml
Fentanyl	5.190	81194	∞	128.9	157421.2	717335	5.252 ng/ml
Flualprazolam	5.732	154089	21749.1	96.6	2259.7	237366	52.974 ng/ml
Fluoxetine	5.728	730903	1364576.5	7.5	159515.4	543977	52.293 ng/ml
Hydrocodone	3.075	353119	∞	37.1	∞	752921	54.720 ng/ml
Hydromorphone	1.638	337989	9778.2	73.5	1986.5	14590	50.563 ng/ml
Ketamine	4.134	689231	∞	39.2	7087.0	682950	55.681 ng/ml
Lamotrigine	4.350	67182	4844.7	89.2	∞	549348	55.051 ng/ml

AM #28 Multi-Drug Quant. Results

Byylee

Name	RT	Resp.	S/N	Ratio	S/N	ISTD Resp.	Final Conc.
Levetiracetam	2.681	406404	9539.4	219.9	16417.7	561963	54.926 ng/ml
Lorazepam	5.769	10907	∞	49.7	∞	11083	49.339 ng/ml
MDA	3.230	853196	67882.9	25.7	5795.8	549348	56.493 ng/ml
MDMA	3.328	745493	47728.0	96.7	18570.9	160359	52.024 ng/ml
Meprobamate	4.946	100905	94779.6	29.5	424384.2	69893	56.698 ng/ml
Methadone	5.681	1403021	69179.1	52.7	98973.0	1332225	50.396 ng/ml
Methamphetamine	3.257	662643	7937.4	247.1	5281.9	1210222	56.007 ng/ml
Metoprolol	4.360	223775	∞	96.4	∞	3509363	56.306 ng/ml
Mirtazapine	4.758	1639736	5440908.7	47.5	1404903.6	1332225	49.411 ng/ml
Mitragynine	5.320	331380	∞	30.0	532032.5	543977	46.069 ng/ml
Morphine	1.256	62142	∞	17.5	∞	14590	54.058 ng/ml
Norbuprenorphine	5.024	1468	∞	85.8	7840.5	15016	5.220 ng/ml
Nordiazepam	5.912	44249	∞	61.0	28942.6	31240	52.601 ng/ml
Norfentanyl	4.114	48533	4074.2	35.0	54282.0	1185920	5.638 ng/ml
Norhydrocodone	3.101	9800	∞	372.4	∞	145174	49.782 ng/ml
Noroxycodone	2.946	244880	∞	43.1	∞	168712	54.246 ng/ml
O-desmethyl-tramadol	3.409	1815922	837750.6	6.1	19268.0	1723087	51.780 ng/ml
Oxazepam	5.771	14950	∞	70.5	5629.3	11083	50.485 ng/ml
Oxycodone	2.878	676870	∞	28.8	∞	524591	53.806 ng/ml
Oxymorphone	1.419	438797	∞	43.7	∞	343770	53.375 ng/ml
Phentermine	3.811	310716	3433.6	8.8	1463.2	737059	55.809 ng/ml
Promethazine	5.578	1187295	2329418.9	39.0	1337380.4	1163156	51.180 ng/ml
Pseudoephedrine	2.610	3911732	∞	24.7	65122.2	3509363	50.825 ng/ml
Quetiapine	5.638	1119348	4462253.1	60.2	∞	320117	57.360 ng/ml
Sertraline	5.796	252130	∞	96.1	∞	206393	52.322 ng/ml
Temazepam	5.838	151884	1474.1	31.3	769.7	138339	50.460 ng/ml
Tramadol	4.277	1760298	278444.5	3.4	1587.6	1557923	55.119 ng/ml
Trazodone	5.414	1066627	∞	77.6	∞	839333	48.945 ng/ml
Venlafaxine	5.073	1294258	68425.6	39.9	15028.5	1596737	48.851 ng/ml
Zolpidem	5.176	1753604	∞	31.2	1725030.3	1518803	51.746 ng/ml

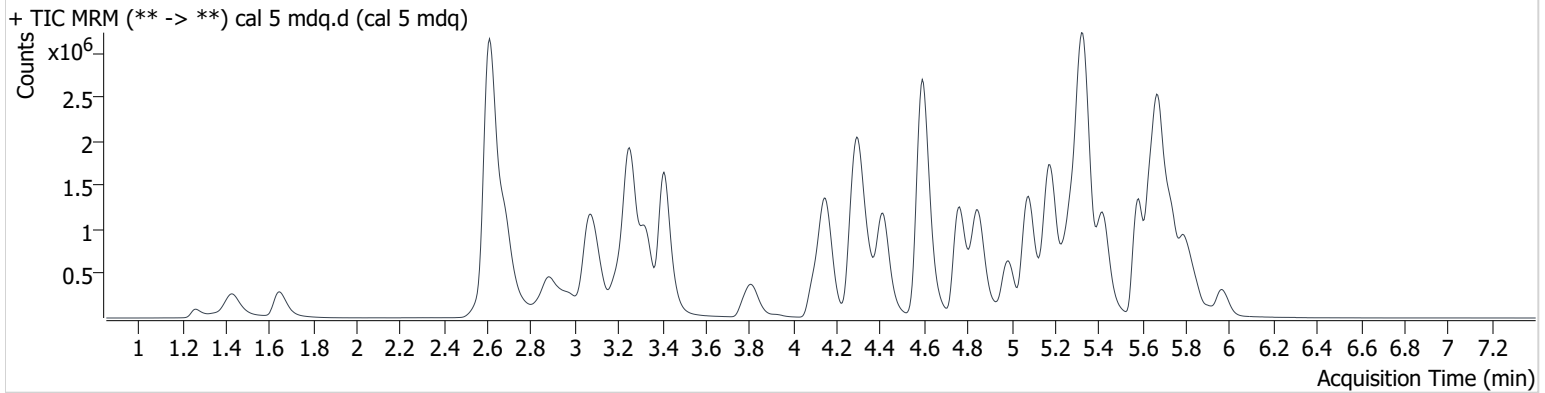
AM #28 Multi-Drug Quant. Results

Bylye

Batch results D:\MassHunter\Data\2021\am 27-28\051321\QuantResults\mdq.batch.bin
Calibration Last Update 5/17/2021 11:31:18 AM

Instrument	69679	Data File	cal 5 mdq.d
Type	Cal	Sample	cal 5 mdq
Acq. Method	mdqp1 1-21-21long.m	Operator	Britany Wylie
Sample Position	P2-E1	Comment	
Injection Volume	3		
Acq. Date-Time	5/13/2021 12:13:22 PM		

Sample Chromatogram



Name	RT	Resp.	S/N	Ratio	S/N	ISTD Resp.	Final Conc.
6-MAM	3.186	36074	97833.4	144.9	81812.9	102863	9.749 ng/ml
7-aminoclonazepam	4.323	364192	69058.3	75.8	10972748.3	138827	98.160 ng/ml
a-hydroxyalprazolam	5.717	30611	∞	54.3	1050.4	207329	98.468 ng/ml
alpha-PHP	4.987	1763053	214563.9	39.3	∞	1107733	102.753 ng/ml
alpha-PVP	4.418	2244782	205300.0	52.5	73146.2	948131	98.970 ng/ml
Alprazolam	5.796	647323	∞	87.1	∞	237444	98.996 ng/ml
Amphetamine	3.073	2895716	19528.6	44.1	63377.2	585372	101.722 ng/ml
Benzoylecgonine	3.931	37470	∞	15.7	78947.6	13722	100.002 ng/ml
Buprenorphine	5.975	33582	81705.4	16.0	15671.1	131353	10.503 ng/ml
Bupropion	4.852	2378732	13100939.7	66.7	163259.6	1107733	98.562 ng/ml
Carisoprodol	5.751	474486	754818.5	56.8	12687.2	182436	100.758 ng/ml
Citalopram	5.258	1599574	1290817.8	41.8	743862.2	713535	100.972 ng/ml
Clonazepam	5.639	68038	∞	30.7	39572.4	12508	101.208 ng/ml
Clonazepam	5.586	156766	667651.1	39.8	∞	237444	102.824 ng/ml
Cocaine	4.307	1611199	116856.9	46.0	2222167.8	1352374	100.348 ng/ml
Codeine	2.644	236487	157406.6	89.8	78210.3	112322	95.066 ng/ml
Cyclobenzaprine	5.652	1701538	451677.4	10.2	8891.1	605466	98.919 ng/ml
Dextromethorphan	5.302	1226672	34248.4	75.5	5289436.3	563588	100.843 ng/ml
Dextrophan	4.154	1572677	1140728.2	45.0	∞	860525	99.397 ng/ml
Diazepam	5.968	448421	62944.4	86.3	39714.2	207329	101.084 ng/ml
Dihydrocodeine	2.577	636726	7152.4	57.9	6039.5	392765	104.853 ng/ml
Diphenhydramine	5.334	5220381	489162.5	30.4	98439.1	2483468	98.920 ng/ml
Doxylamine	4.597	5276867	1642700.9	82.1	2049295.3	2058288	100.301 ng/ml
EDDP	5.291	1096709	42523.2	43.3	∞	539380	98.809 ng/ml
Etizolam	5.836	350211	∞	24.6	138454.2	138827	101.698 ng/ml
Fentanyl	5.190	166763	∞	131.4	∞	780359	9.913 ng/ml
Flualprazolam	5.732	305201	98134.1	93.3	4596.4	237444	104.938 ng/ml
Fluoxetine	5.733	1398848	∞	7.3	∞	547298	99.571 ng/ml
Hydrocodone	3.080	748488	∞	36.7	∞	852719	102.835 ng/ml
Hydromorphone	1.648	770777	2263.4	68.3	14386.4	16577	101.932 ng/ml
Ketamine	4.134	1390839	∞	39.4	6778.8	734643	105.173 ng/ml
Lamotrigine	4.350	132215	12551.0	87.2	∞	533742	111.932 ng/ml
Levetiracetam	2.687	805959	48462.3	222.9	∞	585372	105.445 ng/ml

AM #28 Multi-Drug Quant. Results

Byylee

Name	RT	Resp.	S/N	Ratio	S/N	ISTD Resp.	Final Conc.
Lorazepam	5.769	23457	∞	51.6	2342.7	12060	97.878 ng/ml
MDA	3.235	1566576	35196.9	25.7	42113.2	533742	107.569 ng/ml
MDMA	3.328	1521050	∞	96.8	61980.7	169234	100.668 ng/ml
Meprobamate	4.951	211455	327201.7	29.7	1839.1	78350	106.972 ng/ml
Methadone	5.681	2952566	46764.7	51.0	782356.6	1443150	97.671 ng/ml
Methamphetamine	3.257	1303813	58363.2	249.8	24010.4	1323628	103.464 ng/ml
Metoprolol	4.360	435815	∞	96.3	∞	3667190	105.513 ng/ml
Mirtazapine	4.763	3474860	402699.7	48.1	586059.1	1443150	96.348 ng/ml
Mitragynine	5.325	652316	∞	31.4	∞	547298	89.203 ng/ml
Morphine	1.266	127923	∞	17.4	10704.6	16577	97.956 ng/ml
Norbuprenorphine	5.035	2716	16543.5	86.4	11642.8	16431	9.001 ng/ml
Nordiazepam	5.917	89720	∞	63.5	∞	34462	96.767 ng/ml
Norfentanyl	4.114	97021	4095.9	34.8	41121.3	1288319	10.451 ng/ml
Norhydrocodone	3.101	21563	∞	367.3	∞	159595	98.562 ng/ml
Noroxycodone	2.946	488440	∞	44.1	∞	181902	100.469 ng/ml
O-desmethyl-tramadol	3.414	3938761	511215.3	6.1	350126.0	1940761	99.714 ng/ml
Oxazepam	5.781	30528	1558.7	73.9	2405.1	12060	93.985 ng/ml
Oxycodone	2.878	1421832	∞	28.7	∞	589362	100.623 ng/ml
Oxymorphone	1.429	910691	∞	43.5	∞	373836	102.200 ng/ml
Phentermine	3.816	632766	4107.5	8.4	3188.8	790750	106.588 ng/ml
Promethazine	5.584	2443223	348403.0	39.0	2741783.3	1245070	98.235 ng/ml
Pseudoephedrine	2.610	7974396	∞	24.6	∞	3667190	98.962 ng/ml
Quetiapine	5.638	2168829	4283837.2	61.2	∞	339012	105.798 ng/ml
Sertraline	5.796	518754	4025717.2	92.6	∞	209941	105.809 ng/ml
Temazepam	5.843	298098	10765.3	30.6	681.5	133993	101.690 ng/ml
Tramadol	4.282	3680785	3153552.5	3.4	2836.8	1722008	104.788 ng/ml
Trazodone	5.419	2259876	∞	77.8	∞	904870	95.508 ng/ml
Venlafaxine	5.078	2843832	564379.8	39.2	21584.7	1747177	97.571 ng/ml
Zolpidem	5.176	3756880	9889882.2	30.9	3624150.4	1686430	99.777 ng/ml

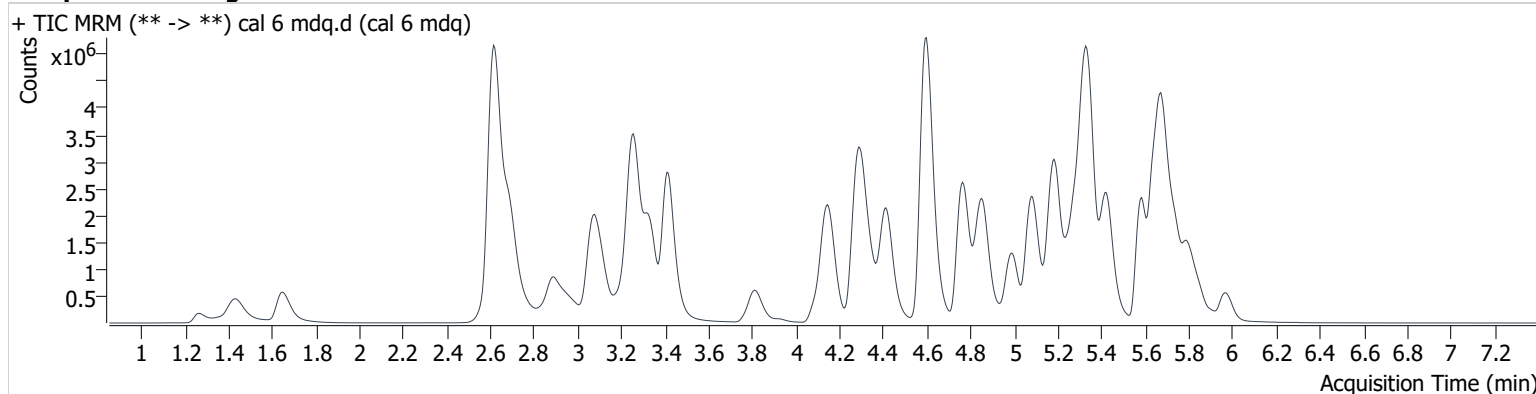
AM #28 Multi-Drug Quant. Results

B. Wylie

Batch results D:\MassHunter\Data\2021\am 27-28\051321\QuantResults\mdq.batch.bin
Calibration Last Update 5/17/2021 11:31:18 AM

Instrument	69679	Data File	cal 6 mdq.d
Type	Cal	Sample	cal 6 mdq
Acq. Method	mdqp1 1-21-21long.m	Operator	Britany Wylie
Sample Position	P2-F1	Comment	
Injection Volume	3		
Acq. Date-Time	5/13/2021 12:22:24 PM		

Sample Chromatogram



Name	RT	Resp.	S/N	Ratio	S/N	ISTD Resp.	Final Conc.
6-MAM	3.186	76301	151940.1	139.4	21425.1	84708	25.060 ng/ml
7-aminoclonazepam	4.318	614406	64770.7	76.6	414197.1	96430	238.338 ng/ml
a-hydroxyalprazolam	5.727	55324	2371.6	55.0	∞	179371	207.259 ng/ml
alpha-PHP	4.992	3658420	∞	39.8	∞	969730	243.707 ng/ml
alpha-PVP	4.418	4783838	1719327.3	52.8	188589.2	810999	246.467 ng/ml
Alprazolam	5.796	1258279	∞	87.1	12410.5	182883	249.569 ng/ml
Amphetamine	3.078	5353065	12885535.8	44.7	27315.0	509501	217.331 ng/ml
Benzoylcegonine	3.926	90466	∞	15.6	140104.7	13434	246.723 ng/ml
Buprenorphine	5.980	68864	∞	16.4	11501.1	115453	24.611 ng/ml
Bupropion	4.856	5171738	315390.7	66.0	145436.9	969730	244.466 ng/ml
Carisoprodol	5.751	846427	1931084.8	58.0	46117.4	132255	248.140 ng/ml
Citalopram	5.258	3159862	280190.3	42.5	1306759.3	568351	250.645 ng/ml
Clonazepam	5.645	124925	186562.8	32.8	71303.7	9582	243.105 ng/ml
Clonazepam	5.591	301546	∞	39.7	∞	182883	255.708 ng/ml
Cocaine	4.302	3226066	199668.6	45.7	1045549.0	1108612	245.158 ng/ml
Codeine	2.649	425348	33616.8	91.3	21585.0	83955	229.114 ng/ml
Cyclobenzaprine	5.647	3237865	1690080.8	10.0	695771.7	457538	249.128 ng/ml
Dextromethorphan	5.302	2408289	632087.9	74.6	1369638.4	452608	246.630 ng/ml
Dextrophan	4.154	3227237	319363.9	44.6	879574.7	710239	247.057 ng/ml
Diazepam	5.968	932044	11987.8	88.3	10660.8	179371	242.712 ng/ml
Dihydrocodeine	2.582	1255807	1243.5	58.6	10190.7	346030	235.786 ng/ml
Diphenhydramine	5.338	10188947	567835.6	29.9	244447.6	1945326	245.916 ng/ml
Doxylamine	4.598	11746271	∞	82.0	∞	1810112	253.774 ng/ml
EDDP	5.291	2351607	∞	43.0	∞	470094	243.196 ng/ml
Etizolam	5.836	692668	∞	24.8	38032.5	96430	288.701 ng/ml
Fentanyl	5.196	346461	∞	130.7	1286957.1	642975	24.991 ng/ml
Flualprazolam	5.732	569740	3435.3	94.9	4589.0	182883	254.407 ng/ml
Fluoxetine	5.733	2394764	∞	7.6	289137.3	379680	245.872 ng/ml
Hydrocodone	3.080	1557779	∞	37.5	∞	735084	248.961 ng/ml
Hydromorphone	1.648	1570973	7260.3	68.1	2067.9	13898	248.440 ng/ml
Ketamine	4.134	2766013	266533.6	39.1	26485.0	618404	249.591 ng/ml
Lamotrigine	4.350	234549	11998.2	87.9	216362.5	412435	257.503 ng/ml
Levetiracetam	2.692	1658314	30197.1	222.0	104422.7	509501	250.588 ng/ml

AM #28 Multi-Drug Quant. Results

Byylee

Name	RT	Resp.	S/N	Ratio	S/N	ISTD Resp.	Final Conc.
Lorazepam	5.775	50958	1448.3	49.1	2680.9	9596	267.901 ng/ml
MDA	3.230	2807838	164713.2	26.0	10126.4	412435	250.704 ng/ml
MDMA	3.333	3132223	215238.6	98.2	117583.1	144072	243.641 ng/ml
Meprobamate	4.951	426106	207416.9	30.6	7145.9	69451	244.619 ng/ml
Methadone	5.681	6287218	∞	50.1	1534911.5	1209244	247.832 ng/ml
Methamphetamine	3.262	2622846	∞	253.7	44480.9	1205910	232.548 ng/ml
Metoprolol	4.360	771130	∞	97.6	∞	2973942	231.000 ng/ml
Mirtazapine	4.765	7491006	∞	47.2	1986883.9	1209244	247.364 ng/ml
Mitragynine	5.330	1279182	16304.8	32.3	16681.0	379680	250.369 ng/ml
Morphine	1.266	275793	∞	16.4	709056.3	13898	251.928 ng/ml
Norbuprenorphine	5.035	5866	61075.9	93.7	8168.7	13252	24.528 ng/ml
Nordiazepam	5.917	187865	85709.6	65.2	∞	28123	248.441 ng/ml
Norfentanyl	4.109	195611	59016.3	34.6	558701.7	1151541	23.687 ng/ml
Norhydrocodone	3.106	45448	∞	357.2	∞	128736	255.801 ng/ml
Noroxycodone	2.951	967609	582386686337 512.0	44.0	∞	146122	247.963 ng/ml
O-desmethyl-tramadol	3.414	8444291	∞	6.0	70541.6	1680371	246.903 ng/ml
Oxazepam	5.776	64151	1508.8	74.0	∞	9596	246.825 ng/ml
Oxycodone	2.884	3013774	∞	28.7	∞	513048	245.042 ng/ml
Oxymorphone	1.429	1795524	∞	43.6	∞	302223	249.774 ng/ml
Phentermine	3.816	1279114	23537.3	7.9	2361.4	685629	249.464 ng/ml
Promethazine	5.583	5187436	∞	37.9	43220.1	1047270	247.708 ng/ml
Pseudoephedrine	2.615	16204311	∞	24.2	∞	2973942	247.669 ng/ml
Quetiapine	5.638	3995240	∞	61.7	∞	268215	247.698 ng/ml
Sertraline	5.796	783260	962278.6	96.5	390516.3	140989	237.864 ng/ml
Temazepam	5.849	582212	28699.1	31.4	5398.2	107083	247.734 ng/ml
Tramadol	4.277	7547425	7302328.7	3.4	11254.5	1491357	248.890 ng/ml
Trazodone	5.419	4790406	87084.4	78.6	∞	716355	254.548 ng/ml
Venlafaxine	5.082	6078277	428724.7	39.5	54579.4	1483837	244.764 ng/ml
Zolpidem	5.181	8195126	278114.7	30.4	∞	1478649	248.134 ng/ml

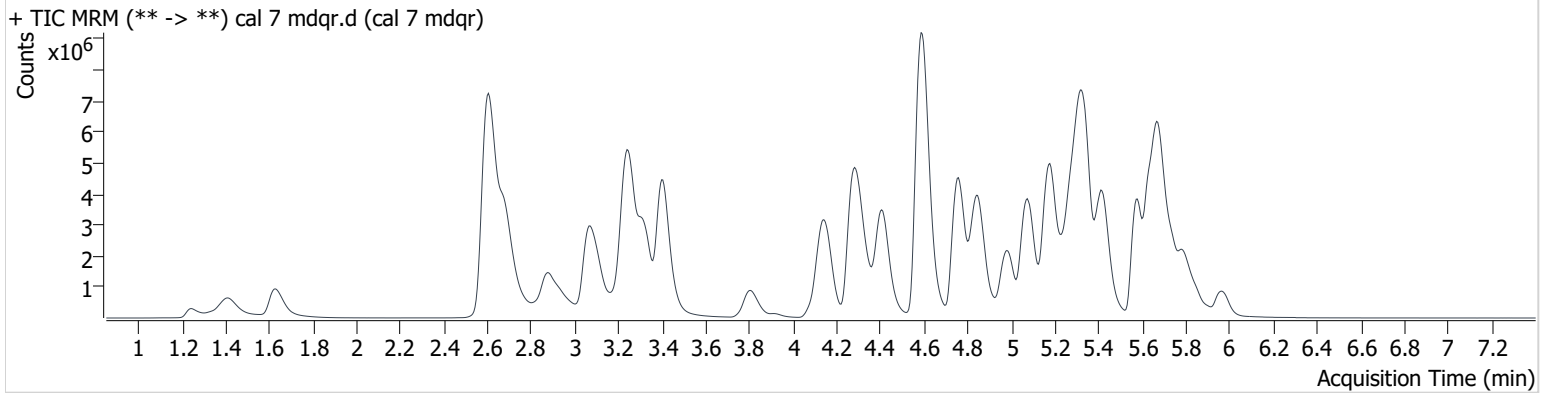
AM #28 Multi-Drug Quant. Results

B. Wylie

Batch results D:\MassHunter\Data\2021\am 27-28\051321\QuantResults\mdq.batch.bin
Calibration Last Update 5/17/2021 11:31:18 AM

Instrument	69679	Data File	cal 7 mdqr.d
Type	Cal	Sample	cal 7 mdqr
Acq. Method	mdqp1 1-21-21long.m	Operator	Britany Wylie
Sample Position	P2-G1	Comment	
Injection Volume	3		
Acq. Date-Time	5/13/2021 4:25:27 PM		

Sample Chromatogram



Name	RT	Resp.	S/N	Ratio	S/N	ISTD Resp.	Final Conc.
6-MAM	3.176	127502	290403.0	139.7	967453.9	71946	49.315 ng/ml
7-aminoclonazepam	4.318	778341	56842.3	77.7	1404380.0	57865	503.100 ng/ml
a-hydroxyalprazolam	5.722	82981	∞	56.3	9964.0	149539	374.031 ng/ml
alpha-PHP	4.984	6418802	162066.1	39.5	101792.2	852756	486.351 ng/ml
alpha-PVP	4.413	8506153	4178638.9	52.5	1221802.4	707447	502.313 ng/ml
Alprazolam	5.791	1937049	∞	87.5	13059.2	139397	503.870 ng/ml
Amphetamine	3.068	7877131	∞	45.7	81955.1	454268	359.435 ng/ml
Benzoylcegonine	3.921	180002	233922.6	15.7	67602.0	12881	512.080 ng/ml
Buprenorphine	5.980	126976	∞	16.5	25757.8	107139	48.982 ng/ml
Bupropion	4.848	9515351	∞	64.2	1940552.0	852756	511.251 ng/ml
Carisoprodol	5.751	1211559	7892170.7	56.4	10125.2	95302	493.037 ng/ml
Citalopram	5.248	4699433	593041.7	42.9	∞	432276	490.254 ng/ml
Clonazepam	5.634	180079	∞	31.1	356761.8	6526	514.990 ng/ml
Clonazepam	5.586	477786	∞	38.3	625667.1	139397	530.765 ng/ml
Cocaine	4.296	5284643	∞	45.4	8321170.9	893999	498.040 ng/ml
Codeine	2.644	665439	48221.3	90.9	67619.8	56959	528.652 ng/ml
Cyclobenzaprine	5.641	4621562	1067309.8	9.7	212154.8	330277	492.631 ng/ml
Dextromethorphan	5.292	3445939	106487.8	73.3	1590498.8	324684	492.003 ng/ml
Dextrophan	4.152	5373952	∞	44.6	148727.3	583531	500.676 ng/ml
Diazepam	5.968	1586070	9655.0	86.2	15379.4	149539	495.317 ng/ml
Dihydrocodeine	2.577	1920980	4648.2	60.0	6487.9	307561	406.403 ng/ml
Diphenhydramine	5.334	15395881	1448757.4	29.6	59101.4	1421372	508.162 ng/ml
Doxylamine	4.587	21561805	∞	83.8	∞	1639900	514.115 ng/ml
EDDP	5.286	7251205	122023.3	42.1	393401.1	701573	502.546 ng/ml
Etizolam	5.836	1134579	∞	24.5	18169.3	57865	787.223 ng/ml
Fentanyl	5.190	554340	44862.8	132.5	651427.1	512465	50.165 ng/ml
Flualprazolam	5.727	846237	22435.2	94.5	13214.3	139397	495.798 ng/ml
Fluoxetine	5.728	3288210	∞	7.5	558676.5	257222	498.439 ng/ml
Hydrocodone	3.069	2738938	∞	37.5	∞	672844	478.669 ng/ml
Hydromorphone	1.628	2738725	8081.7	72.4	3521.0	12364	487.262 ng/ml
Ketamine	4.124	4396542	∞	39.2	33106.1	517803	474.533 ng/ml
Lamotrigine	4.350	316764	925580.5	89.0	356339.7	309757	463.371 ng/ml
Levetiracetam	2.686	2802705	36847.2	222.5	144093.0	454268	475.878 ng/ml

AM #28 Multi-Drug Quant. Results

Byylee

Name	RT	Resp.	S/N	Ratio	S/N	ISTD Resp.	Final Conc.
Lorazepam	5.764	86181	∞	45.8	1283.1	8544	509.180 ng/ml
MDA	3.215	3907472	68233.8	26.1	21999.0	309757	465.310 ng/ml
MDMA	3.317	5242734	∞	96.9	189993.6	118197	497.180 ng/ml
Meprobamate	4.941	730384	803956.6	29.2	11568.1	62579	466.360 ng/ml
Methadone	5.676	11042226	∞	48.5	27247188.7	1031564	509.979 ng/ml
Methamphetamine	3.246	4421154	∞	254.6	∞	1137877	418.093 ng/ml
Metoprolol	4.360	1114308	∞	95.5	∞	2384737	416.809 ng/ml
Mirtazapine	4.758	13130648	1092676.7	47.0	5475714.4	1031564	507.931 ng/ml
Mitragynine	5.325	1980234	∞	32.4	21001.1	257222	570.852 ng/ml
Morphine	1.241	489060	∞	15.9	∞	12364	502.174 ng/ml
Norbuprenorphine	5.024	9999	13398.2	92.1	24267.4	9963	55.940 ng/ml
Nordiazepam	5.912	335770	88285.5	64.6	49824.7	24147	517.260 ng/ml
Norfentanyl	4.098	317363	20689.8	35.9	∞	1064686	41.633 ng/ml
Norhydrocodone	3.101	77166	∞	346.8	∞	107657	518.263 ng/ml
Noroxycodone	2.936	1595940	∞	44.9	∞	120289	496.949 ng/ml
O-desmethyl-tramadol	3.405	15304918	159340743.5	5.9	66223.9	1501080	500.949 ng/ml
Oxazepam	5.776	117805	2356.6	71.2	2217.8	8544	508.131 ng/ml
Oxycodone	2.873	5436409	∞	28.5	∞	464188	488.569 ng/ml
Oxymorphone	1.409	2947033	∞	43.5	∞	254736	486.731 ng/ml
Phentermine	3.806	2176220	∞	7.6	54054.8	629663	462.768 ng/ml
Promethazine	5.578	9371649	10021432.7	37.3	∞	935876	500.606 ng/ml
Pseudoephedrine	2.609	26474616	∞	23.9	∞	2384737	504.410 ng/ml
Quetiapine	5.632	5894775	∞	60.4	3632613.2	210502	466.568 ng/ml
Sertraline	5.791	1026717	1321434.9	94.1	∞	86986	505.344 ng/ml
Temazepam	5.849	889403	∞	31.5	7639.6	82347	491.588 ng/ml
Tramadol	4.272	12779962	1515247.3	3.3	21912.6	1315302	478.386 ng/ml
Trazodone	5.414	8499141	∞	77.3	6340006.5	560966	575.825 ng/ml
Venlafaxine	5.073	11115270	∞	38.8	127858.1	1274911	520.359 ng/ml
Zolpidem	5.175	14849044	1100062.9	29.5	13497852.3	1306102	508.927 ng/ml

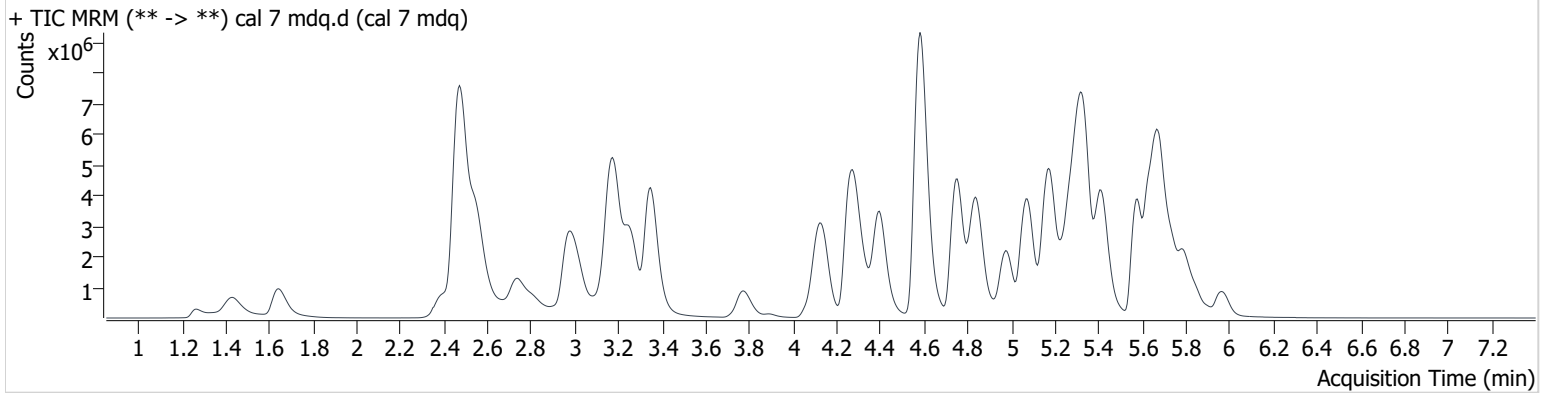
AM #28 Multi-Drug Quant. Results

B. Wylie

Batch results D:\MassHunter\Data\2021\am 27-28\051321\QuantResults\mdq.batch.bin
Calibration Last Update 5/17/2021 11:31:18 AM

Instrument	69679	Data File	cal 7 mdq.d
Type	Sample	Sample	cal 7 mdq
Acq. Method	mdqp1 1-21-21long.m	Operator	Britany Wylie
Sample Position	P2-G1	Comment	
Injection Volume	3		
Acq. Date-Time	5/13/2021 12:31:26 PM		

Sample Chromatogram



Name	RT	Resp.	S/N	Ratio	S/N	ISTD Resp.	Final Conc.
6-MAM	3.094	141391	226656347939	139.2	∞	78466	50.143 ng/ml
7-aminoclonazepam	4.303	783440	55840.7	80.0	121119.7	59500	492.480 ng/ml
a-hydroxyalprazolam	5.727	83859	13193.2	53.7	∞	152489	370.664 ng/ml
alpha-PHP	4.976	6432703	2480265.8	39.1	340099.3	841816	493.740 ng/ml
alpha-PVP	4.400	8379448	686755.0	52.4	95528.6	693928	504.471 ng/ml
Alprazolam	5.791	1941439	13116.4	87.2	19869.2	139322	505.282 ng/ml
Amphetamine	2.991	8473249	301828.2	45.0	32804.4	457618	383.883 ng/ml
Benzoylcegonine	3.895	177759	∞	16.0	∞	12744	511.118 ng/ml
Buprenorphine	5.980	123468	249371.2	16.7	∞	107017	47.681 ng/ml
Bupropion	4.841	9350869	587125.7	64.5	196823.9	841816	508.944 ng/ml
Carisoprodol	5.751	1198731	5514830.1	56.7	18856.1	92111	504.720 ng/ml
Citalopram	5.248	4741849	82667.8	42.2	3855922.2	427959	499.673 ng/ml
Clonazepam	5.634	173896	∞	32.9	41518.0	6495	499.629 ng/ml
Clonazolam	5.586	467579	375553.8	39.4	212517.2	139322	519.720 ng/ml
Cocaine	4.286	5332466	2323837.9	44.9	288361.9	893558	502.795 ng/ml
Codeine	2.440 Low	658413	∞	89.6	∞	75526	394.415 ng/ml
Cyclobenzaprine	5.641	4797747	233691.2	9.7	76212.8	339632	497.325 ng/ml
Dextromethorphan	5.292	3466390	116282.8	73.5	112705.6	327359	490.879 ng/ml
Dextrorphan	4.139	5354640	443590.2	44.8	150152.7	583276	499.095 ng/ml
Diazepam	5.968	1585416	52009.6	87.4	24808.6	152489	485.536 ng/ml
Dihydrocodeine	2.394 Low	2378281	13454.7	59.8	1864.9	327862	472.133 ng/ml
Diphenhydramine	5.334	15218396	563633.2	29.6	81179.0	1402602	509.026 ng/ml
Doxylamine	4.582	21317829	∞	83.6	∞	1631253	510.992 ng/ml
EDDP	5.286	7135711	243350.1	42.4	∞	695158	499.105 ng/ml
Etizolam	5.836	1129619	∞	24.8	∞	59500	762.257 ng/ml
Fentanyl	5.190	572668	3711425.7	132.1	2073691.8	531152	50.001 ng/ml
Flualprazolam	5.727	853662	13152.8	94.5	20508.9	139322	500.416 ng/ml
Fluoxetine	5.728	3469414	∞	7.6	165161.8	276205	489.760 ng/ml
Hydrocodone	2.967	2758228	∞	37.4	∞	669224	484.653 ng/ml
Hydromorphone	1.643	2641135	7729.5	76.4	∞	11962	485.704 ng/ml
Ketamine	4.109	4480715	1491404.0	38.9	13700.1	522026	479.714 ng/ml
Lamotrigine	4.329	317806	74472.3	89.0	∞	335785	428.828 ng/ml

AM #28 Multi-Drug Quant. Results

Byylee

Name	RT	Resp.	S/N	Ratio	S/N	ISTD Resp.	Final Conc.
Levetiracetam	2.554 Low	3079020	118691.4	221.8	570395.4	457618	519.054 ng/ml
Lorazepam	5.769	82301	∞	51.6	2757.5	8473	490.303 ng/ml
MDA	3.143	4153598	87869.6	26.0	18056.2	335785	456.262 ng/ml
MDMA	3.256	5280430	369492.4	99.0	3162912.1	116131	509.665 ng/ml
Meprobamate	4.936	725952	1930754.1	29.8	17585.6	62601	463.356 ng/ml
Methadone	5.681	10791203	104673.6	48.9	133783.9	1013625	507.207 ng/ml
Methamphetamine	3.180	4497050	28749.8	256.5	1001431.6	1152975	419.714 ng/ml
Metoprolol	4.349	1123392	95858.6	96.8	∞	2593581	386.322 ng/ml
Mirtazapine	4.751	13092991	242476.2	46.5	197774.2	1013625	515.433 ng/ml
Mitragynine	5.330	2006438	∞	32.7	∞	276205	538.707 ng/ml
Morphine	1.266	438512	∞	16.3	∞	11962	465.415 ng/ml
Norbuprenorphine	5.024	10307	30536.7	95.3	51758.1	11302	50.809 ng/ml
Nordiazepam	5.912	333760	∞	63.9	∞	25295	490.824 ng/ml
Norfentanyl	4.083	321156	∞	34.9	∞	1063481	42.180 ng/ml
Norhydrocodone	3.003	73068	∞	386.2	∞	108895	485.232 ng/ml
Noroxycodone	2.813	1678986	701751377594 386.0	44.1	∞	131942	476.629 ng/ml
O-desmethyl-tramadol	3.348	15220844	459982.7	5.9	159425.2	1493311	500.789 ng/ml
Oxazepam	5.771	113613	23614.8	73.2	10744.5	8473	494.166 ng/ml
Oxycodone	2.735	5486323	∞	28.6	∞	491043	466.089 ng/ml
Oxymorphone	1.429	2987733	∞	43.5	∞	258099	487.024 ng/ml
Phentermine	3.775	2139787	16907.0	8.0	2163.8	624432	458.827 ng/ml
Promethazine	5.578	9590352	∞	36.4	323158.6	939593	510.258 ng/ml
Pseudoephedrine	2.473 Low	29257089	∞	23.8	∞	2593581	512.535 ng/ml
Quetiapine	5.627	5750578	1235756.8	62.0	∞	208778	458.897 ng/ml
Sertraline	5.791	1140828	∞	95.0	844162.5	94831	515.059 ng/ml
Temazepam	5.843	897332	∞	30.6	14507.1	79972	510.679 ng/ml
Tramadol	4.260	12816832	∞	3.3	27708.0	1307483	482.641 ng/ml
Trazodone	5.412	8584296	∞	76.9	7844950.9	541698	602.249 ng/ml
Venlafaxine	5.073	11173478	610981.1	38.1	125758.9	1256281	530.830 ng/ml
Zolpidem	5.171	14592400	337008.9	29.9	∞	1294142	504.753 ng/ml

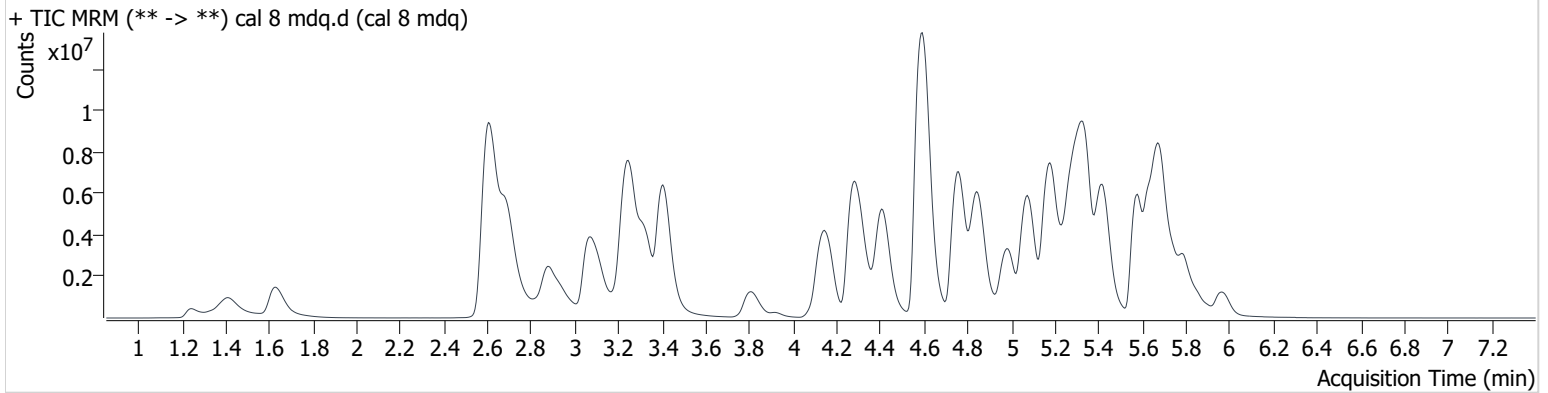
AM #28 Multi-Drug Quant. Results

B. Wylie

Batch results D:\MassHunter\Data\2021\am 27-28\051321\QuantResults\mdq.batch.bin
Calibration Last Update 5/17/2021 11:31:18 AM

Instrument	69679	Data File	cal 8 mdq.d
Type	Cal	Sample	cal 8 mdq
Acq. Method	mdqp1 1-21-21long.m	Operator	Britany Wylie
Sample Position	P2-H1	Comment	
Injection Volume	3		
Acq. Date-Time	5/13/2021 12:49:26 PM		

Sample Chromatogram



Name	RT	Resp.	S/N	Ratio	S/N	ISTD Resp.	Final Conc.
6-MAM	3.176	212731	∞	138.9	195243.0	57872	102.305 ng/ml
7-aminoclonazepam	4.318	833050	36474.4	80.2	∞	29746	1047.433 ng/ml
a-hydroxyalprazolam	5.727	113074	2131.7	57.0	979.7	112083	681.166 ng/ml
alpha-PHP	4.987	10541437	225722.0	38.4	308922.4	678233	1004.365 ng/ml
alpha-PVP	4.413	14055899	1350602.7	52.1	1095889.1	563106	1042.727 ng/ml
Alprazolam	5.791	2690310	∞	87.0	22714.5	97112	1004.353 ng/ml
Amphetamine	3.068	10723688	110921.9	46.0	156265.3	408704	544.462 ng/ml
Benzoylcegonine	3.921	365075	∞	16.0	200888.2	13511	990.208 ng/ml
Buprenorphine	5.980	215043	229544.1	16.2	16467537.6	93004	95.640 ng/ml
Bupropion	4.848	15626801	768453.5	63.0	217490.4	678233	1055.435 ng/ml
Carisoprodol	5.751	1362790	5545919.9	55.6	21087.2	53534	987.402 ng/ml
Citalopram	5.243	6253906	610293.0	43.8	17150957.6	277252	1017.382 ng/ml
Clonazepam	5.634	206938	∞	32.3	231809.2	4312	895.957 ng/ml
Clonazepam	5.591	590465	224565.0	40.3	∞	97112	940.993 ng/ml
Cocaine	4.302	7912454	1553143.1	45.0	955813.1	667503	998.758 ng/ml
Codeine	2.649	974744	75140.2	91.2	32879.4	39385	1120.168 ng/ml
Cyclobenzaprine	5.636	6174898	499051.6	9.6	15225.1	213198	1019.693 ng/ml
Dextromethorphan	5.292	4416890	163158.4	72.6	1150069.4	205861	994.707 ng/ml
Dextropropion	4.155	8320984	1350539.8	44.4	459676.0	442616	1022.005 ng/ml
Diazepam	5.968	2457544	9470.7	87.4	31395.0	112083	1023.840 ng/ml
Dihydrocodeine	2.577	2888976	4350.2	60.3	1802.2	277996	676.759 ng/ml
Diphenhydramine	5.339	20575848	675664.9	29.6	61901.7	922494	1046.005 ng/ml
Doxylamine	4.592	35410782	3874328.1	87.7	2378767.2	1434658	965.054 ng/ml
EDDP	5.286	14803062	17897595.3	41.9	9643653.8	687092	1047.623 ng/ml
Etizolam	5.836	1663013	∞	25.0	35060.7	29746	2243.782 ng/ml
Fentanyl	5.196	813180	280408646.5	134.0	2108057.9	372800	101.156 ng/ml
Flualprazolam	5.732	1100611	13949.9	96.8	12576.3	97112	925.653 ng/ml
Fluoxetine	5.733	4461262	6788997.8	7.5	411168.5	175340	992.166 ng/ml
Hydrocodone	3.069	4617230	∞	38.8	∞	590674	919.627 ng/ml
Hydromorphone	1.628	4756494	1760.8	72.1	3122.1	10246	1021.707 ng/ml
Ketamine	4.119	6389230	8037557.6	38.8	39818.5	412586	866.146 ng/ml
Lamotrigine	4.350	375187	14915.8	87.3	23658.4	213135	797.938 ng/ml
Levetiracetam	2.692	4576479	250348.5	223.5	629485.9	408704	864.467 ng/ml

AM #28 Multi-Drug Quant. Results

BWylee

Name	RT	Resp.	S/N	Ratio	S/N	ISTD Resp.	Final Conc.
Lorazepam	5.764	140120	∞	50.1	3772.3	7102	996.366 ng/ml
MDA	3.210	4785725	152815.9	26.0	22893.1	213135	828.958 ng/ml
MDMA	3.323	8021819	∞	95.3	1676509.0	86614	1038.223 ng/ml
Meprobamate	4.941	1080262	954304.7	29.2	36626.8	52572	821.908 ng/ml
Methadone	5.679	17539896	382431.2	47.3	1232270.6	774793	1078.257 ng/ml
Methamphetamine	3.246	6534654	∞	268.5	∞	1072861	657.331 ng/ml
Metoprolol	4.360	1433509	295339.7	95.8	∞	1735372	737.363 ng/ml
Mirtazapine	4.758	21719294	428863.4	46.7	∞	774793	1118.206 ng/ml
Mitragynine	5.335	2714615	∞	32.5	∞	175340	1147.015 ng/ml
Morphine	1.246	763785	∞	17.7	∞	10246	946.431 ng/ml
Norbuprenorphine	5.029	15598	45061.5	91.7	19605.0	9112	95.592 ng/ml
Nordiazepam	5.912	539428	∞	63.2	101916.1	20735	967.800 ng/ml
Norfentanyl	4.098	488910	124440.1	35.0	∞	977534	69.917 ng/ml
Norhydrocodone	3.101	125018	∞	330.9	∞	79140	1140.910 ng/ml
Noroxycodone	2.941	2587641	∞	44.6	7259.7	101014	959.627 ng/ml
O-desmethyl-tramadol	3.404	25118069	2063666.8	5.9	199960.5	1221459	1010.354 ng/ml
Oxazepam	5.771	195032	35817.3	73.2	41025.9	7102	1011.246 ng/ml
Oxycodone	2.873	10086137	38667.8	28.1	21093.9	433461	970.718 ng/ml
Oxymorphone	1.409	4964062	∞	43.3	∞	221639	942.637 ng/ml
Phentermine	3.811	3549669	16141.9	7.3	∞	550050	864.710 ng/ml
Promethazine	5.578	16148995	2885951.6	35.1	567685582.9	758424	1064.275 ng/ml
Pseudoephedrine	2.605	39445658	∞	23.6	∞	1735372	1032.554 ng/ml
Quetiapine	5.627	7043505	∞	61.5	4591978.3	139607	841.416 ng/ml
Sertraline	5.791	1521701	∞	94.4	∞	65791	990.238 ng/ml
Temazepam	5.849	1249091	186573.8	30.9	6760.4	54806	1036.728 ng/ml
Tramadol	4.267	19419945	∞	3.3	14790.1	1071550	892.800 ng/ml
Trazodone	5.419	13999922	∞	78.2	1148989.0	400666	1327.068 ng/ml
Venlafaxine	5.073	18636090	14067090.2	37.2	483104.2	1009221	1101.542 ng/ml
Zolpidem	5.176	24319443	2282968.4	29.8	1008926.9	1106914	983.436 ng/ml