



6/28/2022

**REVIEWED***By Brittany Wylie at 9:35 am, Jul 05, 2022***Worklist: 6009**

<u>LAB CASE</u>	<u>ITEM</u>	<u>ITEM TYPE</u>	<u>DESCRIPTION</u>
C2022-1204	2	UCK	AM 2 Urine Toxi A
C2022-1207	1	UCK	AM 2 Urine Toxi A
C2022-1315	1	UCK	AM 2 Urine Toxi A
C2022-1318	1	UCK	AM 2 Urine Toxi A
C2022-1319	3	UCK	AM 2 Urine Toxi A



## AM 2: De-Tox Tube A Urine Extraction



Extraction Date: 6/16/22

Analyst: Anne Nord

Negative Urine Lot: 21522

GC/MS ID: 65198

### **Pre-Analytic:**

- 1. *Positive Control Working Solution Preparation Instructions:*  
*Tube A positive control may be commercially obtained or prepared in-house. At a minimum, the control must contain at least one phenethylamine at an approximate concentration between 500 and 3000 ng/mL, and one opiate at an approximate concentration between 300 and 3000 ng/mL.*
- 2. Verify Tune and Tune evaluation completed within the previous 7 days. Tune and Tune evaluation reports initialed and filed.
- 3. Create GCMS sequence to include controls, case blanks and case samples.

### **Analytic:**

- 1. Remove working solutions, controls, and samples from cold storage.  
  
*(Optional Steps for Enzyme Hydrolysis- completed in addition to General extraction without Hydrolysis)*
  - 2a. In labeled round bottom Extraction tubes: add 4.5mL of case samples, and controls.
  - 2b. Add 150uL of 2M acetate buffer, vortex.
  - 2c. Add 100uL glucuronidase, cap and rock gently.
  - 2d. Heat at 60C for 2 hours. Allow to cool before proceeding to step 3.
- 3. To each labeled De-Tox Tube add 5mL sample, Positive control: spike positive control working solution.
- 4. Place on tube rocker at ambient temp for approx. 10 minutes.
- 5. Centrifuge for approx. 10 min at ~2500-3000rpm.
- 6. Transfer solvent (upper layer) to new tube, and evaporate to ~100-300uL.
- 7. Transfer to labeled ALS vial with insert.
- 8. Place ALS Vials in appropriate location on GCMS rack and run using appropriate GCMS method.

### **Post-Analytic**

- 1. Complete Data analysis on all samples and corresponding sample blanks
- 2. Did positive and negative control samples provide intended response? Yes
- 3. Sample Criteria for ID: RT +/- 0.2 min. (or 0.1 min. for phenethylamines)
- 4. Central File Packet to include: LIMS Worklist, Method Checklist, Working solution prep sheet(s), Positive control GCMS data printouts,

3/17/23

**Toxicology AM method 2 control prep info**

working solution 9890 ng/ml in meoh methamphetamine, ~~21098~~ <sup>20879</sup> ng/ml morphine  
Stock solution 1mg/ml 100 ul morphine added to 9000 ul working solution lot 42722

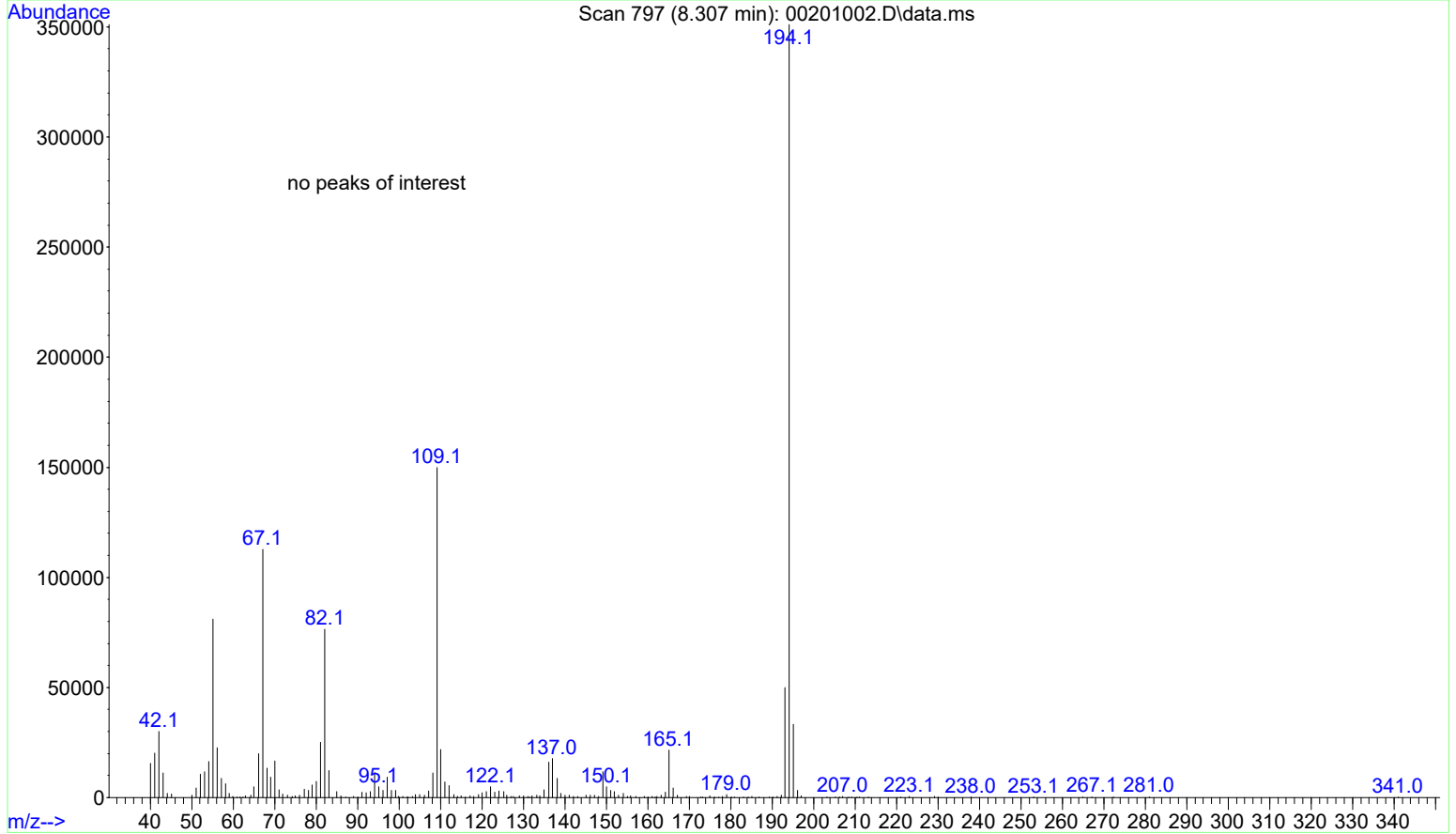
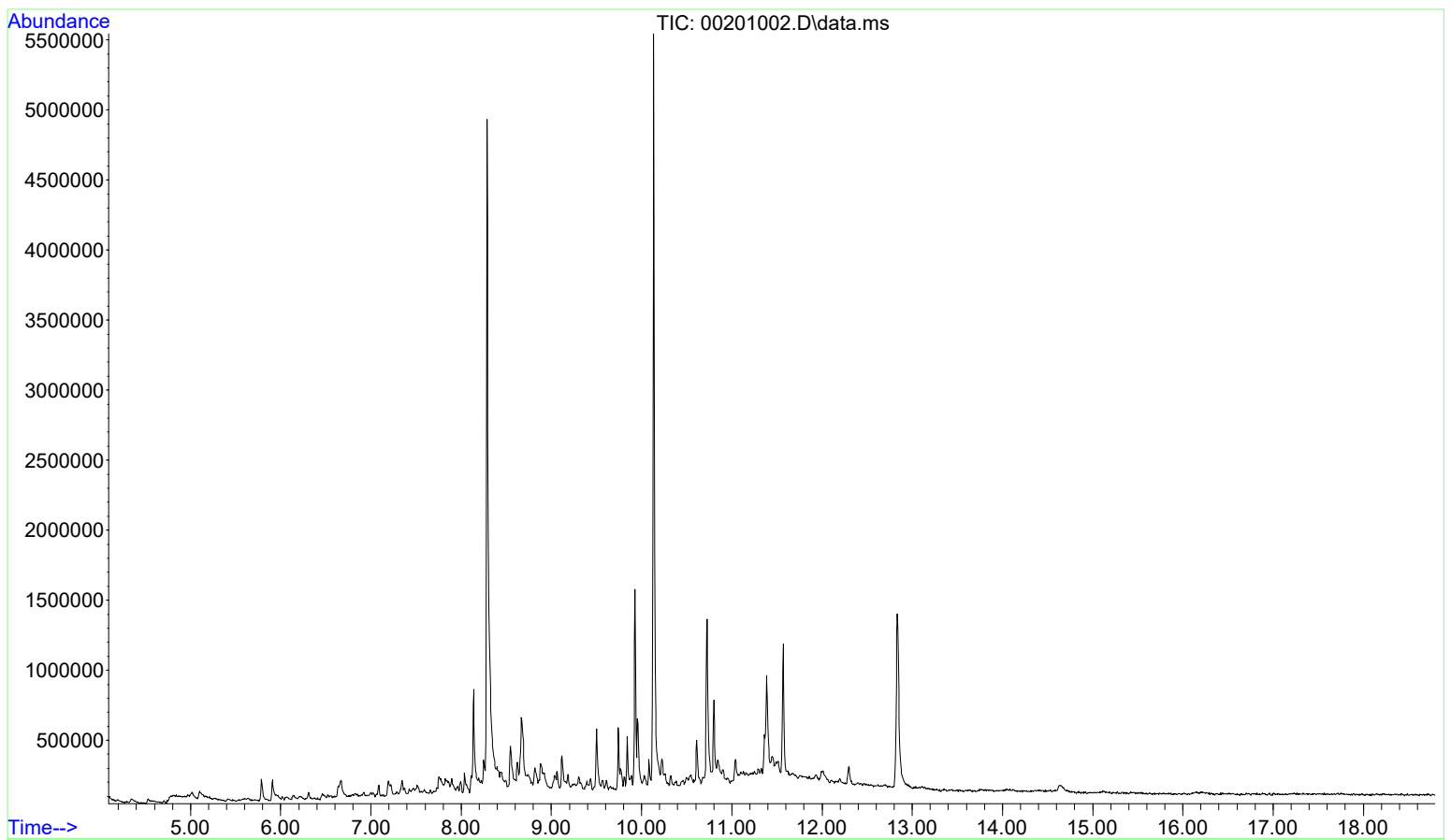
ppd 6/16/22: Exp: 4/27/2023 lot 61622 by ~~baw~~ <sup>8/30/22</sup> Amn

Drug	lot	expiration
Methamphetamine	FE03132001	7/1/2025
Morphine	FE03232010	4/1/2025

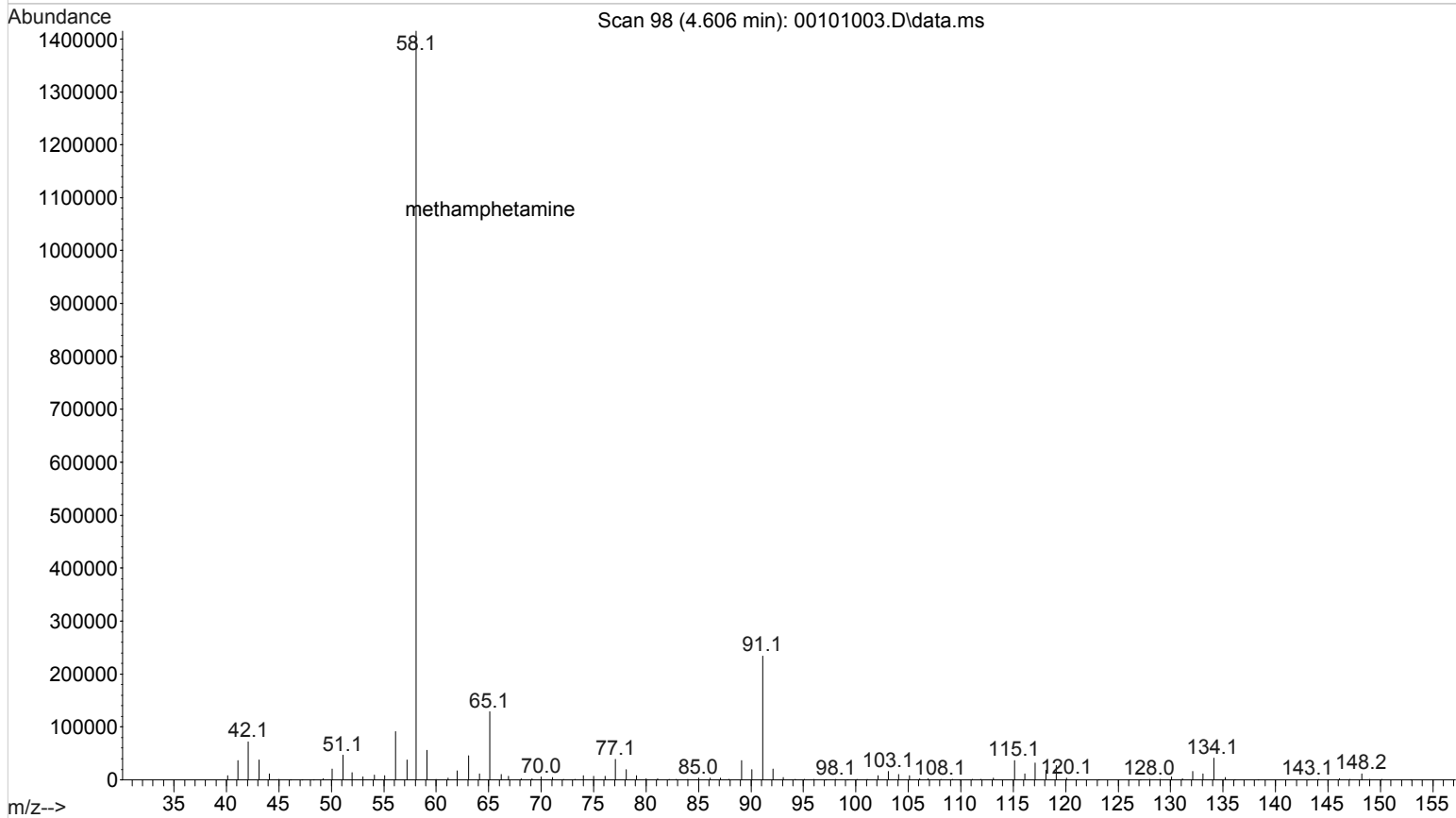
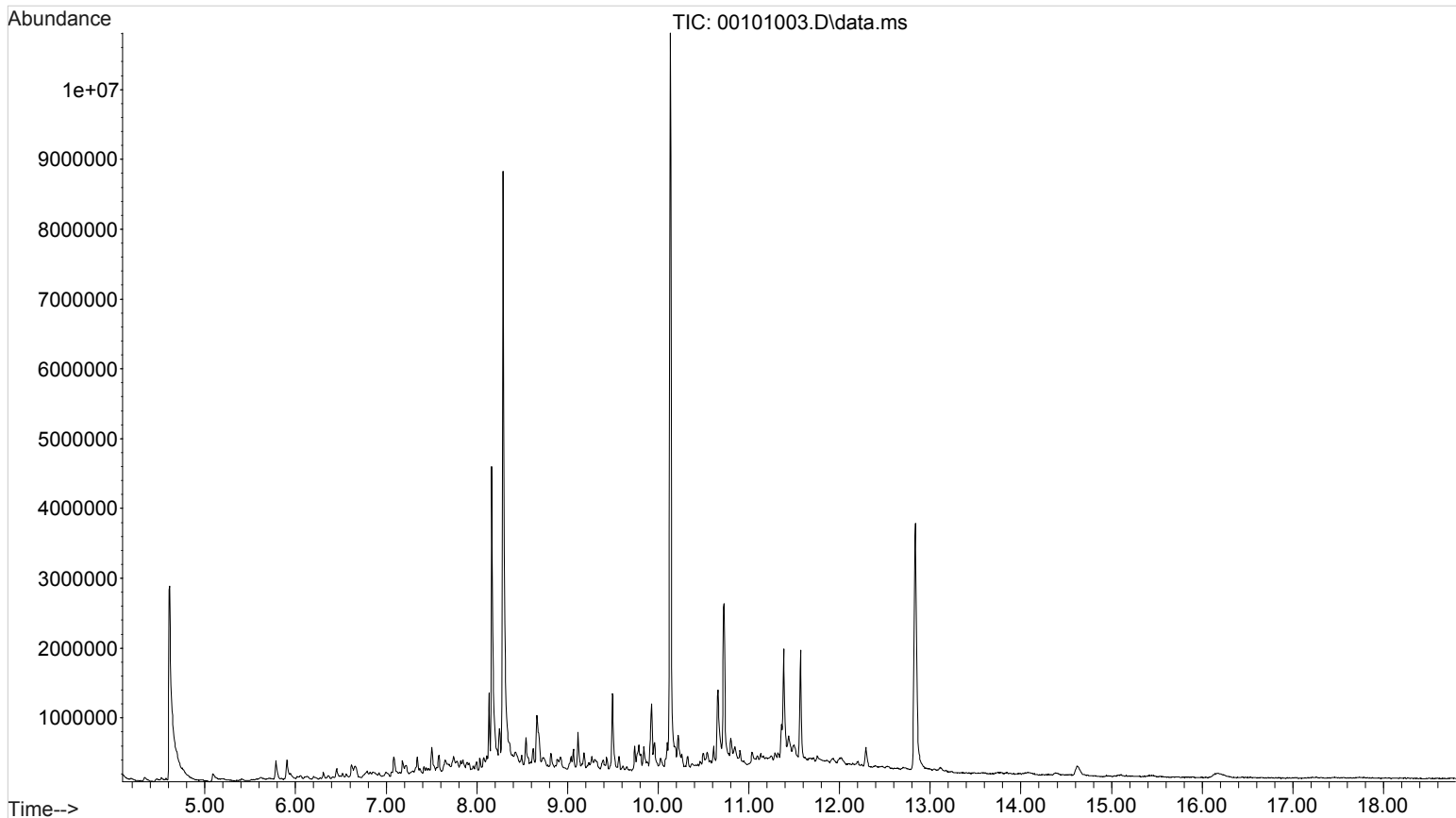
AM 2 control add 500 ul working solution to 4500 ul negative urine and extract.  
approximate concentration 989 ng/ml methamphetamine  
approximate concentration ~~2110~~ ng/ml morphine

~~2088~~ <sup>3/17/23</sup>

File :G:\TOX\CDA\Instrument 65198\2021\am 2\061622\00201002.D  
Operator : Instrument 65198  
Acquired : 16 Jun 2022 16:11 using AcqMethod TOXI-A 10115.M  
Instrument : Instrument 65198 GCMS CdA  
Sample Name: negative control  
Misc Info : am 2  
Vial Number: 2



File :D:\DATA\2021\am 2\061622\00101003.D  
Operator : Instrument 65198  
Acquired : 16 Jun 2022 16:33 using AcqMethod TOXI-A 10115.M  
Instrument : Instrument 65198 GCMS CdA  
Sample Name: positive control  
Misc Info : am 2  
Vial Number: 1



File :D:\DATA\2021\am 2\061622\00101003.D  
Operator : Instrument 65198  
Acquired : 16 Jun 2022 16:33 using AcqMethod TOXI-A 10115.M  
Instrument : Instrument 65198 GCMS CdA  
Sample Name: positive control  
Misc Info : am 2  
Vial Number: 1

