























**Worklist: 6755**

<u>LAB CASE</u>	<u>ITEM</u>	<u>ITEM TYPE</u>	<u>DESCRIPTION</u>	
M2024-0854	1	BCK	AM 28 Blood Multi-Drug Quant Panel 1 by LC-QQQ	
M2024-0986	1	BCK	AM 28 Blood Multi-Drug Quant Panel 1 by LC-QQQ	
M2024-1017	2	BCK	AM 28 Blood Multi-Drug Quant Panel 1 by LC-QQQ	
M2024-1056	2	BCK	AM 28 Blood Multi-Drug Quant Panel 1 by LC-QQQ	
M2024-1071	2	BCK	AM 28 Blood Multi-Drug Quant Panel 1 by LC-QQQ	
P2024-0534	2	BCK	AM 28 Blood Multi-Drug Quant Panel 1 by LC-QQQ	
P2024-0553	1	BCK	AM 28 Blood Multi-Drug Quant Panel 1 by LC-QQQ	
P2024-0673	1	BCK	AM 28 Blood Multi-Drug Quant Panel 1 by LC-QQQ	
P2024-0778	1	BCK	AM 28 Blood Multi-Drug Quant Panel 1 by LC-QQQ	
P2024-0779	1	BCK	AM 28 Blood Multi-Drug Quant Panel 1 by LC-QQQ	
P2024-0780	1	BCK	AM 28 Blood Multi-Drug Quant Panel 1 by LC-QQQ	
P2024-0792	1	BCK	AM 28 Blood Multi-Drug Quant Panel 1 by LC-QQQ	
P2024-0811	1	UCK	AM 28 Urine Multi-Drug Confirmation Panel 1 by LC-	
P2024-0811	2	UCK	AM 28 Urine Multi-Drug Confirmation Panel 1 by LC-	
P2024-0811	3	UCK	AM 28 Urine Multi-Drug Confirmation Panel 1 by LC-	
P2024-0811	4	UCK	AM 28 Urine Multi-Drug Confirmation Panel 1 by LC-	
P2024-0812	1	BCK	AM 28 Blood Multi-Drug Quant Panel 1 by LC-QQQ	
P2024-0814	1	BCK	AM 28 Blood Multi-Drug Quant Panel 1 by LC-QQQ	
P2024-0853	1	BCK	AM 28 Blood Multi-Drug Quant Panel 1 by LC-QQQ	
P2024-0861	1	BCK	AM 28 Blood Multi-Drug Quant Panel 1 by LC-QQQ	
P2024-0873	1	BCK	AM 28 Blood Multi-Drug Quant Panel 1 by LC-QQQ	

**Worklist: 6755**

<u>LAB CASE</u>	<u>ITEM</u>	<u>ITEM TYPE</u>	<u>DESCRIPTION</u>
P2024-0880	1	BCK	AM 28 Blood Multi-Drug Quant Panel 1 by LC-QQQ
P2024-0881	1	BCK	AM 28 Blood Multi-Drug Quant Panel 1 by LC-QQQ
P2024-0882	1	BCK	AM 28 Blood Multi-Drug Quant Panel 1 by LC-QQQ
P2024-0883	1	BCK	AM 28 Blood Multi-Drug Quant Panel 1 by LC-QQQ



## AM# 28: Multi-Drug Quantitation by LC-MS/MS

Extraction Date: 04/03/2024

Plate lot#: 231215

**Mobile phase A:** 5mM Amm Form + 0.01% FA  
Instant Buffer I

**Blank Blood Lot:** Lampire 23A52595

**LCMS-QQQ ID:** 069901

Analyst: Celena Shrum

Plate Retest Date: 06/15/2024

**Mobile phase B:** 0.01% Formic Acid in MeOH  
Ethyl Acetate LC Methanol

**Column:** Agilent 120 EC-C18 (2.1x 100-2.7um)

**Blank Urine Lot:** POC021022

### Pre-Analytic:

- 1. Check levels of mobile phases and needle wash refill as needed. Ensure waste is not full.
- 2. Ensure correct column is installed and begin mobile phase flow allow to equilibrate ~ 30 minutes.

### Analytic:

- 1. Remove standards, plate, controls, and samples from cold storage. Allow to reach room temperature.
- 2. Urine Hydrolysis: In blank well, add 250µL urine, 40µL BG Turbo, and 100µL Instant Buffer I. Place on plate shaker for 5 minutes.
- 3. Using a calibrated pipette, pipette **250µL blood or 250µL hydrolyzed urine** into the appropriate wells of the analytical (standards) plate. **Pipette ID: 42**
- 4. Pipette **250µL of 0.5 M ammonium hydroxide** in wells of analytical plate.
- 5. Place on shaking incubator at ambient temp., 900rpm for 15 minutes.
- 6. Transfer **200-450µL of blood+base or urine+base (if applicable)** mixture to corresponding wells of SLE+ plate. Amount transferred: 300µl
- 7. Apply positive pressure for approx. 10-15 seconds (or until no liquid remains on top of sorbent). **(Load at 85-100 PSI- Selector to the right). Manifold ID: 067104**
- 8. Wait 5 minutes.
- 9. Add **900uL ethyl acetate.**
- 10. Wait 5 minutes.
- 11. Apply positive pressure for approx. 15 seconds. **(10-15 PSI- Selector to the left).**
- 12. Add **900uL ethyl acetate.**
- 13. Wait 5 minutes.
- 14. Apply positive pressure for approx. 15 seconds. **(10-15 PSI- Selector to the left).**
- 15. Remove plate containing eluate.
- 16. Add 50µl of 1% HCl in MeOH to all wells in the run and place ACT cover on top of plate prior to drying.
- 17. Place on SPE Dry and evaporate to dryness at approx. 35°C.
- 18. Reconstitute in **100µL 20% LC MeOH** and heat seal plate with foil. Place in autosampler and run worklist.

### Post-Analytic

- 1. Create batch and process data.
- 2. Make necessary changes to integration limits
- 3. Integration linear and R<sup>2</sup> values ≥0.98 for each analyte.
- 4. For unknown samples and controls: response ratio within 20% of average of controls and standards, RT within +/- 5% (tramadol RT +/-2%), S/N for primary transition >10 and secondary transitions >5.
- 5. Did all QCs pass for each analyte? See comments
- 6. Central File Packet to include: Method Checklist, Calibration and Control Reports.

COMMENTS:

Curve Limits:

Alpha-PHP 5-500 --calibrator 8 dropped due to accuracy  
Amphetamine 5-250 --calibrators 7 and 8 dropped due to accuracy  
Clonazepam 5-500 --calibrator 8 dropped due to accuracy  
Clonazolam 5-250 --calibrators 7 and 8 dropped due to accuracy

- Dihydrocodeine 5-500 --calibrator 8 dropped due to accuracy
- Diphenhydramine- Qualitative due to QC 100 accuracy
- Etizolam 5-250 --calibrators 7 and 8 dropped due to accuracy
- Ketamine 5-500 --calibrator 8 dropped due to accuracy
- Lamotrigine 5-250 --calibrators 7 and 8 dropped due to accuracy
- Meprobamate- 5-250 --calibrators 7 and 8 dropped due to accuracy
- Methamphetamine 5-500 --calibrator 8 dropped due to accuracy
- Metoprolol 5-500 --calibrator 8 dropped due to accuracy
- Norfentanyl 0.5-50 --calibrator 8 dropped due to accuracy
- Norhydrocodone 5-500 --calibrator 8 dropped due to accuracy
- Phentermine 5-500 --calibrator 8 dropped due to accuracy
- Trazodone 5-500 --calibrator 8 dropped due to accuracy

8

	1	2	3	4	5	6	7	8	9	10	11	12
A								M2024-0854-1	P2024-0779-1	P2024-0880-1	P2024-0811-4	IS + Cal. 8
B								M2024-0986-1	P2024-0780-1	P2024-0881-1	NEG URINE	IS + Cal. 7
C								M2024-1017-2	P2024-0792-1	P2024-0882-1	NEG BLOOD	IS + Cal. 6
D								M2024-1056-2	P2024-0812-1	P2024-0883-1	IS + QC_2	IS + Cal. 5
E								P2024-0534-2	P2024-0814-1	M2024-1071-2	IS + QC_4	IS + Cal. 4
F								P2024-0553-1	P2024-0853-1	P2024-0811-1	IS + QC_3	IS + Cal. 3
G								P2024-0673-1	P2024-0861-1	P2024-0811-2	IS + QC_2	IS + Cal. 2
H								P2024-0778-1	P2024-0873-1	P2024-0811-3	IS + QC_1	IS + Cal. 1



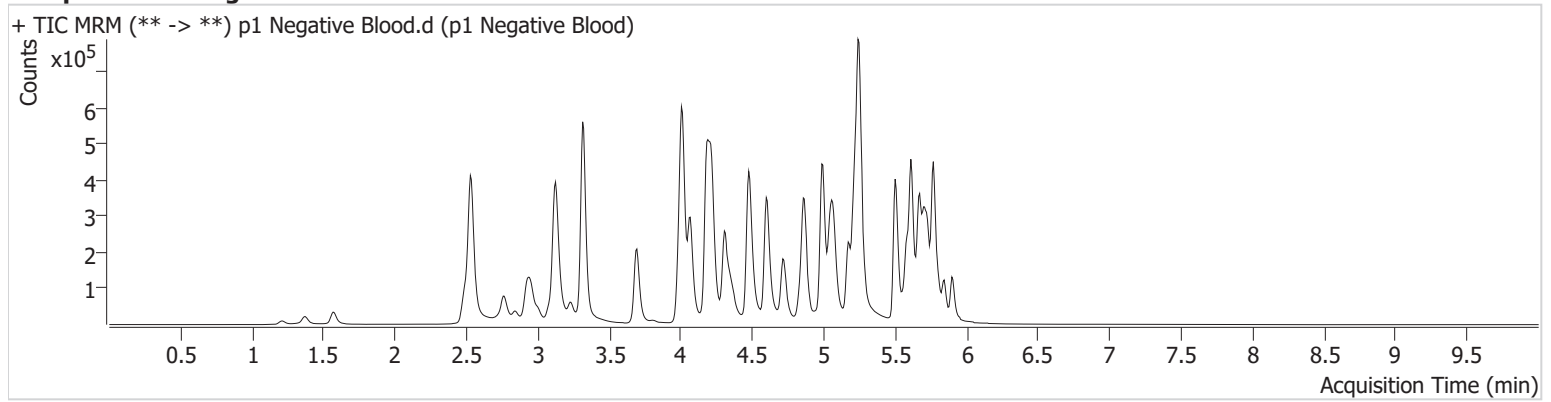
# AM #28 Multi-Drug Quant. Results

**Batch results** D:\MassHunter\Data\2024\AM 27 28\040324 AM 27 28 CS\QuantResults\AM 28.batch.bin  
**Calibration Last Update** 4/4/2024 10:45:28 AM

**Instrument** Falco (069901) **Data File** p1 Negative Blood.d  
**Type** Sample **Sample** p1 Negative Blood  
**Acq. Method** AM 28 MDQ P1.m **Operator** Celena Shrum  
**Sample Position** P2-C11 **Comment**  
**Injection Volume** 2  
**Acq. Date-Time** 4/4/2024 12:39:01 AM  
**Sample Info.**

Only drugs and concentrations listed on the laboratory report itself are appropriate to be used for interpretation purposes. Any drugs or values included in the notes but not included on the report are used by laboratory personnel to make determinations/reach conclusions within the confines of the methods.

## Sample Chromatogram





# AM #28 Multi-Drug Quant. Results

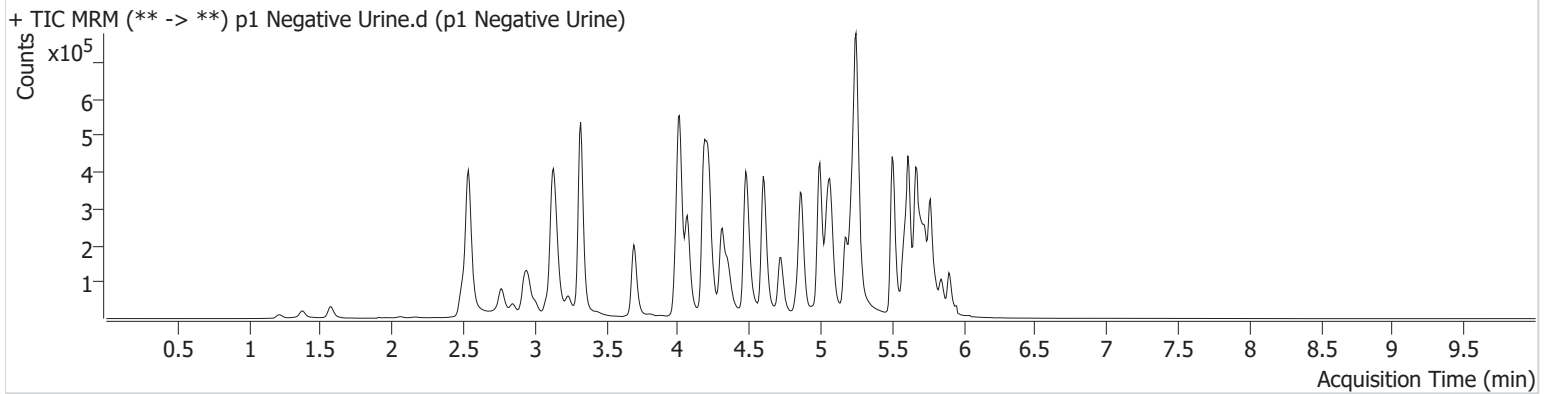
**Batch results** D:\MassHunter\Data\2024\AM 27 28\040324 AM 27 28 CS\QuantResults\AM 28.batch.bin  
**Calibration Last Update** 4/4/2024 10:45:28 AM

**Instrument** Falco (069901)  
**Type** Sample  
**Acq. Method** AM 28 MDQ P1.m  
**Sample Position** P2-B11  
**Injection Volume** 2  
**Acq. Date-Time** 4/4/2024 8:26:40 AM  
**Sample Info.**

**Data File** p1 Negative Urine.d  
**Sample** p1 Negative Urine  
**Operator** Celena Shrum  
**Comment**

Only drugs and concentrations listed on the laboratory report itself are appropriate to be used for interpretation purposes. Any drugs or values included in the notes but not included on the report are used by laboratory personnel to make determinations/reach conclusions within the confines of the methods.

## Sample Chromatogram





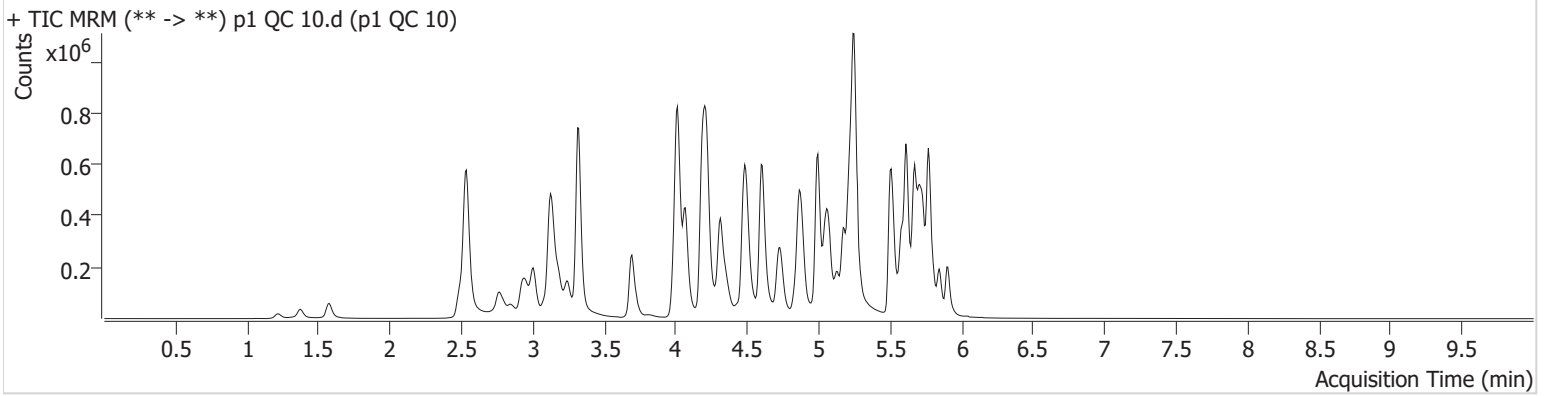
# AM #28 Multi-Drug Quant. Results

**Batch results** D:\MassHunter\Data\2024\AM 27 28\040324 AM 27 28 CS\QuantResults\AM 28.batch.bin  
**Calibration Last Update** 4/4/2024 10:45:28 AM

**Instrument** Falco (069901) **Data File** p1 QC 10.d  
**Type** QC **Sample** p1 QC 10  
**Acq. Method** AM 28 MDQ P1.m **Operator** Celena Shrum  
**Sample Position** P2-H11 **Comment**  
**Injection Volume** 2  
**Acq. Date-Time** 4/3/2024 11:35:17 PM  
**Sample Info.**

Only drugs and concentrations listed on the laboratory report itself are appropriate to be used for interpretation purposes. Any drugs or values included in the notes but not included on the report are used by laboratory personnel to make determinations/reach conclusions within the confines of the methods.

## Sample Chromatogram



Name	RT	Resp.	S/N	Ratio	S/N	ISTD Resp.	Final Conc.
6-MAM	3.089	2672	116.93	75.9	273.33	87301	0.9371 ng/ml
7-aminoclonazepam	4.223	49623	192.17	72.5	114.84	242755	10.0439 ng/ml
9-hydroxyrisperidone	4.603	7132	406.53	3782.0	887.03	1206071	9.4773 ng/ml
a-hydroxyalprazolam	5.651	21103	466.10	70.1	114.60	102749	9.6458 ng/ml
alpha-PHP	4.888	47159	944.18	262.5	6599.58	754025	9.7938 ng/ml
alpha-PVP	4.322	180901	5679.81	47.5	284.19	754025	9.5358 ng/ml
Alprazolam	5.734	85602	2436.16	111.9	321.05	393527	9.4590 ng/ml
Amphetamine	3.006	282922	103.34	46.8	109.96	394963	10.1216 ng/ml
Benzoylcegonine	3.842	3802	106.58	38.6	22.56	13518	10.4275 ng/ml
Bromazolam	5.773	43597	51645.22	113.8	29104.38	203122	9.4711 ng/ml
Buprenorphine	5.826	4260	348.72	15.8	782.48	162674	0.9577 ng/ml
Bupropion	4.744	176600	5290.07	69.7	752.89	531990	9.2719 ng/ml
Carisoprodol	5.682	99034	5490.55	62.3	131.20	433018	9.2752 ng/ml
Citalopram	5.173	131999	625.64	33.2	336.75	621100	9.2704 ng/ml
Clonazepam	5.570	83584	2933.77	37.9	4237.23	124382	10.2542 ng/ml
Clonazolam	5.513	69888	57778.51	33.1	25692.31	124382	10.2383 ng/ml
Cocaine	4.216	116967	448.19	55.3	265.58	1024436	10.0058 ng/ml
Codeine	2.542	13203	1382.16	103.3	3713.50	74217	9.8282 ng/ml
Cyclobenzaprine	5.586	103701	395.59	7.9	472.11	496588	9.6602 ng/ml
Dextromethorphan	5.230	78390	720.79	86.2	165.79	423840	9.0977 ng/ml
Dextrorphan	4.068	58408	460.49	203.7	346.95	713644	9.9249 ng/ml
Diazepam	5.906	61218	548.56	92.4	3259.95	284315	10.1432 ng/ml
Dihydrocodeine	2.521	36470	877.46	61.9	4302.89	229887	9.9988 ng/ml
Diphenhydramine	5.251	323082	237.08	30.5	365.62	2035573	8.0325 ng/ml
Doxylamine	4.497	329049	1766.10	99.8	5501.80	1511041	9.9290 ng/ml
Duloxetine	5.612	8771	190.35	11.3	20.31	50269	9.9783 ng/ml
EDDP	5.215	146128	98.06	40.5	70.71	792301	9.3690 ng/ml
Etizolam	5.773	54367	745.07	24.1	11428.15	124382	9.1073 ng/ml
Fentanyl	5.062	12196	705.57	80.3	446.15	717522	0.9164 ng/ml
Fluorofentanyl	5.116	31440	448.09	41.7	768.48	5726	0.9122 ng/ml
Fluoxetine	5.673	95564	2176.46	7.9	6108.93	358628	10.0724 ng/ml



# AM #28 Multi-Drug Quant. Results



Name	RT	Resp.	S/N	Ratio	S/N	ISTD Resp.	Final Conc.
Hydrocodone	2.982	50928	156.61	32.4	69.48	277972	9.6971 ng/ml
Hydromorphone	1.582	38566	1369.89	76.5	651.54	134658	9.4793 ng/ml
Hydroxyzine	5.670	127946	521.49	76.0	1109.38	423840	9.2683 ng/ml
Ketamine	4.007	114381	664.86	35.6	134.75	486702	10.0624 ng/ml
Lamotrigine	4.232	11227	455.98	82.9	7414.61	1480888	10.0483 ng/ml
Lorazepam	5.706	65421	725.77	53.3	161.15	503266	10.2123 ng/ml
MDA	3.147	168622	95.23	33.8	869.99	562708	10.8371 ng/ml
MDMA	3.248	114925	2021.83	91.6	261.63	135967	9.5800 ng/ml
Meprobamate	4.861	44577	141.78	35.1	78.23	213844	9.8047 ng/ml
Methadone	5.618	225195	481.16	51.5	922.39	965173	9.3818 ng/ml
Methamphetamine	3.182	247540	348.63	38.7	214.00	946206	9.7156 ng/ml
Metoprolol	4.279	33774	10614.83	106.4	899.46	1340176	9.6276 ng/ml
Mirtazapine	4.593	235265	5123.82	51.1	502.65	754025	10.1412 ng/ml
Mitragynine	5.198	49957	933.12	34.8	1233.83	965173	9.7795 ng/ml
Morphine	1.227	8301	324.08	24.3	166.28	14102	9.8650 ng/ml
Norbuprenorphine	4.944	588	382.61	111.3	940.53	32657	0.9520 ng/ml
Nordiazepam	5.853	63647	250.16	56.0	417.97	223100	9.7237 ng/ml
Norfentanyl	4.035	25921	3623.59	35.7	85.89	1184555	0.9808 ng/ml
Norhydrocodone	3.023	10058	92.98	41.1	46.53	69526	8.8595 ng/ml
Noroxycodone	2.866	32115	205.12	49.3	162.82	111431	10.1767 ng/ml
O-desmethyl-tramadol	3.321	267072	7699.45	5.7	300.40	1726405	9.2786 ng/ml
o-desmethylvenlafaxine	4.020	227498	3109.67	25.8	270.67	30914	9.4166 ng/ml
Olanzapine	4.434	53394	2757.22	53.8	415.71	133766	10.0644 ng/ml
Oxazepam	5.708	94781	230.58	71.4	479.46	503266	10.0767 ng/ml
Oxycodone	2.791	81916	599.03	30.0	386.17	343765	9.5879 ng/ml
Oxymorphone	1.379	22688	461.50	48.9	83.93	88305	9.5569 ng/ml
Phentermine	3.731	62878	475.36	7.6	291.54	715199	9.6978 ng/ml
Promethazine	5.509	165784	301.78	31.3	459.87	880974	9.8943 ng/ml
Pseudoephedrine	2.545	322303	220.13	17.3	122.57	1480888	9.6262 ng/ml
Quetiapine	5.519	176271	173.27	57.7	199.34	244443	10.0275 ng/ml
Sertraline	5.742	24259	179.82	102.6	263.91	106645	10.3816 ng/ml
Temazepam	5.776	173927	2846.97	27.0	287.21	788759	9.9454 ng/ml
Tramadol	4.197	241618	566.25	3.6	87.01	1340176	9.5205 ng/ml
Trazodone	5.130	221184	2507.25	59.6	4980.31	695056	10.2107 ng/ml
Venlafaxine	4.996	246927	4360.79	36.2	660.09	1362779	9.3531 ng/ml
Xylazine	4.035	100746	213.44	42.2	618.90	501858	9.6152 ng/ml
Zolpidem	4.886	253006	3081.84	27.8	725.15	1048493	10.0118 ng/ml



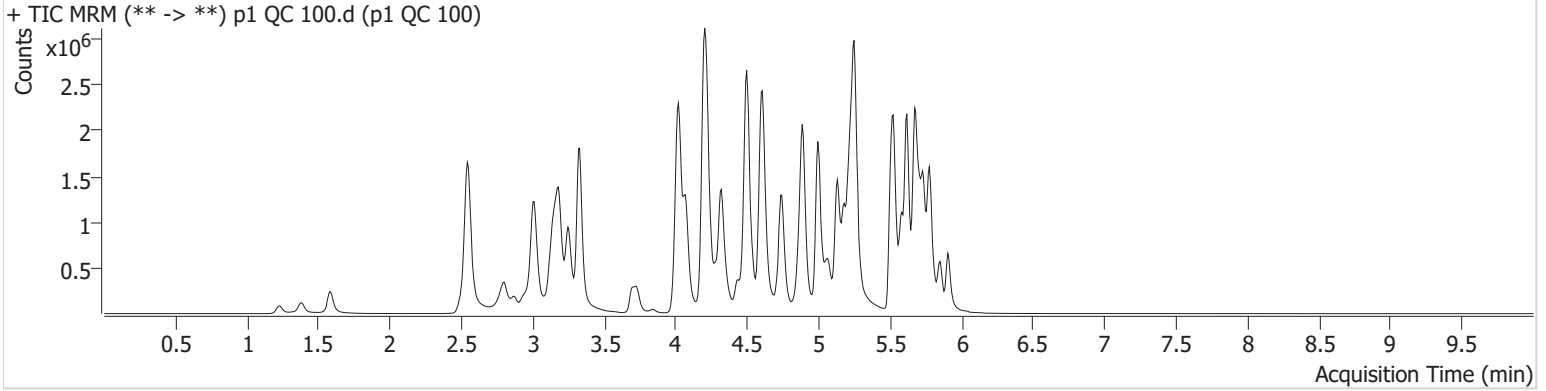
# AM #28 Multi-Drug Quant. Results

**Batch results** D:\MassHunter\Data\2024\AM 27 28\040324 AM 27 28 CS\QuantResults\AM 28.batch.bin  
**Calibration Last Update** 4/4/2024 10:45:28 AM

**Instrument** Falco (069901) **Data File** p1 QC 100.d  
**Type** QC **Sample** p1 QC 100  
**Acq. Method** AM 28 MDQ P1.m **Operator** Celena Shrum  
**Sample Position** P2-G11 **Comment**  
**Injection Volume** 2  
**Acq. Date-Time** 4/4/2024 10:34:20 AM  
**Sample Info.**

Only drugs and concentrations listed on the laboratory report itself are appropriate to be used for interpretation purposes. Any drugs or values included in the notes but not included on the report are used by laboratory personnel to make determinations/reach conclusions within the confines of the methods.

### Sample Chromatogram



Name	RT	Resp.	S/N	Ratio	S/N	ISTD Resp.	Final Conc.
6-MAM	3.096	29942	691.81	69.3	666.30	90960	9.5802 ng/ml
7-aminoclonazepam	4.223	421261	15881.35	74.0	267.16	208320	96.9037 ng/ml
9-hydroxyrisperidone	4.610	76599	546.63	3846.7	11145.54	1278287	94.3689 ng/ml
a-hydroxyalprazolam	5.657	186370	1090.46	67.4	482.93	83449	112.6510 ng/ml
alpha-PHP	4.888	466585	3190.90	259.2	13632.52	782728	97.8792 ng/ml
alpha-PVP	4.322	1864977	682.17	48.7	31675.67	782728	91.4068 ng/ml
Alprazolam	5.734	815396	694.80	109.8	614.12	351014	93.9771 ng/ml
Amphetamine	3.013	2470960	32477.29	46.8	295.20	402151	94.0528 ng/ml
Benzoylcegonine	3.842	38586	3537.03	37.4	176.92	14957	93.3914 ng/ml
Bromazolam	5.773	345237	1154.39	117.0	18689.87	164370	97.1223 ng/ml
Buprenorphine	5.826	46101	37727.77	15.7	11301.28	167294	9.3123 ng/ml
Bupropion	4.744	1908859	21877.80	68.9	14487.32	564950	92.7844 ng/ml
Carisoprodol	5.689	795473	2172.64	60.5	1258.72	345630	88.9397 ng/ml
Citalopram	5.179	1316398	913.88	33.9	2131.96	607656	89.0838 ng/ml
Clonazepam	5.570	678059	636835.45	37.2	691.53	105883	102.7136 ng/ml
Clonazolam	5.513	552034	614748.47	35.8	200960.65	105883	98.2495 ng/ml
Cocaine	4.216	1181683	205241.01	56.6	2291193.48	1034008	97.3257 ng/ml
Codeine	2.548	118679	200.94	101.0	3643.66	68869	103.7195 ng/ml
Cyclobenzaprine	5.586	1008556	97492.01	8.0	237.23	472075	93.8261 ng/ml
Dextromethorphan	5.230	788596	492.60	82.8	4620.90	423157	90.1235 ng/ml
Dextrorphan	4.075	568989	1743.58	208.5	667.11	706663	93.6938 ng/ml
Diazepam	5.906	574869	98810.82	89.4	351.15	272817	97.4056 ng/ml
Dihydrocodeine	2.521	357063	2179.67	62.8	577.16	240191	99.8363 ng/ml
Diphenhydramine	5.251	3344770	422667.01	30.4	10148.68	2015658	78.7118 ng/ml
Doxylamine	4.497	3624962	446611.76	96.7	562803.44	1620883	97.0846 ng/ml
Duloxetine	5.612	69251	1329.45	14.4	684.59	42044	92.3520 ng/ml
EDDP	5.222	1398840	548.30	41.8	251.33	752945	90.8468 ng/ml
Etizolam	5.773	488591	31807.52	24.7	140484.35	105883	89.7882 ng/ml
Fentanyl	5.062	130408	6867.85	75.7	57506.09	712076	9.5979 ng/ml
Fluorofentanyl	5.116	312680	6346.74	40.4	2226.41	4979	10.6996 ng/ml
Fluoxetine	5.673	767079	10055.14	7.7	328.05	300640	94.5505 ng/ml

# AM #28 Multi-Drug Quant. Results



Name	RT	Resp.	S/N	Ratio	S/N	ISTD Resp.	Final Conc.
Hydrocodone	2.982	485743	510.83	37.6	∞	288343	94.5085 ng/ml
Hydromorphone	1.582	403038	1405144.33	75.5	3551.08	137504	94.6300 ng/ml
Hydroxyzine	5.670	1274991	35447.64	76.4	624867.20	423157	84.3862 ng/ml
Ketamine	4.007	1123782	55319.66	35.8	482.40	499727	102.3140 ng/ml
Lamotrigine	4.232	104212	1342.87	87.7	67354.57	1426720	94.3582 ng/ml
Lorazepam	5.706	349788	1316.86	54.1	339.18	320954	91.1662 ng/ml
MDA	3.153	1446600	181.51	32.6	3011.37	506820	111.9899 ng/ml
MDMA	3.248	1198091	17552.33	93.7	153.29	136527	96.5990 ng/ml
Meprobamate	4.861	366642	1632.58	33.7	94.20	194732	98.6447 ng/ml
Methadone	5.618	2337178	12327.29	49.8	20973.10	939531	92.7952 ng/ml
Methamphetamine	3.189	2537617	27189.19	37.9	10150.36	1004214	97.3323 ng/ml
Metoprolol	4.279	350368	662532.42	104.9	10317.32	1333562	105.6472 ng/ml
Mirtazapine	4.593	2384837	537383.41	50.4	1749.49	782728	99.6029 ng/ml
Mitragynine	5.198	478879	309760.94	34.1	137076.15	939531	94.9630 ng/ml
Morphine	1.227	82520	2012.55	25.0	302.53	14422	97.6233 ng/ml
Norbuprenorphine	4.951	5455	∞	116.1	7879.58	32114	8.8653 ng/ml
Nordiazepam	5.853	532205	2445.41	59.2	637.37	186832	97.4947 ng/ml
Norfentanyl	4.035	236163	7164.28	38.0	756.25	1045354	9.3275 ng/ml
Norhydrocodone	3.023	121289	223.23	37.8	121.11	70619	90.4700 ng/ml
Noroxycodone	2.873	317659	481.61	49.4	1041.60	108361	102.4740 ng/ml
O-desmethyl-tramadol	3.328	2901466	2325.44	5.5	439.20	1802147	91.3542 ng/ml
o-desmethylvenlafaxine	4.020	2287780	69835.52	26.1	885.90	29088	93.6806 ng/ml
Olanzapine	4.434	580885	28767.60	55.2	3344.06	144345	101.3659 ng/ml
Oxazepam	5.715	584479	332.00	71.9	5309.98	320954	99.3844 ng/ml
Oxycodone	2.798	862151	3720.56	29.9	1289.09	355129	96.8834 ng/ml
Oxymorphone	1.379	235710	447.53	46.9	232.02	90908	95.1819 ng/ml
Phentermine	3.731	628867	438.62	7.2	2565.09	737474	99.4923 ng/ml
Promethazine	5.509	1665298	97747.50	32.0	5592.24	854239	95.8951 ng/ml
Pseudoephedrine	2.552	3264533	79962.75	17.0	54143.94	1426720	94.8905 ng/ml
Quetiapine	5.526	1784114	262431.58	59.3	1511264.72	252586	100.1848 ng/ml
Sertraline	5.742	177890	2132.09	96.1	2421.93	80100	98.6436 ng/ml
Temazepam	5.783	1232220	584.42	26.9	629.61	546022	98.5649 ng/ml
Tramadol	4.197	2590980	∞	3.7	108.05	1333562	103.3172 ng/ml
Trazodone	5.130	2166545	113.54	63.7	532.84	732984	98.7475 ng/ml
Venlafaxine	4.996	2691304	110835.37	34.0	1940.79	1413474	92.3907 ng/ml
Xylazine	4.035	1009143	475369.43	47.2	2420.85	482318	96.3561 ng/ml
Zolpidem	4.886	2659630	1621.57	27.5	1841.01	1121462	100.5342 ng/ml



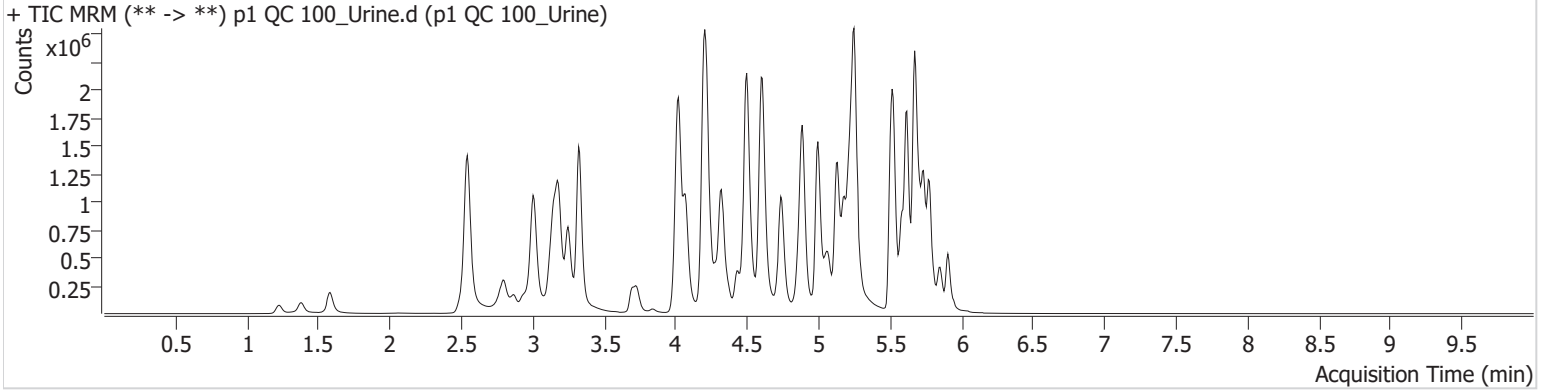
# AM #28 Multi-Drug Quant. Results

**Batch results** D:\MassHunter\Data\2024\AM 27 28\040324 AM 27 28 CS\QuantResults\AM 28.batch.bin  
**Calibration Last Update** 4/4/2024 10:45:28 AM

**Instrument** Falco (069901) **Data File** p1 QC 100\_Urine.d  
**Type** QC **Sample** p1 QC 100\_Urine  
**Acq. Method** AM 28 MDQ P1.m **Operator** Celena Shrum  
**Sample Position** P2-D11 **Comment**  
**Injection Volume** 2  
**Acq. Date-Time** 4/4/2024 8:47:55 AM  
**Sample Info.**

Only drugs and concentrations listed on the laboratory report itself are appropriate to be used for interpretation purposes. Any drugs or values included in the notes but not included on the report are used by laboratory personnel to make determinations/reach conclusions within the confines of the methods.

### Sample Chromatogram



Name	RT	Resp.	S/N	Ratio	S/N	ISTD Resp.	Final Conc.
6-MAM	3.089	23928	18202.63	68.7	40111.62	72634	9.5875 ng/ml
7-aminoclonazepam	4.223	404531	84.58	75.1	6175.15	191510	101.2105 ng/ml
9-hydroxyrisperidone	4.603	65262	41316.31	3848.2	4682.92	1066951	96.3230 ng/ml
a-hydroxyalprazolam	5.651	128514	224.75	69.1	385.19	59206	109.4661 ng/ml
alpha-PHP	4.888	370428	3266.16	254.4	1304.07	646898	94.0032 ng/ml
alpha-PVP	4.322	1503530	536.40	50.1	3223.09	646898	89.1736 ng/ml
Alprazolam	5.734	600554	2109.00	108.0	1450.85	251699	96.5071 ng/ml
Amphetamine	3.006	2043926	115.61	48.0	1004.97	341384	91.6223 ng/ml
Benzoylcegonine	3.842	33640	1268.86	36.8	43.79	12332	98.7280 ng/ml
Bromazolam	5.773	267568	16687.81	117.6	284243.34	129772	95.3317 ng/ml
Buprenorphine	5.826	35637	6595.44	16.2	11304.84	119373	10.0818 ng/ml
Bupropion	4.738	1495339	894.40	69.8	14040.41	443540	92.5803 ng/ml
Carisoprodol	5.682	593681	587.60	59.6	∞	246336	93.1111 ng/ml
Citalopram	5.179	1131574	1405.73	33.9	528.18	524375	88.7405 ng/ml
Clonazepam	5.570	340662	2375.88	36.0	1476.64	50555	108.1116 ng/ml
Clonazolam	5.513	383885	38416.13	36.2	239317.61	50555	143.2764 ng/ml
Cocaine	4.216	918121	30793.35	56.0	786.08	805759	97.0396 ng/ml
Codeine	2.542	101345	281.04	103.2	235347.49	59742	102.0856 ng/ml
Cyclobenzaprine	5.586	964203	407.87	7.8	276.58	455697	92.9290 ng/ml
Dextromethorphan	5.230	707103	265.82	81.7	3571.13	380966	89.7606 ng/ml
Dextrorphan	4.075	468208	602.99	207.2	1015.60	577996	94.2583 ng/ml
Diazepam	5.906	445687	1006.88	91.7	678.14	212898	96.7721 ng/ml
Dihydrocodeine	2.521	296964	9483.37	63.4	1058.96	196259	101.6321 ng/ml
Diphenhydramine	5.251	2889717	21129.69	31.2	16186.75	1732700	79.1055 ng/ml
Doxylamine	4.497	2969184	339.09	94.9	194626.89	1289590	99.9347 ng/ml
Duloxetine	5.612	136557	2029.37	14.0	434.04	83538	91.6563 ng/ml
EDDP	5.215	1023962	8906.00	41.2	606.69	562146	89.0792 ng/ml
Etizolam	5.773	369436	1140.21	24.6	58502.78	50555	141.8044 ng/ml
Fentanyl	5.062	124323	133.36	72.5	2269.68	676091	9.6370 ng/ml
Fluorofentanyl	5.116	324439	4843.09	39.0	4851.42	5469	10.1055 ng/ml
Fluoxetine	5.673	1318774	4002.46	7.8	1020.10	514476	94.9885 ng/ml

# AM #28 Multi-Drug Quant. Results



Name	RT	Resp.	S/N	Ratio	S/N	ISTD Resp.	Final Conc.
Hydrocodone	2.982	425016	∞	35.0	149.12	233414	102.2059 ng/ml
Hydromorphone	1.582	321428	1369631.15	75.1	1505898.40	112087	92.5881 ng/ml
Hydroxyzine	5.670	1206822	9008.97	79.4	19054.18	380966	88.6740 ng/ml
Ketamine	4.007	917995	310.88	36.2	1579.64	418649	99.7471 ng/ml
Lamotrigine	4.232	89361	130.09	86.9	103.57	1194922	96.6000 ng/ml
Lorazepam	5.706	234849	1306.66	55.2	374.94	212828	92.3162 ng/ml
MDA	3.153	1180898	7710.08	33.7	3263.37	426753	108.5409 ng/ml
MDMA	3.248	966880	2579.77	94.9	3720.24	112314	94.7695 ng/ml
Meprobamate	4.861	264345	457.97	33.8	93.25	138228	100.2141 ng/ml
Methadone	5.618	1849549	6942.00	51.4	14278.34	778761	88.6284 ng/ml
Methamphetamine	3.182	2104527	11673.00	38.4	675.65	805049	100.7047 ng/ml
Metoprolol	4.279	288058	2100.47	102.3	1595.19	1090164	106.2548 ng/ml
Mirtazapine	4.593	2012285	2001.01	50.0	269.63	646898	101.6913 ng/ml
Mitragynine	5.198	482874	2713.40	33.3	2429.66	778761	115.4906 ng/ml
Morphine	1.227	74434	354.85	24.7	1468.83	13068	97.1812 ng/ml
Norbuprenorphine	4.951	4687	6569.48	109.1	6093.84	26093	9.3738 ng/ml
Nordiazepam	5.853	368874	18237.19	57.8	957.39	134442	93.9047 ng/ml
Norfentanyl	4.035	195165	618.73	36.9	243.33	854579	9.4281 ng/ml
Norhydrocodone	3.023	100487	200.23	37.5	117.18	58690	90.1923 ng/ml
Noroxycodone	2.866	275846	470.30	50.2	906.89	96378	100.0520 ng/ml
O-desmethyl-tramadol	3.328	2327317	1096.23	5.7	864.37	1440730	91.6570 ng/ml
o-desmethylvenlafaxine	4.020	1898014	118122.34	25.9	830.51	24149	93.6181 ng/ml
Olanzapine	4.428	635104	5466.97	55.9	420.96	160227	99.8424 ng/ml
Oxazepam	5.708	366059	681.18	72.9	812.58	212828	93.8550 ng/ml
Oxycodone	2.798	745553	2775.00	29.7	2153.72	307614	96.7218 ng/ml
Oxymorphone	1.379	182761	∞	49.1	∞	73067	91.8260 ng/ml
Phentermine	3.731	513357	2260.52	7.4	136.56	591041	101.3513 ng/ml
Promethazine	5.509	1708817	1729.64	33.2	4284.37	897817	93.6415 ng/ml
Pseudoephedrine	2.545	2755615	31459.21	17.0	1422.05	1194922	95.6303 ng/ml
Quetiapine	5.526	1425546	660.77	59.6	3961.58	211867	95.4241 ng/ml
Sertraline	5.742	332415	513.79	95.6	699.96	155078	95.2198 ng/ml
Temazepam	5.776	756959	1550.16	26.2	190.15	345816	95.6134 ng/ml
Tramadol	4.197	2071391	∞	3.8	173.26	1090164	101.0381 ng/ml
Trazodone	5.130	2011477	69578.47	65.1	177.09	687238	97.7777 ng/ml
Venlafaxine	4.996	2209646	653.59	34.0	394.77	1148939	93.3147 ng/ml
Xylazine	4.035	830660	104724.35	47.1	152.39	400360	95.5539 ng/ml
Zolpidem	4.886	2209142	166.00	27.1	897637.40	914791	102.3760 ng/ml



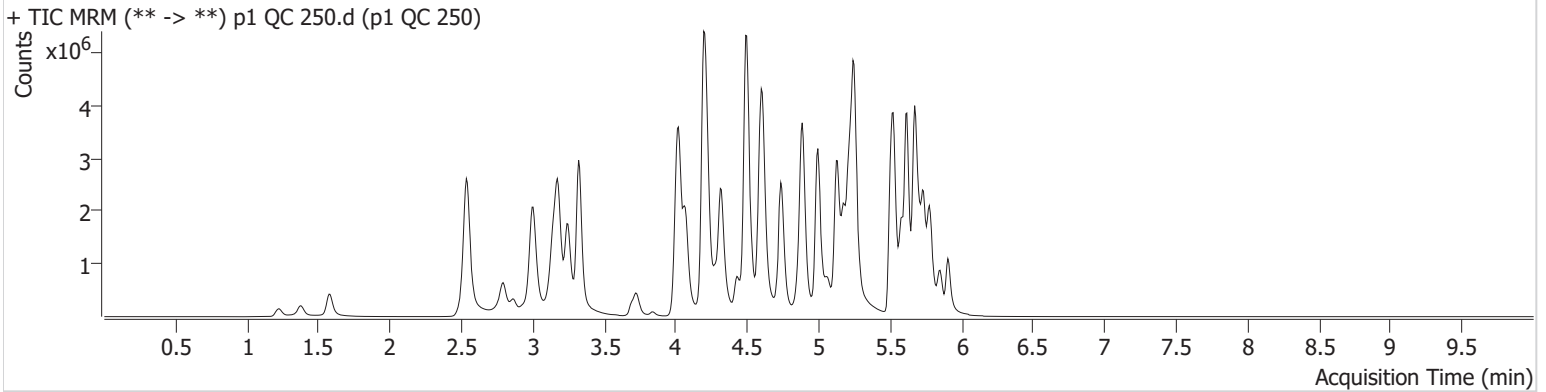
# AM #28 Multi-Drug Quant. Results

**Batch results** D:\MassHunter\Data\2024\AM 27 28\040324 AM 27 28 CS\QuantResults\AM 28.batch.bin  
**Calibration Last Update** 4/4/2024 10:45:28 AM

**Instrument** Falco (069901) **Data File** p1 QC 250.d  
**Type** QC **Sample** p1 QC 250  
**Acq. Method** AM 28 MDQ P1.m **Operator** Celena Shrum  
**Sample Position** P2-F11 **Comment**  
**Injection Volume** 2  
**Acq. Date-Time** 4/3/2024 11:56:33 PM  
**Sample Info.**

Only drugs and concentrations listed on the laboratory report itself are appropriate to be used for interpretation purposes. Any drugs or values included in the notes but not included on the report are used by laboratory personnel to make determinations/reach conclusions within the confines of the methods.

## Sample Chromatogram



Name	RT	Resp.	S/N	Ratio	S/N	ISTD Resp.	Final Conc.
6-MAM	3.089	59480	32306.13	75.4	110779.86	72234	23.8885 ng/ml
7-aminoclonazepam	4.223	673132	4120.46	70.3	176.48	128879	249.8497 ng/ml
9-hydroxyrisperidone	4.603	153624	1034.81	3975.0	5915.30	1013330	238.4667 ng/ml
a-hydroxyalprazolam	5.651	289058	291.68	68.2	702.95	59892	244.3576 ng/ml
alpha-PHP	4.888	912345	1829.96	256.6	1952.14	636445	236.1265 ng/ml
alpha-PVP	4.322	3831056	991.03	49.5	116670.77	636445	230.3629 ng/ml
Alprazolam	5.734	1506636	979.12	107.9	1167.96	257875	235.2598 ng/ml
Amphetamine	3.006	4445975	244424.24	45.6	203.90	331446	206.4577 ng/ml
Benzoylcegonine	3.835	84364	222.10	36.6	307.93	12551	242.8867 ng/ml
Bromazolam	5.773	568729	3839.58	119.7	877990.96	111553	236.4706 ng/ml
Buprenorphine	5.826	101822	58714.94	14.6	894.83	144218	23.7330 ng/ml
Bupropion	4.738	3930768	1720.68	68.8	763.50	463420	232.6622 ng/ml
Carisoprodol	5.689	1256220	31512.33	59.2	3086.59	208577	231.9612 ng/ml
Citalopram	5.173	2726844	976.96	33.3	2880.74	472959	236.1079 ng/ml
Clonazepam	5.570	1070506	10566.64	36.2	37149.05	69687	247.2106 ng/ml
Clonazolam	5.513	792624	918905.00	36.9	186553.38	69687	214.8061 ng/ml
Cocaine	4.216	2330659	6080.65	55.5	640.26	808755	244.9441 ng/ml
Codeine	2.535	214291	105.12	98.9	138.52	54743	236.8538 ng/ml
Cyclobenzaprine	5.586	2177930	37162.25	7.7	463.50	393784	242.0350 ng/ml
Dextromethorphan	5.230	1577874	755.09	79.2	331.42	319061	238.8758 ng/ml
Dextrorphan	4.068	1116480	532.62	212.5	2300.23	540652	239.6004 ng/ml
Diazepam	5.906	1126170	541.51	90.6	3304.74	214267	242.6441 ng/ml
Dihydrocodeine	2.514	691262	18209.38	63.5	1305.37	199782	233.3471 ng/ml
Diphenhydramine	5.251	6877850	682.20	29.8	715.54	1583505	205.1255 ng/ml
Doxylamine	4.497	7972417	2859.55	94.6	5031.66	1318391	261.6111 ng/ml
Duloxetine	5.612	145953	5013.26	13.2	757.83	35932	227.4313 ng/ml
EDDP	5.216	2846523	536.01	41.5	605.91	593821	233.7890 ng/ml
Etizolam	5.773	881561	92237.35	24.9	12330.50	69687	244.9924 ng/ml
Fentanyl	5.062	291058	218.43	75.3	8610.42	620152	24.5528 ng/ml
Fluorofentanyl	5.116	684805	745.02	39.6	6667.41	4429	26.3774 ng/ml
Fluoxetine	5.673	1573791	33196.09	7.6	3235.37	243793	238.8813 ng/ml

# AM #28 Multi-Drug Quant. Results



Name	RT	Resp.	S/N	Ratio	S/N	ISTD Resp.	Final Conc.
Hydrocodone	2.975	1048727	∞	35.9	2859.06	235724	250.6632 ng/ml
Hydromorphone	1.582	822659	1539533.48	76.2	6169.48	111560	237.6819 ng/ml
Hydroxyzine	5.670	2679492	700910.30	78.9	816108.35	319061	233.5879 ng/ml
Ketamine	4.001	2120514	692.52	35.6	431.60	410684	235.8311 ng/ml
Lamotrigine	4.232	184937	1349.18	86.2	276.71	1066079	223.7048 ng/ml
Lorazepam	5.706	456260	10232.89	53.9	392.01	174940	219.2163 ng/ml
MDA	3.147	2516619	13816.52	32.5	288.91	375996	263.9971 ng/ml
MDMA	3.248	2393381	105741.65	95.6	19149.21	108706	241.8992 ng/ml
Meprobamate	4.861	598582	380.66	34.0	325.44	156347	201.8848 ng/ml
Methadone	5.618	4975504	19056.12	48.7	1331.01	756355	244.1590 ng/ml
Methamphetamine	3.182	5176974	829.77	37.6	30592.12	839392	238.1377 ng/ml
Metoprolol	4.279	686015	1011.82	100.8	8776.58	1085126	255.0019 ng/ml
Mirtazapine	4.593	4822045	959739.44	49.9	1129.72	636445	247.7793 ng/ml
Mitragynine	5.198	1023467	338709.60	34.5	308995.14	756355	251.8579 ng/ml
Morphine	1.227	166003	1749.73	24.4	803.77	12067	234.9959 ng/ml
Norbuprenorphine	4.951	11619	912.40	113.1	167502.54	27900	21.7173 ng/ml
Nordiazepam	5.853	945110	378.94	57.0	1460.14	133536	242.3010 ng/ml
Norfentanyl	4.035	419869	26946.35	37.8	3568.90	697831	24.6994 ng/ml
Norhydrocodone	3.023	247677	477.47	38.8	89.53	55915	231.1876 ng/ml
Noroxycodone	2.866	611134	3609.54	49.6	3028.59	87131	245.0249 ng/ml
O-desmethyl-tramadol	3.321	6106821	∞	5.6	18646.29	1441963	239.4016 ng/ml
o-desmethylvenlafaxine	4.020	4210598	143774.32	25.8	7337.06	21785	229.1707 ng/ml
Olanzapine	4.428	1272727	332.14	55.2	222.40	123746	259.0481 ng/ml
Oxazepam	5.708	759449	5877.11	72.6	1805.12	174940	237.2303 ng/ml
Oxycodone	2.791	1771872	2795.45	30.2	861.23	296224	238.5789 ng/ml
Oxymorphone	1.372	465296	∞	47.4	∞	75991	224.5848 ng/ml
Phentermine	3.731	1154422	306.10	7.2	2134.35	598509	225.8337 ng/ml
Promethazine	5.503	3751171	40549.24	32.0	7756.06	745992	246.2380 ng/ml
Pseudoephedrine	2.545	6294628	81927.22	16.6	117.55	1066079	243.8128 ng/ml
Quetiapine	5.526	3536260	114698.34	59.0	611.72	205544	244.3420 ng/ml
Sertraline	5.742	408868	915.81	96.6	987.83	73947	245.1295 ng/ml
Temazepam	5.783	1740585	10878.22	27.0	5530.68	310770	244.1083 ng/ml
Tramadol	4.197	5204832	∞	3.7	374.13	1085126	255.1715 ng/ml
Trazodone	5.130	4448935	222478.02	65.3	120675.17	629852	236.6324 ng/ml
Venlafaxine	4.996	5648223	21855.82	33.3	9848.93	1135047	240.4633 ng/ml
Xylazine	4.035	1983632	12978.09	49.2	20344.24	370962	245.6217 ng/ml
Zolpidem	4.886	5347598	36462.30	26.7	124980.70	907478	250.1638 ng/ml



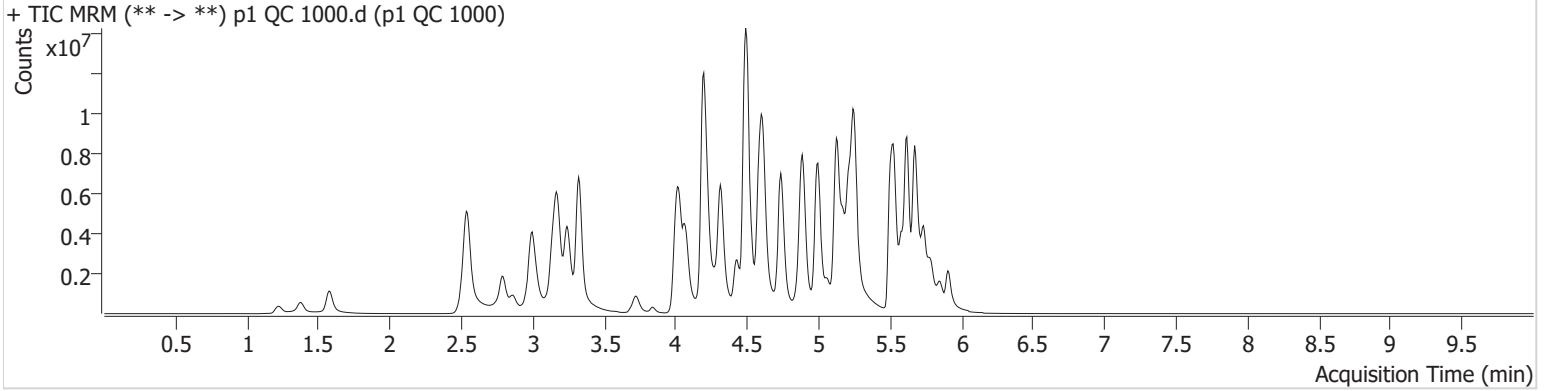
# AM #28 Multi-Drug Quant. Results

**Batch results** D:\MassHunter\Data\2024\AM 27 28\040324 AM 27 28 CS\QuantResults\AM 28.batch.bin  
**Calibration Last Update** 4/4/2024 10:45:28 AM

**Instrument** Falco (069901) **Data File** p1 QC 1000.d  
**Type** QC **Sample** p1 QC 1000  
**Acq. Method** AM 28 MDQ P1.m **Operator** Celena Shrum  
**Sample Position** P2-E11 **Comment**  
**Injection Volume** 2  
**Acq. Date-Time** 4/4/2024 12:17:47 AM  
**Sample Info.**

Only drugs and concentrations listed on the laboratory report itself are appropriate to be used for interpretation purposes. Any drugs or values included in the notes but not included on the report are used by laboratory personnel to make determinations/reach conclusions within the confines of the methods.

### Sample Chromatogram



Name	RT	Resp.	S/N	Ratio	S/N	ISTD Resp.	Final Conc.
6-MAM	3.089	180560	568.70	73.5	216.40	56783	92.1037 ng/ml
7-aminoclonazepam	4.230	855507	76.31	72.1	184.68	43342	943.4613 ng/ml
9-hydroxyrisperidone	4.603	424178	287545.19	4198.2	772269.26	664961	1002.8090 ng/ml
a-hydroxyalprazolam	5.651	418139	246.95	69.9	1022.88	23920	887.0945 ng/ml
alpha-PHP	4.888	2130126	18753.49	250.4	88247.61	457200	768.6385 ng/ml
alpha-PVP	4.315	11638777	546.23	49.6	205282.39	457200	973.0262 ng/ml
Alprazolam	5.734	3043577	197.31	106.5	257.36	131503	929.8077 ng/ml
Amphetamine	2.999	9154511	71783.14	45.6	104603.02	256415	551.0879 ng/ml
Benzoylcegonine	3.835	324301	6242.49	37.4	4960.96	11711	999.7231 ng/ml
Bromazolam	5.766	983648	828722.65	120.2	47443.99	49236	928.1071 ng/ml
Buprenorphine	5.826	359626	1035172.69	14.6	514.07	118859	101.4425 ng/ml
Bupropion	4.738	12345032	5452.09	66.6	1758.40	371460	911.0935 ng/ml
Carisoprodol	5.689	1723031	370.77	60.6	8913.23	65222	1015.8076 ng/ml
Citalopram	5.173	6430036	∞	33.5	∞	273160	962.1713 ng/ml
Clonazepam	5.563	1420239	69657.68	36.5	19995.34	30716	745.2774 ng/ml
Clonazolam	5.513	886705	181972.71	39.1	137276.43	30716	545.7971 ng/ml
Cocaine	4.216	5954674	622.80	55.4	773.56	480637	1052.0085 ng/ml
Codeine	2.535	503933	4819.42	93.3	10664.82	37642	812.4085 ng/ml
Cyclobenzaprine	5.586	6166788	83842.98	7.2	23374.92	255747	1053.3913 ng/ml
Dextromethorphan	5.223	3626164	355.29	77.8	37828.09	184854	947.0232 ng/ml
Dextrorphan	4.068	2863799	2896.53	216.4	120804.41	333437	995.1018 ng/ml
Diazepam	5.906	2709304	511.08	92.1	∞	133069	939.3312 ng/ml
Dihydrocodeine	2.507	1794972	70152.13	65.7	21032.16	172465	703.3681 ng/ml
Diphenhydramine	5.251	18269812	60512.08	30.5	28875.16	1032046	834.3158 ng/ml
Doxylamine	4.490	24794815	308533.15	95.3	435024.70	1050642	1019.4484 ng/ml
Duloxetine	5.606	323671	10090.13	12.4	35200.89	17446	1037.9960 ng/ml
EDDP	5.215	8094455	1117.19	40.3	1287.80	404745	974.1395 ng/ml
Etizolam	5.773	1994556	2412.44	25.5	695537.49	30716	1254.8382 ng/ml
Fentanyl	5.062	1161893	7649.66	73.4	28930.39	589910	102.9486 ng/ml
Fluorofentanyl	5.110	2087380	37213.11	41.2	5721.06	3836	92.9157 ng/ml
Fluoxetine	5.673	3792508	24025.94	7.3	3407.07	145223	965.7052 ng/ml



# AM #28 Multi-Drug Quant. Results

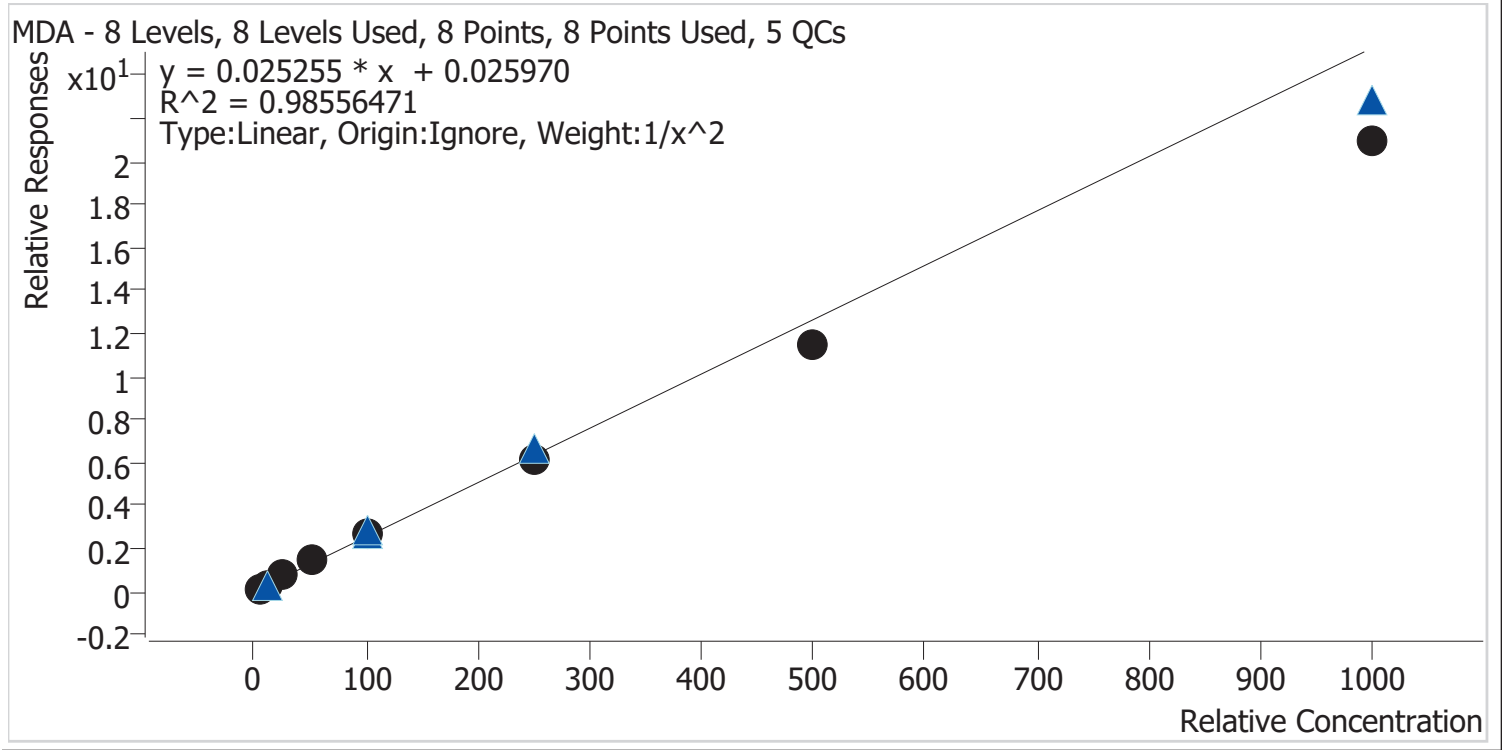


Name	RT	Resp.	S/N	Ratio	S/N	ISTD Resp.	Final Conc.
Hydrocodone	2.975	3204665	12940.54	38.7	1637.56	197501	915.9340 ng/ml
Hydromorphone	1.575	2565342	6378538.56	76.4	10847924.85	87133	948.1827 ng/ml
Hydroxyzine	5.670	7106073	2548.56	82.4	455040.04	184854	1065.9980 ng/ml
Ketamine	3.994	4820978	∞	31.9	2078.12	288992	763.5049 ng/ml
Lamotrigine	4.239	312439	8554.41	89.0	44048.03	642807	626.2844 ng/ml
Lorazepam	5.706	585023	10581.40	55.2	1085.35	48041	1026.3116 ng/ml
MDA	3.140	4870500	89311.23	31.0	34002.27	213282	903.1889 ng/ml
MDMA	3.241	6367135	253393.52	94.5	1021.07	71582	976.3490 ng/ml
Meprobamate	4.854	1035632	229.10	32.8	14248.17	99426	551.4190 ng/ml
Methadone	5.618	13689401	627209.99	49.7	1143.61	515339	983.6725 ng/ml
Methamphetamine	3.175	14434907	160798.07	36.0	54443.02	735120	759.0608 ng/ml
Metoprolol	4.279	1520218	1597.66	104.3	6106.34	803343	764.4154 ng/ml
Mirtazapine	4.587	13153002	288031.38	48.0	109057.46	457200	941.0181 ng/ml
Mitragynine	5.191	2583466	2418.85	35.6	891106.85	515339	932.6672 ng/ml
Morphine	1.220	456902	∞	24.9	3197.25	8586	909.5337 ng/ml
Norbuprenorphine	4.944	38763	109119.04	104.2	147.97	22166	91.1507 ng/ml
Nordiazepam	5.853	1562732	∞	58.2	3032.94	52651	1016.2679 ng/ml
Norfentanyl	4.042	684126	4995.36	39.6	1236.44	228156	122.7496 ng/ml
Norhydrocodone	3.016	711254	∞	42.4	86.57	34364	1075.2708 ng/ml
Noroxycodone	2.859	1678706	4636.88	51.1	4955.72	59303	988.5376 ng/ml
O-desmethyl-tramadol	3.321	18460283	∞	5.7	1826.30	1065191	977.9498 ng/ml
o-desmethylvenlafaxine	4.013	6501661	1126987.78	27.6	∞	9397	818.5079 ng/ml
Olanzapine	4.428	4531270	737.06	60.8	11918.97	129713	879.8287 ng/ml
Oxazepam	5.708	797627	4444.79	72.9	1929.40	48041	907.9302 ng/ml
Oxycodone	2.784	5902095	7236.33	29.8	∞	251444	935.9829 ng/ml
Oxymorphone	1.372	1521623	∞	47.4	∞	61386	908.7569 ng/ml
Phentermine	3.724	2876849	∞	7.0	636.41	489345	689.6082 ng/ml
Promethazine	5.503	12250628	80925.50	30.3	20350.33	565148	1059.1601 ng/ml
Pseudoephedrine	2.545	16135607	395406.46	16.1	89405.39	642807	1034.3688 ng/ml
Quetiapine	5.526	8503221	298234.75	61.3	64684.23	132133	914.5815 ng/ml
Sertraline	5.742	1023001	1890098.54	94.6	743.13	52316	866.1265 ng/ml
Temazepam	5.790	2119445	10080.77	27.8	73.62	85284	1081.9380 ng/ml
Tramadol	4.191	13611793	356.96	3.7	395.01	803343	901.5910 ng/ml
Trazodone	5.130	13090085	200021.36	72.4	768644.95	597820	734.5381 ng/ml
Venlafaxine	4.996	16640140	∞	32.5	89708.22	792050	1013.2117 ng/ml
Xylazine	4.028	5742448	195881.51	50.0	33176.92	263359	1000.3181 ng/ml
Zolpidem	4.886	14884023	199082.92	25.9	246.13	714788	884.5987 ng/ml



# AM #28 Multi-Drug Quant. Calibration Curve Report

**Batch results** D:\MassHunter\Data\2024\AM 27 28\040324 AM 27 28 CS\QuantResults\AM 28.batch.bin  
**Last Cal. Update** 4/4/2024 10:45 AM  
**Analyst Name** ISP\datastor  
**Analyte** MDA **Internal Standard** MDA-D5



Sample	Level	Enabled	Expected Concentration	Final Concentration	Accuracy
p1 Cal 1-5ng	1	✓	5.0	4.7	93.9
p1 Cal 2-10ng	2	✓	10.0	10.5	105.2
p1 Cal 3 -25ng	3	✓	25.0	27.6	110.4
p1 Cal 4-50ng	4	✓	50.0	56.2	112.4
p1 Cal 5-100ng	5	✓	100.0	107.4	107.4
p1 Cal 6-250ng	6	✓	250.0	243.4	97.4
p1 Cal 7-500ng	7	✓	500.0	452.4	90.5
p1 Cal 8-1000ng	8	✓	1000.0	828.3	82.8



































































































































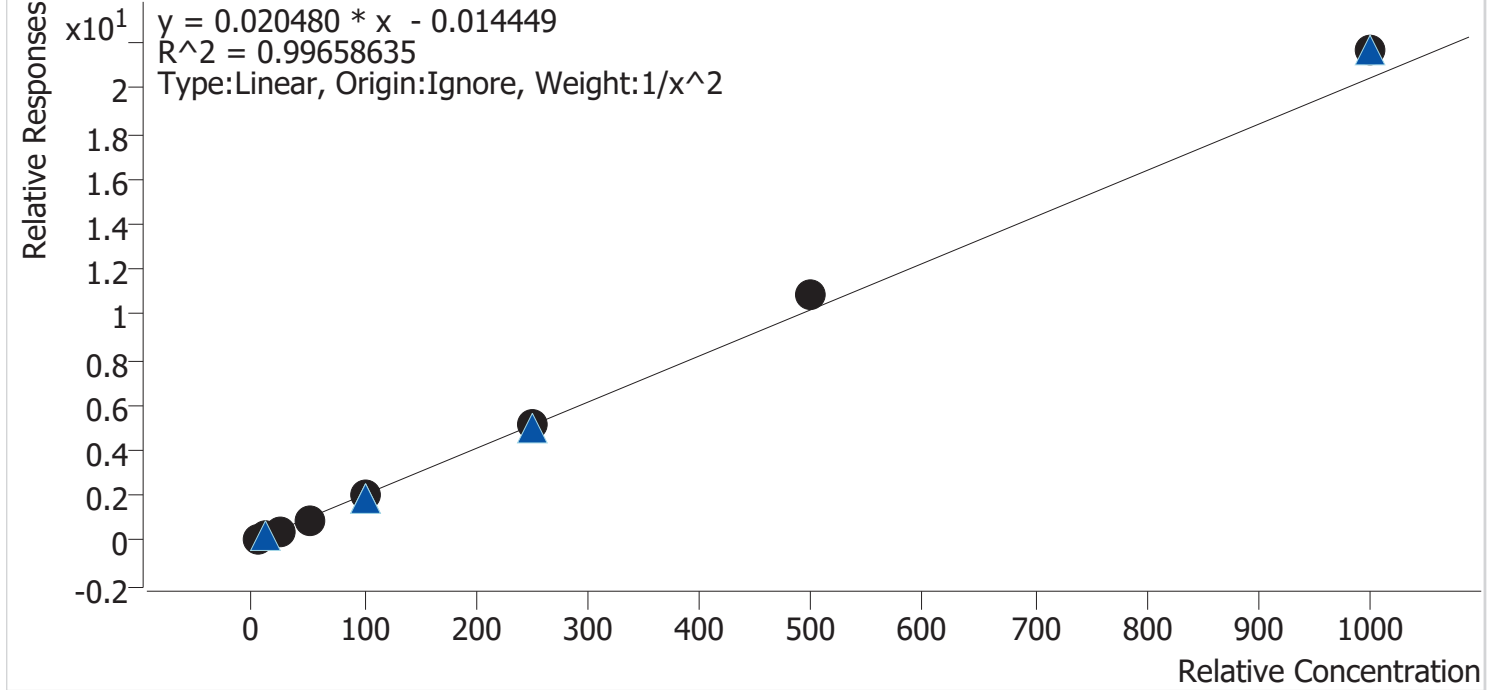




# AM #28 Multi-Drug Quant. Calibration Curve Report

**Batch results** D:\MassHunter\Data\2024\AM 27 28\040324 AM 27 28 CS\QuantResults\AM 28.batch.bin  
**Last Cal. Update** 4/4/2024 10:45 AM  
**Analyst Name** ISP\datastor  
**Analyte** Promethazine **Internal Standard** Promethazine-D3

Promethazine - 8 Levels, 8 Levels Used, 8 Points, 8 Points Used, 5 QCs

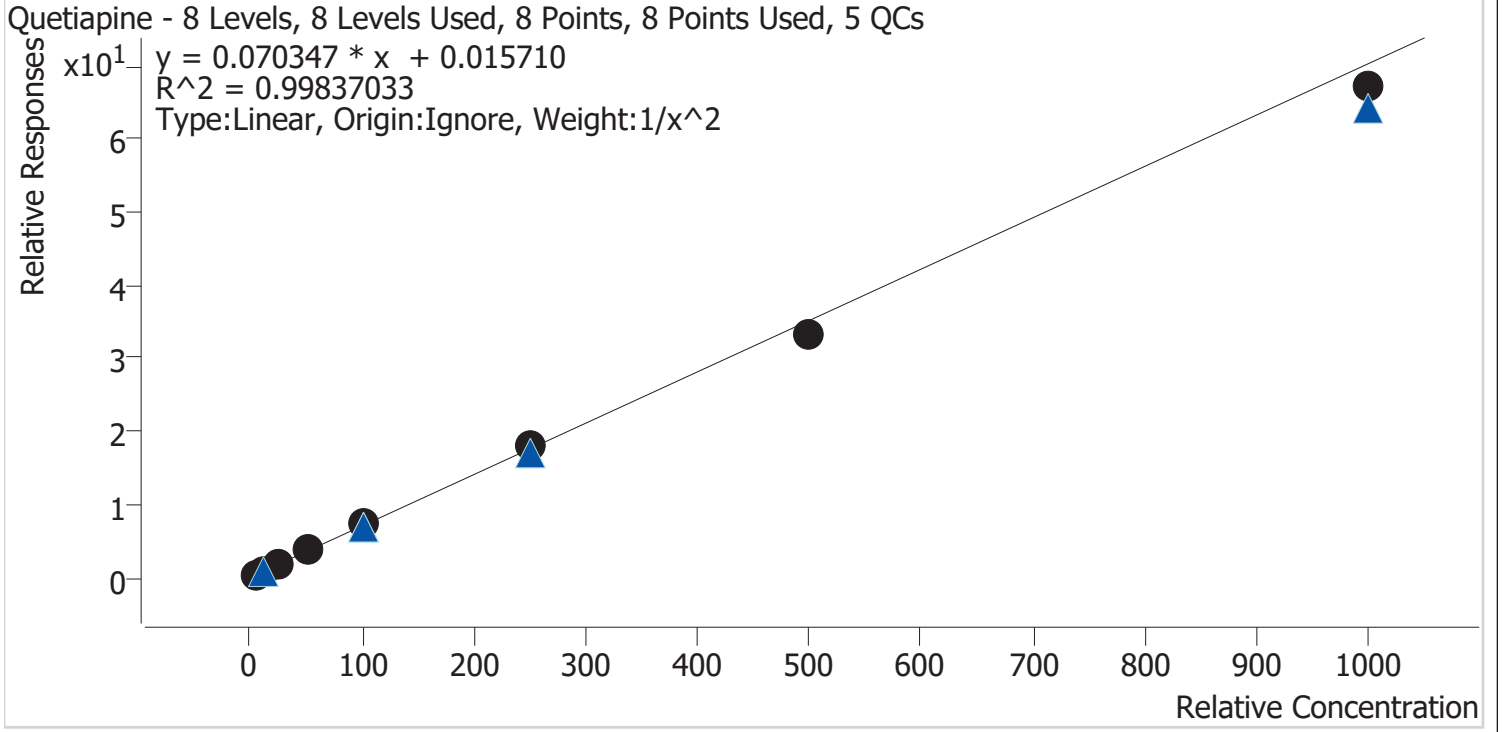


Sample	Level	Enabled	Expected Concentration	Final Concentration	Accuracy
p1 Cal 1-5ng	1	✓	5.0	5.2	104.1
p1 Cal 2-10ng	2	✓	10.0	9.5	94.7
p1 Cal 3 -25ng	3	✓	25.0	23.9	95.5
p1 Cal 4-50ng	4	✓	50.0	47.3	94.5
p1 Cal 5-100ng	5	✓	100.0	96.9	96.9
p1 Cal 6-250ng	6	✓	250.0	255.9	102.3
p1 Cal 7-500ng	7	✓	500.0	530.9	106.2
p1 Cal 8-1000ng	8	✓	1000.0	1057.1	105.7



# AM #28 Multi-Drug Quant. Calibration Curve Report

**Batch results** D:\MassHunter\Data\2024\AM 27 28\040324 AM 27 28 CS\QuantResults\AM 28.batch.bin  
**Last Cal. Update** 4/4/2024 10:45 AM  
**Analyst Name** ISP\datastor  
**Analyte** Quetiapine **Internal Standard** Quetiapine-D8



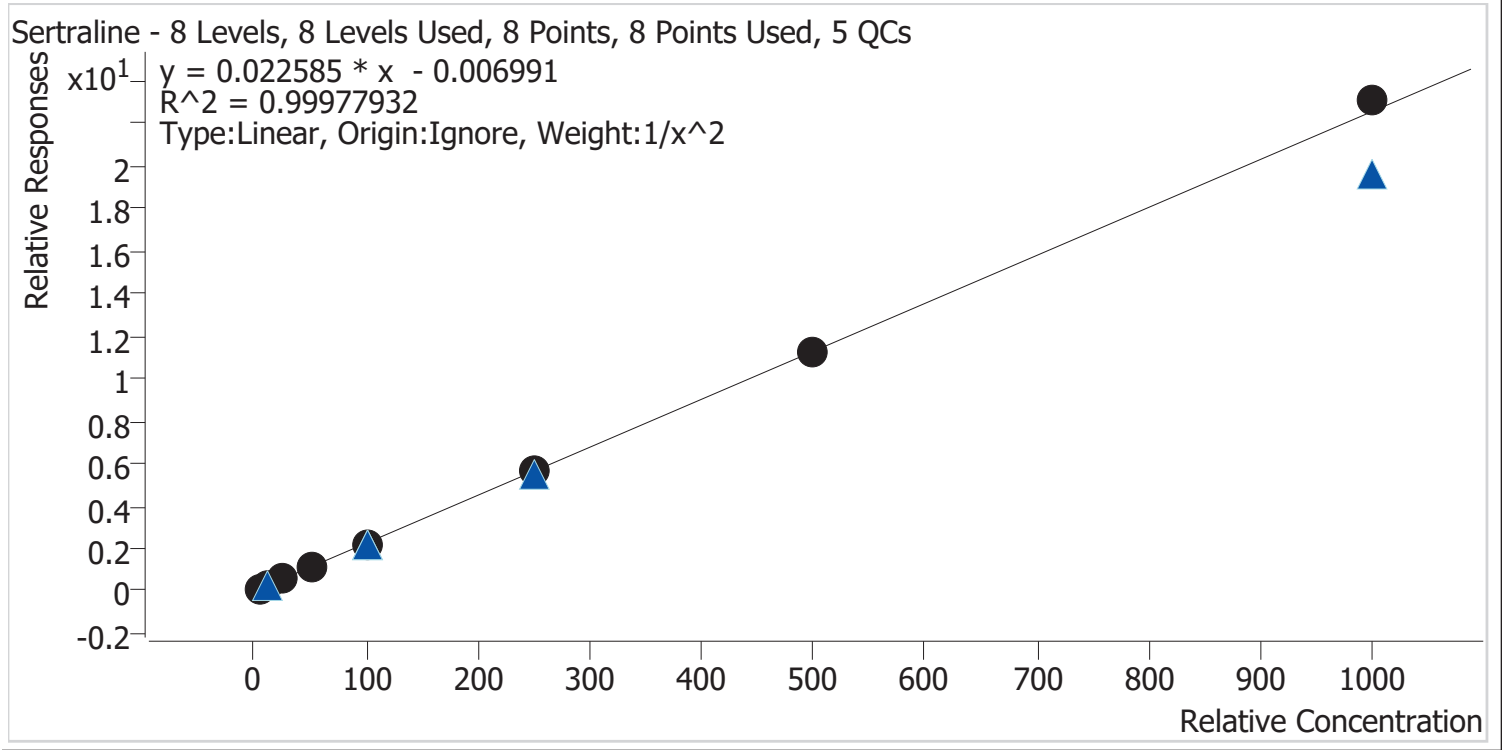
Sample	Level	Enabled	Expected Concentration	Final Concentration	Accuracy
p1 Cal 1-5ng	1	✓	5.0	4.9	98.1
p1 Cal 2-10ng	2	✓	10.0	10.2	102.1
p1 Cal 3 -25ng	3	✓	25.0	25.5	102.1
p1 Cal 4-50ng	4	✓	50.0	51.4	102.8
p1 Cal 5-100ng	5	✓	100.0	103.3	103.3
p1 Cal 6-250ng	6	✓	250.0	254.3	101.7
p1 Cal 7-500ng	7	✓	500.0	471.6	94.3
p1 Cal 8-1000ng	8	✓	1000.0	955.5	95.6

9



# AM #28 Multi-Drug Quant. Calibration Curve Report

**Batch results** D:\MassHunter\Data\2024\AM 27 28\040324 AM 27 28 CS\QuantResults\AM 28.batch.bin  
**Last Cal. Update** 4/4/2024 10:45 AM  
**Analyst Name** ISP\datastor  
**Analyte** Sertraline **Internal Standard** Sertraline-D3



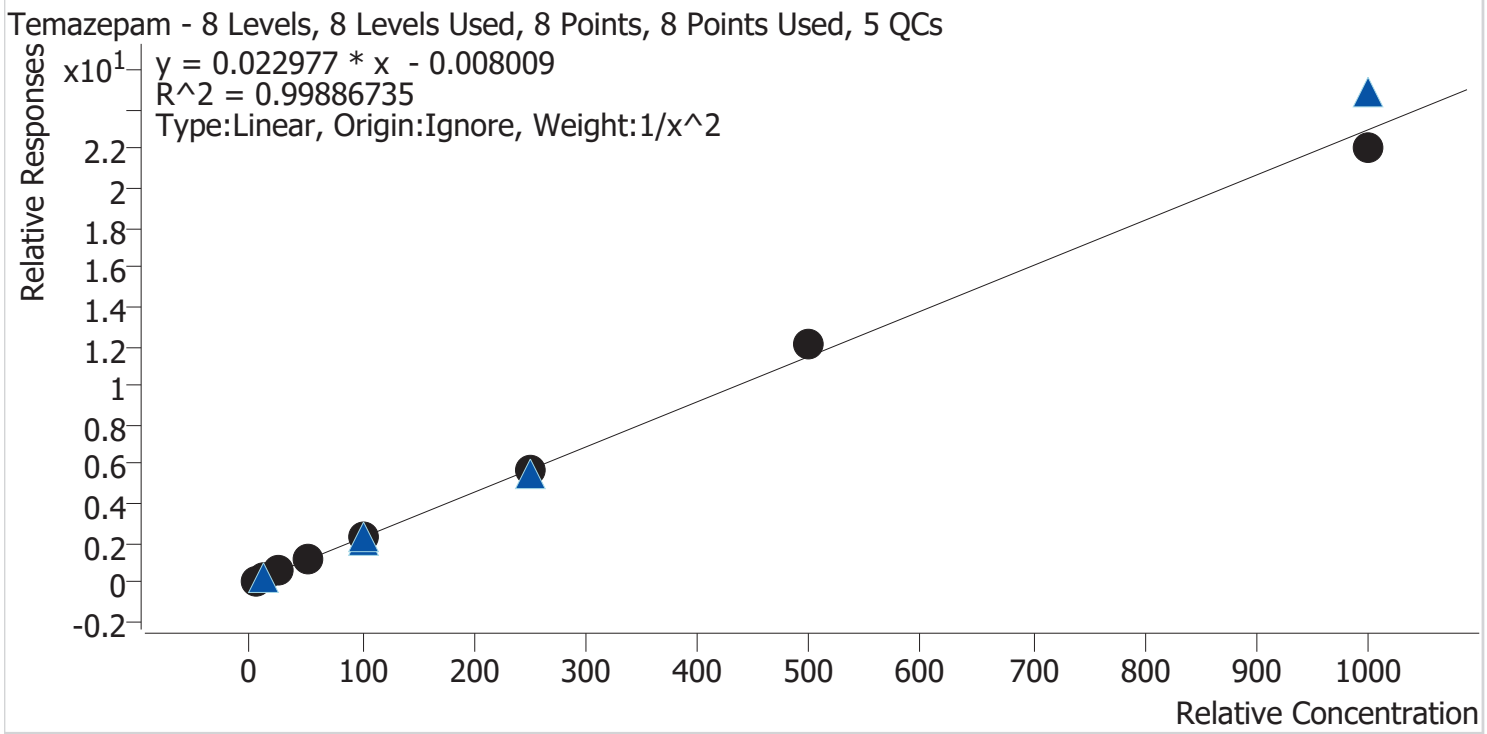
Sample	Level	Enabled	Expected Concentration	Final Concentration	Accuracy
p1 Cal 1-5ng	1	✓	5.0	5.1	101.2
p1 Cal 2-10ng	2	✓	10.0	9.8	98.1
p1 Cal 3 -25ng	3	✓	25.0	24.8	99.3
p1 Cal 4-50ng	4	✓	50.0	49.6	99.2
p1 Cal 5-100ng	5	✓	100.0	99.5	99.5
p1 Cal 6-250ng	6	✓	250.0	251.1	100.4
p1 Cal 7-500ng	7	✓	500.0	500.0	100.0
p1 Cal 8-1000ng	8	✓	1000.0	1022.7	102.3





# AM #28 Multi-Drug Quant. Calibration Curve Report

**Batch results** D:\MassHunter\Data\2024\AM 27 28\040324 AM 27 28 CS\QuantResults\AM 28.batch.bin  
**Last Cal. Update** 4/4/2024 10:45 AM  
**Analyst Name** ISP\datastor  
**Analyte** Temazepam **Internal Standard** Temazepam-D5

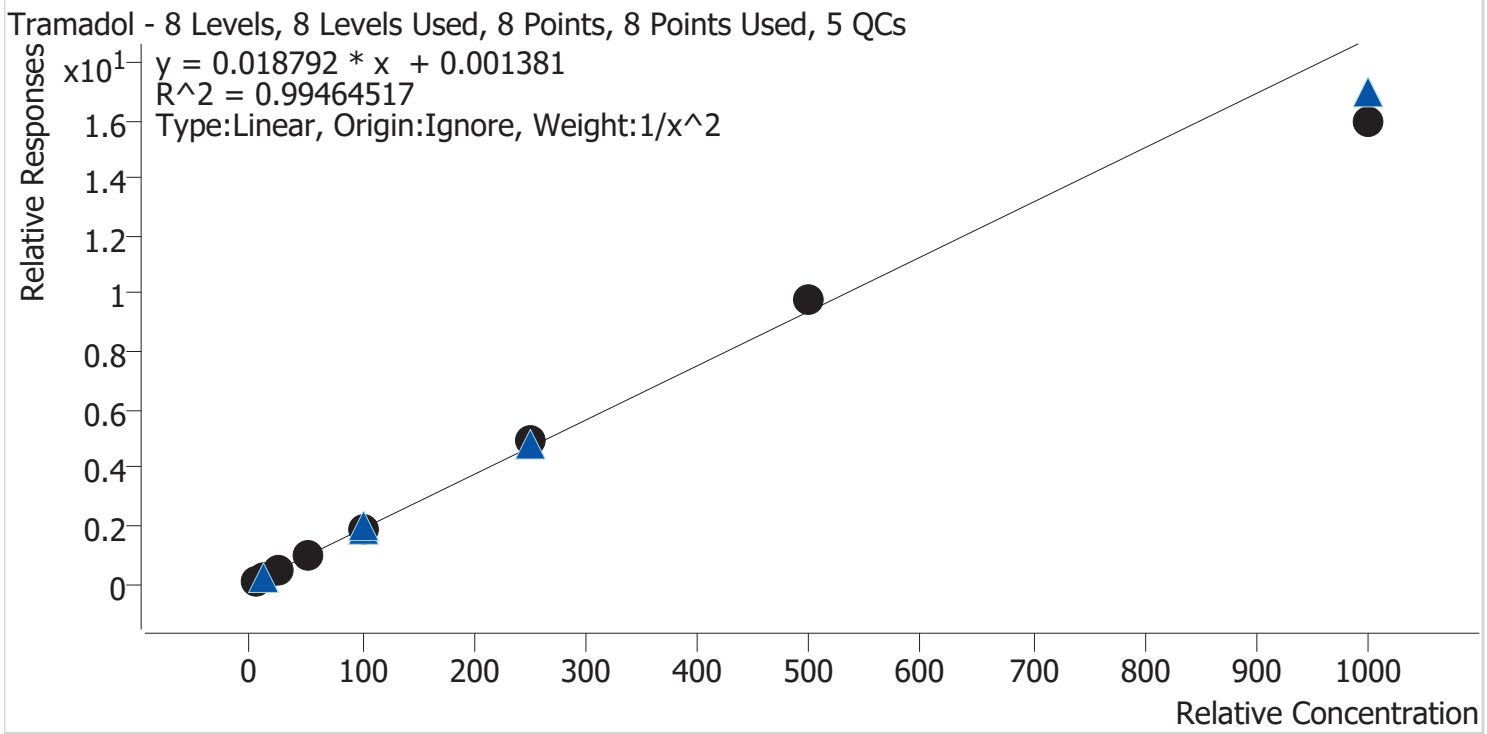


Sample	Level	Enabled	Expected Concentration	Final Concentration	Accuracy
p1 Cal 1-5ng	1	✓	5.0	5.0	100.0
p1 Cal 2-10ng	2	✓	10.0	9.9	99.5
p1 Cal 3 -25ng	3	✓	25.0	25.5	102.2
p1 Cal 4-50ng	4	✓	50.0	49.4	98.7
p1 Cal 5-100ng	5	✓	100.0	98.2	98.2
p1 Cal 6-250ng	6	✓	250.0	250.2	100.1
p1 Cal 7-500ng	7	✓	500.0	528.0	105.6
p1 Cal 8-1000ng	8	✓	1000.0	957.0	95.7



# AM #28 Multi-Drug Quant. Calibration Curve Report

**Batch results** D:\MassHunter\Data\2024\AM 27 28\040324 AM 27 28 CS\QuantResults\AM 28.batch.bin  
**Last Cal. Update** 4/4/2024 10:45 AM  
**Analyst Name** ISP\datastor  
**Analyte** Tramadol **Internal Standard** Tramadol-13C-D3

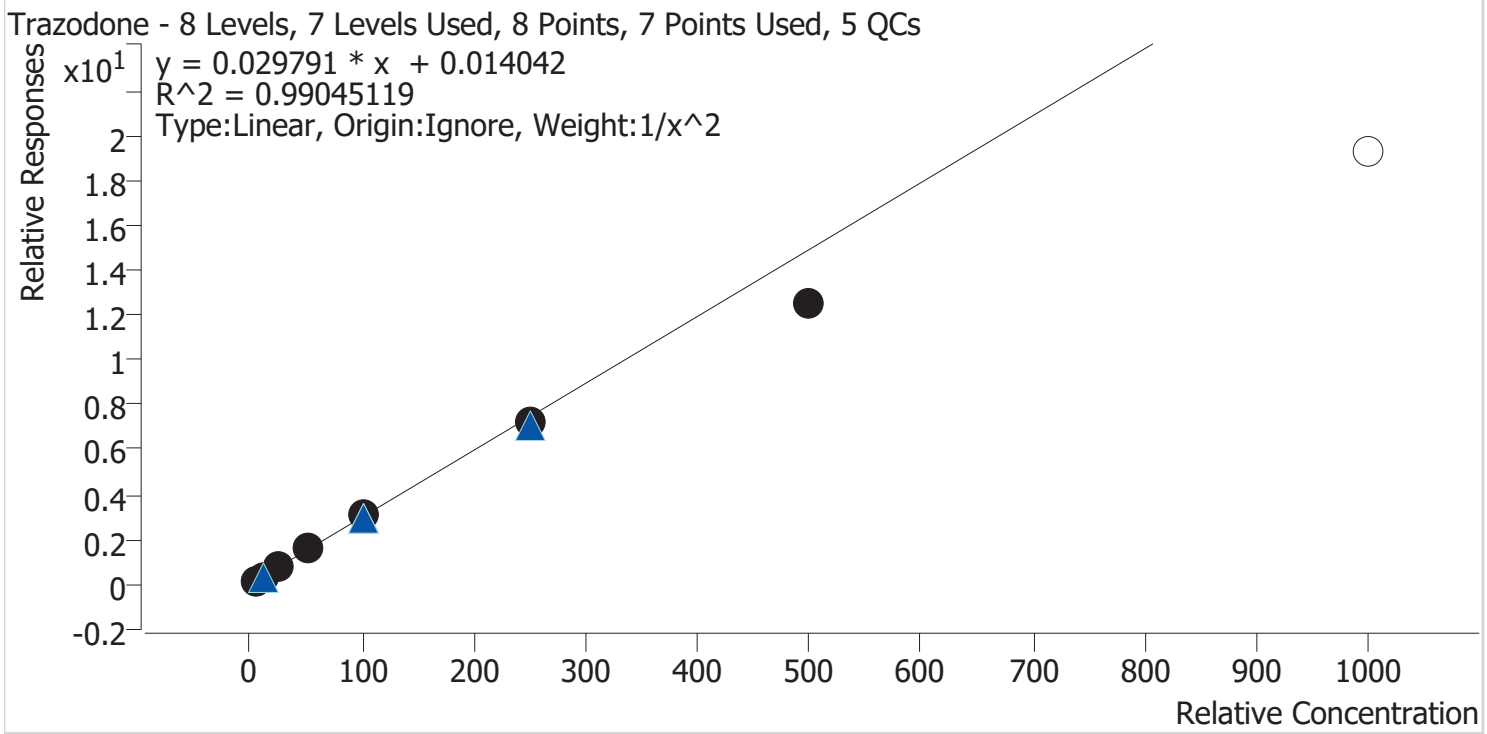


Sample	Level	Enabled	Expected Concentration	Final Concentration	Accuracy
p1 Cal 1-5ng	1	✓	5.0	4.9	97.9
p1 Cal 2-10ng	2	✓	10.0	10.2	102.3
p1 Cal 3 -25ng	3	✓	25.0	25.7	102.9
p1 Cal 4-50ng	4	✓	50.0	51.6	103.2
p1 Cal 5-100ng	5	✓	100.0	100.4	100.4
p1 Cal 6-250ng	6	✓	250.0	259.3	103.7
p1 Cal 7-500ng	7	✓	500.0	522.8	104.6
p1 Cal 8-1000ng	8	✓	1000.0	851.2	85.1



# AM #28 Multi-Drug Quant. Calibration Curve Report

**Batch results** D:\MassHunter\Data\2024\AM 27 28\040324 AM 27 28 CS\QuantResults\AM 28.batch.bin  
**Last Cal. Update** 4/4/2024 10:45 AM  
**Analyst Name** ISP\datastor  
**Analyte** Trazodone **Internal Standard** Trazodone-D6

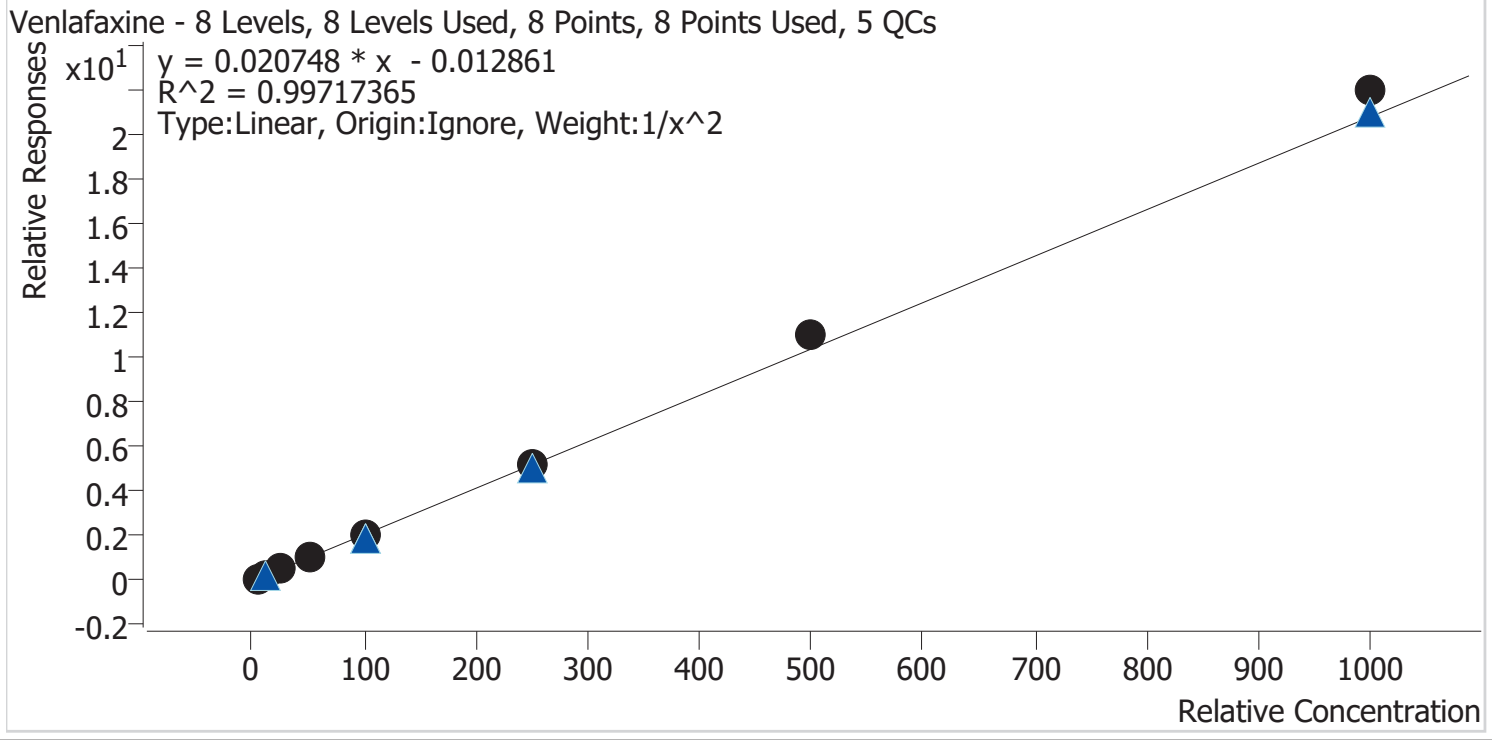


Sample	Level	Enabled	Expected Concentration	Final Concentration	Accuracy
p1 Cal 1-5ng	1	✓	5.0	4.8	96.6
p1 Cal 2-10ng	2	✓	10.0	10.2	102.0
p1 Cal 3 -25ng	3	✓	25.0	27.0	108.2
p1 Cal 4-50ng	4	✓	50.0	53.4	106.8
p1 Cal 5-100ng	5	✓	100.0	105.4	105.4
p1 Cal 6-250ng	6	✓	250.0	241.4	96.6
p1 Cal 7-500ng	7	✓	500.0	422.0	84.4
p1 Cal 8-1000ng	8	×	1000.0	644.3	64.4



# AM #28 Multi-Drug Quant. Calibration Curve Report

**Batch results** D:\MassHunter\Data\2024\AM 27 28\040324 AM 27 28 CS\QuantResults\AM 28.batch.bin  
**Last Cal. Update** 4/4/2024 10:45 AM  
**Analyst Name** ISP\datastor  
**Analyte** Venlafaxine **Internal Standard** Venlafaxine-D6



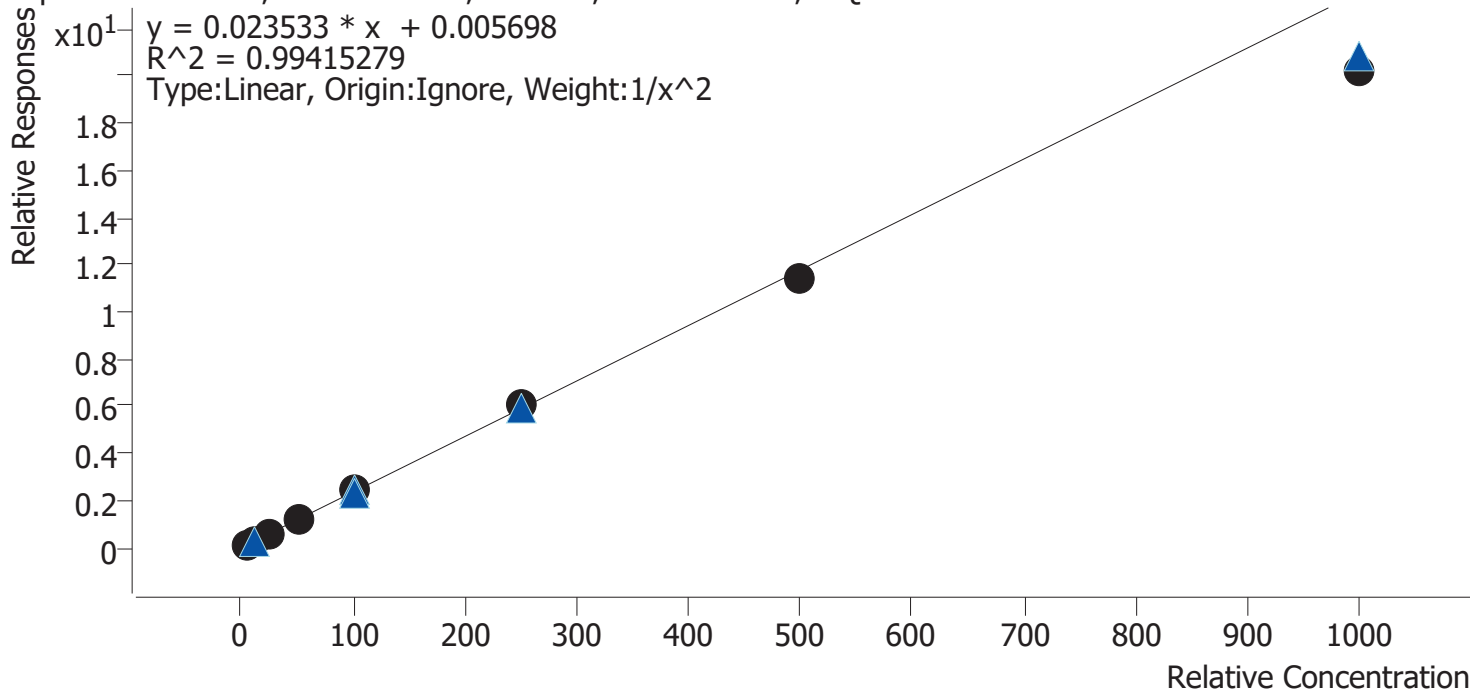
Sample	Level	Enabled	Expected Concentration	Final Concentration	Accuracy
p1 Cal 1-5ng	1	✓	5.0	5.1	102.9
p1 Cal 2-10ng	2	✓	10.0	9.7	97.0
p1 Cal 3 -25ng	3	✓	25.0	23.9	95.5
p1 Cal 4-50ng	4	✓	50.0	48.2	96.3
p1 Cal 5-100ng	5	✓	100.0	95.8	95.8
p1 Cal 6-250ng	6	✓	250.0	249.7	99.9
p1 Cal 7-500ng	7	✓	500.0	534.8	107.0
p1 Cal 8-1000ng	8	✓	1000.0	1056.6	105.7



# AM #28 Multi-Drug Quant. Calibration Curve Report

**Batch results** D:\MassHunter\Data\2024\AM 27 28\040324 AM 27 28 CS\QuantResults\AM 28.batch.bin  
**Last Cal. Update** 4/4/2024 10:45 AM  
**Analyst Name** ISP\datastor  
**Analyte** Zolpidem **Internal Standard** Zolpidem-D6

Zolpidem - 8 Levels, 8 Levels Used, 8 Points, 8 Points Used, 5 QCs



Sample	Level	Enabled	Expected Concentration	Final Concentration	Accuracy
p1 Cal 1-5ng	1	✓	5.0	4.9	97.9
p1 Cal 2-10ng	2	✓	10.0	10.1	101.5
p1 Cal 3 -25ng	3	✓	25.0	25.6	102.3
p1 Cal 4-50ng	4	✓	50.0	53.3	106.5
p1 Cal 5-100ng	5	✓	100.0	106.3	106.3
p1 Cal 6-250ng	6	✓	250.0	257.3	102.9
p1 Cal 7-500ng	7	✓	500.0	482.7	96.5
p1 Cal 8-1000ng	8	✓	1000.0	860.3	86.0

# AM #28 Multi-Drug Quant. Results

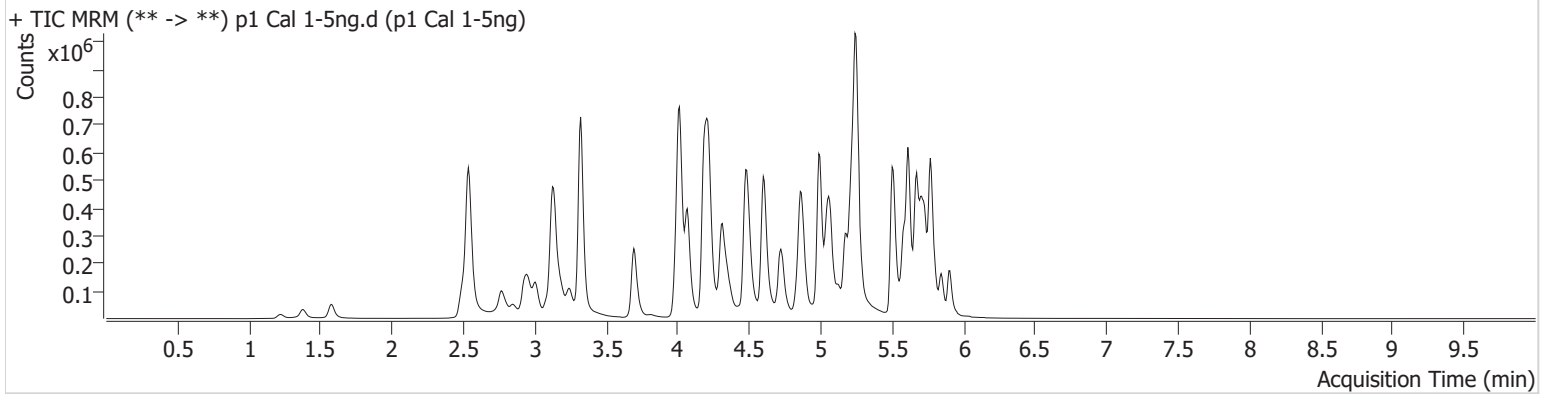


**Batch results** D:\MassHunter\Data\2024\AM 27 28\040324 AM 27 28 CS\QuantResults\AM 28.batch.bin  
**Calibration Last Update** 4/4/2024 10:45:28 AM

**Instrument** Falco (069901) **Data File** p1 Cal 1-5ng.d  
**Type** Cal **Sample** p1 Cal 1-5ng  
**Acq. Method** AM 28 MDQ P1.m **Operator** Celena Shrum  
**Sample Position** P2-H12 **Comment**  
**Injection Volume** 2  
**Acq. Date-Time** 4/3/2024 9:38:14 PM  
**Sample Info.**

Only drugs and concentrations listed on the laboratory report itself are appropriate to be used for interpretation purposes. Any drugs or values included in the notes but not included on the report are used by laboratory personnel to make determinations/reach conclusions within the confines of the methods.

## Sample Chromatogram



Name	RT	Resp.	S/N	Ratio	S/N	ISTD Resp.	Final Conc.
6-MAM	3.096	1433	2097.66	75.8	974.53	90906	0.5073 ng/ml
7-aminoclonazepam	4.223	24810	1365.61	75.7	1660.29	247900	5.0584 ng/ml
9-hydroxyrisperidone	4.610	3788	88.76	3600.0	330.50	1215711	5.0803 ng/ml
a-hydroxyalprazolam	5.657	10930	286.51	68.1	5956.52	100237	4.7525 ng/ml
alpha-PHP	4.888	25573	1075.34	251.7	941.50	772959	4.9303 ng/ml
alpha-PVP	4.322	95426	136.21	46.4	239.14	772959	5.0861 ng/ml
Alprazolam	5.734	43331	1103.58	114.7	485.35	389968	5.1874 ng/ml
Amphetamine	3.006	150474	1319.15	47.5	3227.57	406837	4.7644 ng/ml
Benzoylcegonine	3.842	1875	32.01	45.6	53.99	14893	4.8226 ng/ml
Bromazolam	5.773	23331	32956.24	109.5	18894.18	201988	4.8635 ng/ml
Buprenorphine	5.826	2027	1827.30	14.0	145.08	160932	0.5025 ng/ml
Bupropion	4.738	97530	518.35	67.6	131.54	552228	5.0138 ng/ml
Carisoprodol	5.682	54139	204.51	60.1	81.36	446433	5.1460 ng/ml
Citalopram	5.179	70607	319.00	35.0	12096.53	626776	5.1906 ng/ml
Clonazepam	5.570	41010	104292.45	36.5	9568.01	123649	4.7643 ng/ml
Clonazolam	5.513	34539	53053.69	33.5	7576.80	123649	4.8925 ng/ml
Cocaine	4.216	58208	262.23	56.4	21881.66	1050930	5.0152 ng/ml
Codeine	2.548	7364	138.16	98.7	124.88	77123	4.8217 ng/ml
Cyclobenzaprine	5.586	56865	150300.83	7.5	121.95	540616	5.1349 ng/ml
Dextromethorphan	5.230	43484	992.83	83.9	647.51	433026	5.0174 ng/ml
Dextrorphan	4.068	29611	169.62	205.9	2708.55	734593	5.1148 ng/ml
Diazepam	5.906	30101	244.31	88.8	197.00	289111	5.0140 ng/ml
Dihydrocodeine	2.527	19115	29015.50	61.9	74.25	234153	4.7891 ng/ml
Diphenhydramine	5.251	200062	263.00	29.9	73.41	2066260	5.1173 ng/ml
Doxylamine	4.497	164734	1068.38	98.2	742.18	1545288	5.1296 ng/ml
Duloxetine	5.612	5111	168.68	11.0	41.09	59143	5.0520 ng/ml
EDDP	5.215	75639	181.82	40.4	154173.90	782614	5.0948 ng/ml
Etizolam	5.773	28526	14599.49	25.0	5725.04	123649	5.1211 ng/ml
Fentanyl	5.062	6836	144.91	75.4	3841.94	747774	0.5059 ng/ml
Fluorofentanyl	5.116	17841	424.08	40.8	6221.91	5816	0.4983 ng/ml
Fluoxetine	5.673	55099	206.85	7.3	16.31	424750	5.0167 ng/ml

# AM #28 Multi-Drug Quant. Results



Name	RT	Resp.	S/N	Ratio	S/N	ISTD Resp.	Final Conc.
Hydrocodone	2.988	26992	111.13	34.5	66.83	279519	4.8025 ng/ml
Hydromorphone	1.589	20720	66.44	76.5	886.17	140215	5.0160 ng/ml
Hydroxyzine	5.670	66586	1163.28	74.1	27950.96	433026	5.1648 ng/ml
Ketamine	4.007	61093	258.25	35.2	104.38	502268	4.8685 ng/ml
Lamotrigine	4.232	5492	212.15	90.9	5677.14	1530994	4.9046 ng/ml
Lorazepam	5.706	34002	688.53	55.4	129.49	497791	5.0096 ng/ml
MDA	3.153	85623	568.53	31.6	497.18	592158	4.6971 ng/ml
MDMA	3.248	60862	131.17	94.4	327.56	140197	5.0686 ng/ml
Meprobamate	4.861	25169	4842.40	35.0	97.97	222103	4.7567 ng/ml
Methadone	5.618	114971	572.89	52.3	22250.57	973820	5.1169 ng/ml
Methamphetamine	3.189	131243	211.59	38.1	106.56	961310	4.8775 ng/ml
Metoprolol	4.279	18534	14849.98	97.3	3265.86	1364621	4.9304 ng/ml
Mirtazapine	4.593	119124	439.90	51.6	81026.09	772959	4.9760 ng/ml
Mitragynine	5.198	25525	23353.18	31.5	16593.11	973820	5.0272 ng/ml
Morphine	1.233	4303	185.54	25.0	1556.00	14152	5.0006 ng/ml
Norbuprenorphine	4.951	337	139.94	125.0	445.20	32727	0.5499 ng/ml
Nordiazepam	5.853	32778	1215.28	57.7	180.31	220258	5.0508 ng/ml
Norfentanyl	4.035	12792	∞	37.4	170.49	1224264	0.5131 ng/ml
Norhydrocodone	3.023	5369	63.79	40.2	64.64	71297	5.2605 ng/ml
Noroxycodone	2.873	16699	187.81	45.7	12430.33	118632	5.0283 ng/ml
O-desmethyl-tramadol	3.328	141976	893.23	5.5	269.70	1758802	5.1066 ng/ml
o-desmethylvenlafaxine	4.020	119840	7996.11	26.0	373.01	31987	5.1467 ng/ml
Olanzapine	4.428	27120	862.59	52.6	390.14	139648	4.9024 ng/ml
Oxazepam	5.715	46688	838.08	70.7	49.85	497791	4.9055 ng/ml
Oxycodone	2.798	42851	516.09	30.1	208.40	349623	4.9737 ng/ml
Oxymorphone	1.379	13050	197.21	47.0	512.76	98381	5.0012 ng/ml
Phentermine	3.731	33532	290.00	7.4	308.17	731901	4.7546 ng/ml
Promethazine	5.509	87345	492.27	31.0	111.61	947926	5.2048 ng/ml
Pseudoephedrine	2.552	167502	137.72	17.2	4439.38	1530994	5.1691 ng/ml
Quetiapine	5.519	91095	49075.75	55.7	49486.86	252457	4.9060 ng/ml
Sertraline	5.742	13656	87.66	96.5	3873.30	127322	5.0585 ng/ml
Temazepam	5.776	84453	283.28	25.5	51.55	790234	4.9998 ng/ml
Tramadol	4.197	127428	271.24	3.5	16.71	1364621	4.8957 ng/ml
Trazodone	5.123	113143	77659.60	59.4	72397.59	716263	4.8311 ng/ml
Venlafaxine	4.996	132208	2267.37	34.6	138.88	1408434	5.1442 ng/ml
Xylazine	4.035	52294	218.11	42.6	213.02	513515	5.0794 ng/ml
Zolpidem	4.886	129222	63011.55	27.9	114.36	1069119	4.8940 ng/ml

# AM #28 Multi-Drug Quant. Results

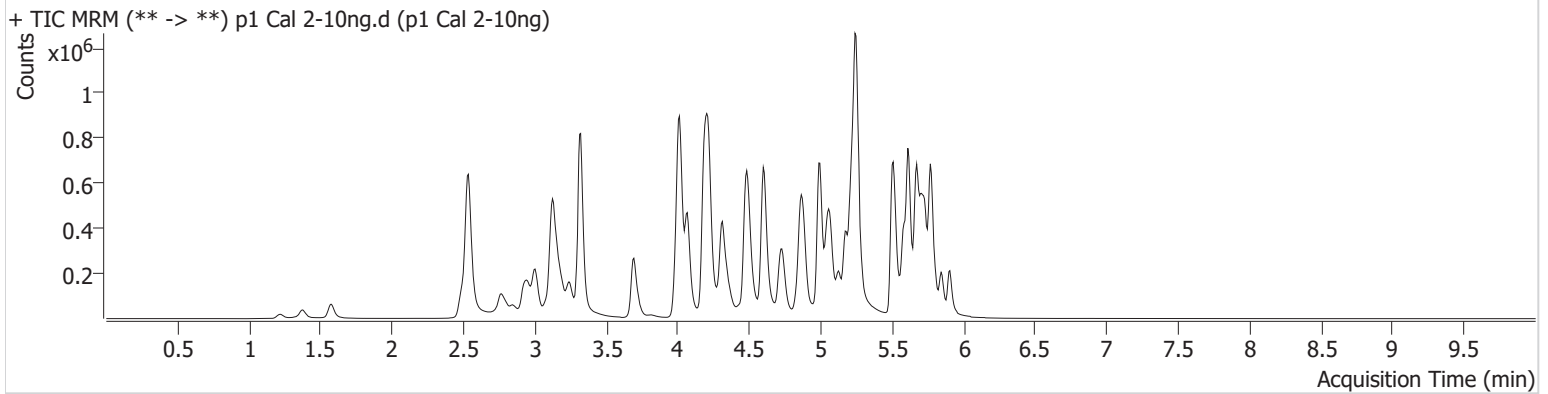


**Batch results** D:\MassHunter\Data\2024\AM 27 28\040324 AM 27 28 CS\QuantResults\AM 28.batch.bin  
**Calibration Last Update** 4/4/2024 10:45:28 AM

**Instrument** Falco (069901) **Data File** p1 Cal 2-10ng.d  
**Type** Cal **Sample** p1 Cal 2-10ng  
**Acq. Method** AM 28 MDQ P1.m **Operator** Celena Shrum  
**Sample Position** P2-G12 **Comment**  
**Injection Volume** 2  
**Acq. Date-Time** 4/3/2024 9:49:01 PM  
**Sample Info.**

Only drugs and concentrations listed on the laboratory report itself are appropriate to be used for interpretation purposes. Any drugs or values included in the notes but not included on the report are used by laboratory personnel to make determinations/reach conclusions within the confines of the methods.

## Sample Chromatogram



Name	RT	Resp.	S/N	Ratio	S/N	ISTD Resp.	Final Conc.
6-MAM	3.089	3035	254.53	77.8	15302.34	95971	0.9664 ng/ml
7-aminoclonazepam	4.223	51923	60.79	75.2	1487.53	262480	9.7286 ng/ml
9-hydroxyrisperidone	4.603	8152	219.07	3681.5	838.56	1340875	9.7389 ng/ml
a-hydroxyalprazolam	5.657	22161	1332.94	71.4	56.62	100801	10.3808 ng/ml
alpha-PHP	4.888	53010	156.60	266.4	136636.77	832521	9.9804 ng/ml
alpha-PVP	4.322	205558	3675.46	47.8	467.28	832521	9.8031 ng/ml
Alprazolam	5.734	92523	915.91	113.8	660.90	418664	9.5983 ng/ml
Amphetamine	3.006	321058	6277.92	47.0	159.53	431654	10.5462 ng/ml
Benzoylcegonine	3.842	4020	22.84	39.8	188.95	13848	10.7540 ng/ml
Bromazolam	5.773	49803	40872.35	110.0	54721.69	212608	10.3827 ng/ml
Buprenorphine	5.826	4545	5187.99	15.4	1103.26	166059	0.9974 ng/ml
Bupropion	4.738	211039	398.97	69.9	216.07	594527	9.9025 ng/ml
Carisoprodol	5.682	108057	1717.02	62.1	110.04	448634	9.7421 ng/ml
Citalopram	5.179	148892	699.71	35.8	1004.51	681012	9.5200 ng/ml
Clonazepam	5.570	88883	225.81	35.5	375.87	129392	10.4950 ng/ml
Clonazolam	5.513	71854	84255.22	35.6	1003.69	129392	10.1142 ng/ml
Cocaine	4.216	129340	256.19	55.7	3010.67	1132163	10.0113 ng/ml
Codeine	2.542	14677	5479.45	104.3	71.08	80566	10.0887 ng/ml
Cyclobenzaprine	5.586	123730	153.08	8.0	201.64	588209	9.7268 ng/ml
Dextromethorphan	5.230	94530	141.42	85.2	260.91	461583	10.0555 ng/ml
Dextrorphan	4.068	61879	527.25	213.0	445.47	776960	9.6698 ng/ml
Diazepam	5.906	64442	401.02	91.4	458.06	303768	9.9968 ng/ml
Dihydrocodeine	2.521	41402	63.40	61.4	139642.76	253509	10.3151 ng/ml
Diphenhydramine	5.251	434844	7367.90	30.7	495.24	2242658	9.6894 ng/ml
Doxylamine	4.497	349802	2227.66	99.8	1010.15	1653699	9.6597 ng/ml
Duloxetine	5.612	11181	489.58	12.1	26.16	65879	9.7115 ng/ml
EDDP	5.215	163347	2279.10	41.1	2209.21	844350	9.8085 ng/ml
Etizolam	5.773	61460	29982.43	25.1	14094.88	129392	9.8391 ng/ml
Fentanyl	5.062	15056	513.63	76.3	19614.26	812213	0.9969 ng/ml
Fluorofentanyl	5.116	38467	1317.88	39.6	269.19	6438	0.9949 ng/ml
Fluoxetine	5.673	123031	3730.49	7.5	7680.93	474428	9.8081 ng/ml



# AM #28 Multi-Drug Quant. Results



Name	RT	Resp.	S/N	Ratio	S/N	ISTD Resp.	Final Conc.
Hydrocodone	2.982	58343	∞	33.2	72.53	297229	10.4359 ng/ml
Hydromorphone	1.582	44253	99.06	75.8	580.97	147604	9.9109 ng/ml
Hydroxyzine	5.670	150842	6465.55	73.9	22674.87	461583	9.9587 ng/ml
Ketamine	4.007	128459	253.27	35.5	107.52	543932	10.1153 ng/ml
Lamotrigine	4.232	12696	678.73	84.1	62.44	1640924	10.2489 ng/ml
Lorazepam	5.706	64786	662.53	53.0	31.87	515530	9.8478 ng/ml
MDA	3.147	181174	82.00	33.8	575.50	621213	10.5197 ng/ml
MDMA	3.248	130095	3819.18	95.2	1178.93	151587	9.7224 ng/ml
Meprobamate	4.861	50985	744.44	35.0	424.19	229974	10.5072 ng/ml
Methadone	5.618	255288	309.40	52.2	397.48	1044547	9.7918 ng/ml
Methamphetamine	3.182	283598	1116.97	37.9	313.45	1037394	10.1705 ng/ml
Metoprolol	4.279	38301	2706.00	102.0	518.03	1465877	10.0022 ng/ml
Mirtazapine	4.593	255183	816.66	51.9	375.50	832521	9.9615 ng/ml
Mitragynine	5.198	53896	565.52	34.2	22335.00	1044547	9.7494 ng/ml
Morphine	1.227	8771	349.90	24.9	232.63	15052	9.7647 ng/ml
Norbuprenorphine	4.951	691	214.58	95.7	90.65	35900	1.0159 ng/ml
Nordiazepam	5.853	68638	466.89	59.4	17484.39	240495	9.7277 ng/ml
Norfentanyl	4.035	28429	1026.90	36.9	62.01	1285192	0.9905 ng/ml
Norhydrocodone	3.023	11954	183.98	37.9	76.55	75844	9.5314 ng/ml
Noroxycodone	2.866	34070	396.32	49.8	627.07	122664	9.8117 ng/ml
O-desmethyl-tramadol	3.321	310274	642.97	5.5	457.29	1895251	9.7869 ng/ml
o-desmethylvenlafaxine	4.020	258657	23099.14	26.3	558.81	33686	9.7943 ng/ml
Olanzapine	4.434	51658	285.71	55.4	14577.61	129026	10.0949 ng/ml
Oxazepam	5.715	97020	182.84	75.7	135.62	515530	10.0693 ng/ml
Oxycodone	2.791	92441	648.72	29.3	285.18	370462	10.0360 ng/ml
Oxymorphone	1.379	26245	243.92	50.3	357.33	100913	9.6721 ng/ml
Phentermine	3.731	72516	634.06	7.3	89.12	770264	10.4289 ng/ml
Promethazine	5.509	193020	9379.24	33.2	221.83	1074764	9.4748 ng/ml
Pseudoephedrine	2.545	357090	9893.87	17.2	236.03	1640924	9.6251 ng/ml
Quetiapine	5.519	202139	263.73	55.1	47696.64	275350	10.2124 ng/ml
Sertraline	5.742	31762	978.63	98.3	110.68	148011	9.8112 ng/ml
Temazepam	5.776	174235	1463.78	26.4	169.66	789826	9.9494 ng/ml
Tramadol	4.197	283727	714.50	3.2	64.08	1465877	10.2264 ng/ml
Trazodone	5.130	248636	185483.86	59.5	223.87	781870	10.2032 ng/ml
Venlafaxine	4.996	281951	471.12	35.1	534.64	1496832	9.6987 ng/ml
Xylazine	4.035	112001	190.52	45.2	255.60	547188	9.7958 ng/ml
Zolpidem	4.886	284590	283627.75	27.4	185.30	1163875	10.1483 ng/ml

# AM #28 Multi-Drug Quant. Results

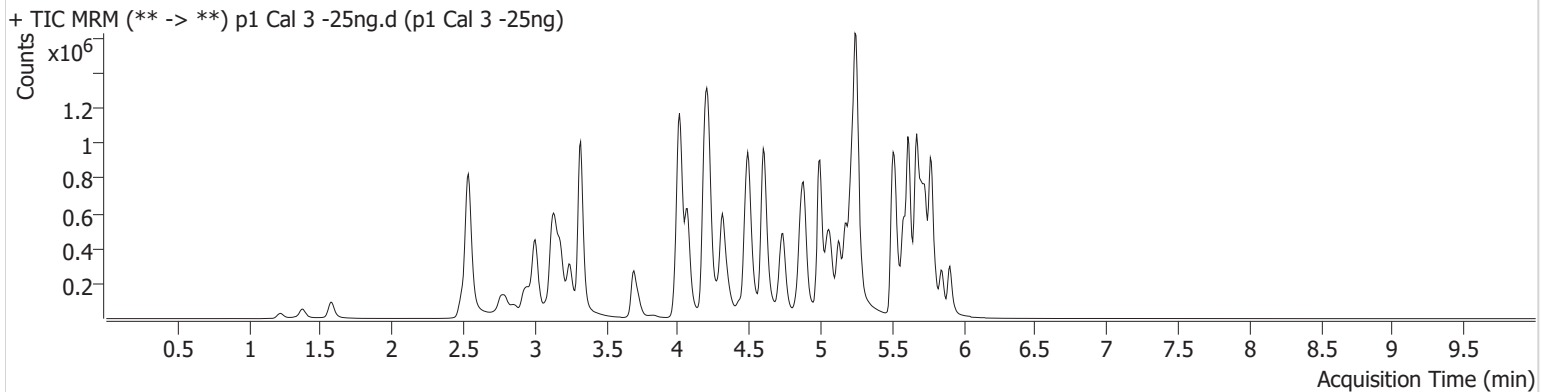


**Batch results** D:\MassHunter\Data\2024\AM 27 28\040324 AM 27 28 CS\QuantResults\AM 28.batch.bin  
**Calibration Last Update** 4/4/2024 10:45:28 AM

<b>Instrument</b>	Falco (069901)	<b>Data File</b>	p1 Cal 3 -25ng.d
<b>Type</b>	Cal	<b>Sample</b>	p1 Cal 3 -25ng
<b>Acq. Method</b>	AM 28 MDQ P1.m	<b>Operator</b>	Celena Shrum
<b>Sample Position</b>	P2-F12	<b>Comment</b>	
<b>Injection Volume</b>	2		
<b>Acq. Date-Time</b>	4/3/2024 9:59:38 PM		
<b>Sample Info.</b>			

Only drugs and concentrations listed on the laboratory report itself are appropriate to be used for interpretation purposes. Any drugs or values included in the notes but not included on the report are used by laboratory personnel to make determinations/reach conclusions within the confines of the methods.

## Sample Chromatogram



Name	RT	Resp.	S/N	Ratio	S/N	ISTD Resp.	Final Conc.
6-MAM	3.089	7982	407.20	71.4	1490.25	93994	2.5093 ng/ml
7-aminoclonazepam	4.223	130812	121.49	72.6	331.44	253017	24.9807 ng/ml
9-hydroxyrisperidone	4.603	20226	141.86	3674.6	595.55	1294902	24.7339 ng/ml
a-hydroxyalprazolam	5.657	59219	160.40	68.2	207.46	103980	28.1417 ng/ml
alpha-PHP	4.888	131221	943.31	262.6	188.12	819851	25.8921 ng/ml
alpha-PVP	4.322	516935	319.76	48.0	202.92	819851	24.4604 ng/ml
Alprazolam	5.734	226749	381.85	114.0	8639.32	408255	23.0225 ng/ml
Amphetamine	3.006	787756	11872.35	46.7	2802.28	431210	27.2931 ng/ml
Benzoylcegonine	3.842	10209	1094.47	34.5	231.21	14829	25.1271 ng/ml
Bromazolam	5.773	115696	21634.63	116.3	144876.83	207460	25.4163 ng/ml
Buprenorphine	5.826	11549	9236.23	18.0	2675.37	161098	2.4821 ng/ml
Bupropion	4.738	533782	15262.54	70.3	571.50	587022	25.0965 ng/ml
Carisoprodol	5.682	259533	587.85	62.2	510.37	434365	23.4491 ng/ml
Citalopram	5.179	376534	212.86	35.2	274.30	668022	23.6140 ng/ml
Clonazepam	5.570	213512	9423.27	37.1	5807.43	126113	26.7242 ng/ml
Clonazolam	5.513	178120	24508.57	37.0	74514.48	126113	26.3300 ng/ml
Cocaine	4.216	314006	472.83	56.3	205.02	1098241	24.5846 ng/ml
Codeine	2.542	36367	106.55	104.9	46571.54	77969	27.3587 ng/ml
Cyclobenzaprine	5.586	316229	388609.22	7.5	266.92	589861	23.9505 ng/ml
Dextromethorphan	5.230	236837	345.02	84.2	6579.75	470102	24.4880 ng/ml
Dextrorphan	4.068	161259	11093.63	205.2	7754.24	776433	24.4992 ng/ml
Diazepam	5.906	158163	524.38	90.8	429.68	297928	24.6986 ng/ml
Dihydrocodeine	2.514	100973	508.93	63.4	399.29	244114	27.2493 ng/ml
Diphenhydramine	5.251	1094372	2007.03	29.9	128343.59	2165864	24.3551 ng/ml
Doxylamine	4.497	901230	49626.88	98.0	537574.06	1651840	24.0830 ng/ml
Duloxetine	5.612	30001	659.17	13.6	158.20	68067	24.8729 ng/ml
EDDP	5.215	392741	2987.43	42.2	215.99	805635	24.1250 ng/ml
Etizolam	5.773	146341	204471.78	24.9	35136.78	126113	23.0771 ng/ml
Fentanyl	5.062	37327	352.58	73.8	136.24	809031	2.4391 ng/ml
Fluorofentanyl	5.116	96811	401.04	38.8	257.18	6626	2.4696 ng/ml
Fluoxetine	5.666	319712	21152.42	7.5	10594.59	464098	25.6894 ng/ml

# AM #28 Multi-Drug Quant. Results



Name	RT	Resp.	S/N	Ratio	S/N	ISTD Resp.	Final Conc.
Hydrocodone	2.982	143524	329.86	34.4	64.99	300080	26.3654 ng/ml
Hydromorphone	1.582	108687	2031.57	76.4	173484.82	141367	25.0120 ng/ml
Hydroxyzine	5.670	368168	10452.59	74.6	26642.97	470102	22.6034 ng/ml
Ketamine	4.007	322101	2321.89	37.0	417.00	538805	26.6821 ng/ml
Lamotrigine	4.232	30787	1691.38	86.6	18012.48	1573106	25.4902 ng/ml
Lorazepam	5.706	151262	6554.67	52.8	265.39	472970	26.2220 ng/ml
MDA	3.147	435638	92.91	33.8	117.18	602330	27.6098 ng/ml
MDMA	3.248	332891	3613.68	94.6	1055.21	148254	24.9440 ng/ml
Meprobamate	4.861	123289	99.10	34.9	214.54	227481	27.5011 ng/ml
Methadone	5.618	641197	952.83	52.3	17585.93	1023126	23.9378 ng/ml
Methamphetamine	3.182	705598	512.70	38.6	610.75	1024822	26.2265 ng/ml
Metoprolol	4.279	94798	158763.71	100.3	3847.30	1448661	25.8931 ng/ml
Mirtazapine	4.593	636614	260.10	51.8	17349.64	819851	25.3356 ng/ml
Mitragynine	5.198	136691	101514.62	33.7	46682.81	1023126	25.0032 ng/ml
Morphine	1.227	21853	421.86	24.5	68.82	14371	25.7986 ng/ml
Norbuprenorphine	4.951	1716	1339.12	96.5	55.82	36419	2.4690 ng/ml
Nordiazepam	5.853	166578	7217.76	57.5	2121.01	225019	25.3036 ng/ml
Norfentanyl	4.035	66792	264.58	38.3	1651.70	1235532	2.2971 ng/ml
Norhydrocodone	3.023	30003	123.03	38.8	88.73	74202	22.3329 ng/ml
Noroxycodone	2.866	86817	713.97	46.7	386.92	120467	25.2774 ng/ml
O-desmethyl-tramadol	3.321	783691	78603.24	5.5	242.80	1882361	24.0342 ng/ml
o-desmethylvenlafaxine	4.020	638113	115170.75	25.9	1394.17	33942	22.9395 ng/ml
Olanzapine	4.428	132299	212.03	52.6	578.14	127946	26.0540 ng/ml
Oxazepam	5.715	225840	1879.02	69.9	236.80	472970	25.8934 ng/ml
Oxycodone	2.791	234871	1161.04	29.3	211.30	373841	25.1367 ng/ml
Oxymorphone	1.379	69230	239.16	46.8	110.31	95524	26.7049 ng/ml
Phentermine	3.731	182454	1801.09	7.6	178.79	764354	27.4011 ng/ml
Promethazine	5.509	484947	466653.96	31.4	750.95	1022268	23.8691 ng/ml
Pseudoephedrine	2.545	881400	212.28	17.3	12123.98	1573106	23.7368 ng/ml
Quetiapine	5.519	488344	314.85	56.9	166.67	269637	25.5223 ng/ml
Sertraline	5.742	79796	640.56	100.6	1043.97	144132	24.8230 ng/ml
Temazepam	5.776	435011	275.37	25.9	1083.46	751278	25.5488 ng/ml
Tramadol	4.197	702000	∞	3.6	92.20	1448661	25.7135 ng/ml
Trazodone	5.130	614723	772054.84	61.4	8710.85	749856	27.0470 ng/ml
Venlafaxine	4.996	712899	1498.34	35.3	1760.08	1477063	23.8825 ng/ml
Xylazine	4.035	283232	66939.76	45.2	607.49	540250	24.4508 ng/ml
Zolpidem	4.886	714452	3447.59	27.8	3456.73	1176173	25.5700 ng/ml

# AM #28 Multi-Drug Quant. Results

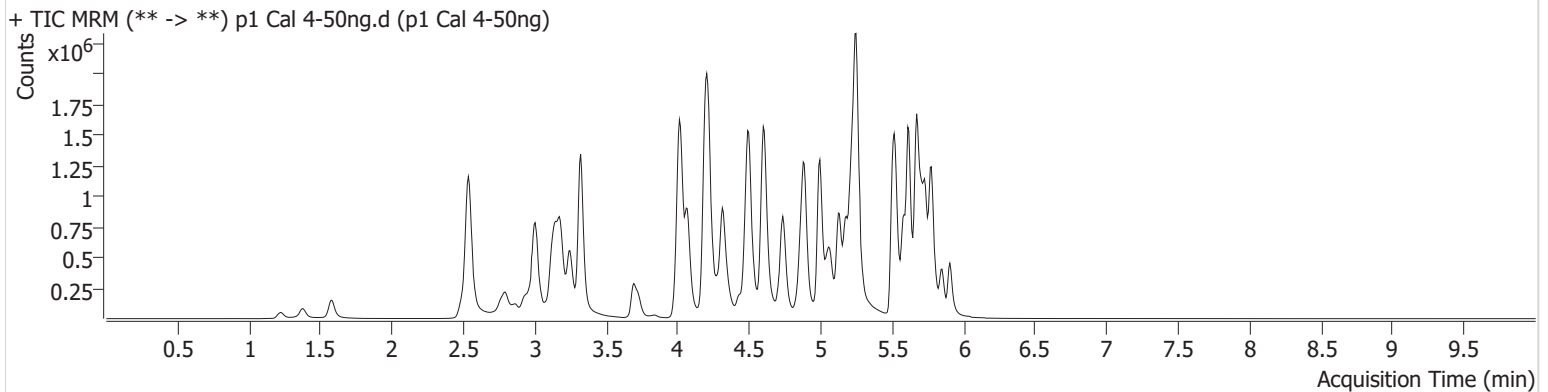


**Batch results** D:\MassHunter\Data\2024\AM 27 28\040324 AM 27 28 CS\QuantResults\AM 28.batch.bin  
**Calibration Last Update** 4/4/2024 10:45:28 AM

**Instrument** Falco (069901) **Data File** p1 Cal 4-50ng.d  
**Type** Cal **Sample** p1 Cal 4-50ng  
**Acq. Method** AM 28 MDQ P1.m **Operator** Celena Shrum  
**Sample Position** P2-E12 **Comment**  
**Injection Volume** 2  
**Acq. Date-Time** 4/3/2024 10:10:16 PM  
**Sample Info.**

Only drugs and concentrations listed on the laboratory report itself are appropriate to be used for interpretation purposes. Any drugs or values included in the notes but not included on the report are used by laboratory personnel to make determinations/reach conclusions within the confines of the methods.

## Sample Chromatogram



Name	RT	Resp.	S/N	Ratio	S/N	ISTD Resp.	Final Conc.
6-MAM	3.089	16106	33572.13	70.8	10362.55	93741	5.0246 ng/ml
7-aminoclonazepam	4.223	252488	9292.66	71.6	917.70	241597	50.2139 ng/ml
9-hydroxyrisperidone	4.603	43177	2288.80	3692.0	1996.36	1360800	50.0539 ng/ml
a-hydroxyalprazolam	5.651	111079	947.38	67.3	196.52	102881	54.0539 ng/ml
alpha-PHP	4.888	270345	1341.17	261.0	25317.98	827745	53.3878 ng/ml
alpha-PVP	4.322	1051025	55597.65	48.8	1806.56	827745	48.8840 ng/ml
Alprazolam	5.734	466671	695.13	110.4	2003.35	385687	49.2984 ng/ml
Amphetamine	3.006	1486359	16311.89	47.3	278.08	431899	52.2588 ng/ml
Benzoylcegonine	3.842	20769	261.39	36.8	575.25	15563	48.4429 ng/ml
Bromazolam	5.773	218904	309001.64	118.8	341431.81	192511	52.3484 ng/ml
Buprenorphine	5.826	26602	11636.87	14.5	3559.48	181919	4.9792 ng/ml
Bupropion	4.738	1099805	61453.00	68.7	954.40	601571	50.2835 ng/ml
Carisoprodol	5.682	507401	898.79	59.6	422.38	406788	48.4243 ng/ml
Citalopram	5.180	780283	820.62	34.3	609.61	664014	48.5914 ng/ml
Clonazepam	5.570	400983	8584.23	36.0	664217.77	117661	54.3875 ng/ml
Clonazolam	5.513	333627	504061.04	36.9	84930.03	117661	53.2554 ng/ml
Cocaine	4.216	645781	296426.36	54.9	551.62	1103590	49.9872 ng/ml
Codeine	2.542	70506	109.02	101.4	2076.76	76029	55.3634 ng/ml
Cyclobenzaprine	5.586	646481	3333.04	8.2	378704.56	597384	47.7942 ng/ml
Dextromethorphan	5.230	486166	47928.09	82.2	246.45	479719	49.0875 ng/ml
Dextrorphan	4.068	322562	1724.14	208.4	431.61	770523	48.9275 ng/ml
Diazepam	5.906	325052	459.50	90.7	4957.26	299095	50.3402 ng/ml
Dihydrocodeine	2.514	203659	9036.93	63.6	1305.60	249744	54.4346 ng/ml
Diphenhydramine	5.251	2260282	388.47	30.3	591.90	2217112	48.5725 ng/ml
Doxylamine	4.497	1871447	106248.96	98.2	264.11	1688346	48.3846 ng/ml
Duloxetine	5.612	61214	110578.62	12.4	335.62	66175	51.9616 ng/ml
EDDP	5.215	802671	2261.53	42.7	165.35	807062	48.8141 ng/ml
Etizolam	5.773	292091	370986.79	25.0	130682.93	117661	48.6118 ng/ml
Fentanyl	5.062	75362	3263.18	79.1	103.57	831932	4.7617 ng/ml
Fluorofentanyl	5.116	206086	5390.85	39.5	30174.83	6647	5.2690 ng/ml
Fluoxetine	5.673	621223	11341.81	7.7	107992.42	458286	50.3356 ng/ml

# AM #28 Multi-Drug Quant. Results



Name	RT	Resp.	S/N	Ratio	S/N	ISTD Resp.	Final Conc.
Hydrocodone	2.982	284928	517.80	35.5	105.18	301722	52.6920 ng/ml
Hydromorphone	1.582	223182	5684.68	76.3	1693.08	142617	50.6431 ng/ml
Hydroxyzine	5.670	776053	42569.55	74.9	193819.00	479719	45.7264 ng/ml
Ketamine	4.007	637785	258.45	35.8	∞	541558	53.2465 ng/ml
Lamotrigine	4.232	62538	5256.71	82.3	1584.30	1554662	52.0920 ng/ml
Lorazepam	5.706	245634	5645.61	52.7	237.34	410115	49.7637 ng/ml
MDA	3.147	826851	194.95	33.4	169.44	572293	56.1804 ng/ml
MDMA	3.248	666730	243966.14	95.3	2331.24	147383	49.9449 ng/ml
Meprobamate	4.861	230639	3157.85	35.7	696.91	224010	53.3738 ng/ml
Methadone	5.618	1365585	1046.61	49.3	1018.18	1060601	48.3909 ng/ml
Methamphetamine	3.182	1424485	47920.72	38.3	7377.97	1034989	52.8292 ng/ml
Metoprolol	4.279	192875	11980.61	102.9	1929.49	1452163	53.1313 ng/ml
Mirtazapine	4.593	1303749	121174.80	51.5	315188.81	827745	51.4583 ng/ml
Mitragynine	5.198	297833	602.69	33.6	818.63	1060601	52.3872 ng/ml
Morphine	1.227	44864	398.97	24.5	146.36	14813	51.5817 ng/ml
Norbuprenorphine	4.951	3197	2833.83	108.9	5306.48	34974	4.7771 ng/ml
Nordiazepam	5.853	320110	294.10	59.1	445.51	220052	49.7662 ng/ml
Norfentanyl	4.035	134601	14464.56	37.4	57.06	1171463	4.7860 ng/ml
Norhydrocodone	3.023	63406	132.73	40.0	187.38	75329	45.0276 ng/ml
Noroxycodone	2.866	173862	1696.51	48.3	248.94	120064	50.6766 ng/ml
O-desmethyl-tramadol	3.321	1613095	25271.96	5.6	483.43	1891870	48.6411 ng/ml
o-desmethylvenlafaxine	4.020	1274768	45443.88	26.2	1636.78	31133	49.1155 ng/ml
Olanzapine	4.428	291858	3958.85	53.0	468.87	140248	52.4234 ng/ml
Oxazepam	5.715	403798	435.06	69.7	271.35	410115	53.6311 ng/ml
Oxycodone	2.791	480000	1273.82	30.3	897.89	375214	51.0933 ng/ml
Oxymorphone	1.379	139658	∞	47.0	714.43	100514	51.0699 ng/ml
Phentermine	3.731	362824	1260.32	7.2	6578.57	771493	54.5908 ng/ml
Promethazine	5.509	1021355	672.74	32.2	327.66	1071275	47.2590 ng/ml
Pseudoephedrine	2.545	1785163	172.41	17.1	173.30	1554662	47.9498 ng/ml
Quetiapine	5.526	994072	17612.85	60.1	305698.24	273721	51.4024 ng/ml
Sertraline	5.742	158161	2524.18	98.1	399.19	142081	49.5978 ng/ml
Temazepam	5.776	769610	595.21	26.8	360.60	683432	49.3581 ng/ml
Tramadol	4.197	1410041	∞	3.9	148.21	1452163	51.5975 ng/ml
Trazodone	5.130	1288379	334.08	61.6	581405.97	803011	53.3857 ng/ml
Venlafaxine	4.996	1478701	849.26	34.6	1184.26	1498993	48.1655 ng/ml
Xylazine	4.035	566744	5625.36	46.2	1983.60	530261	49.4221 ng/ml
Zolpidem	4.886	1460604	175542.22	27.7	441817.16	1159985	53.2638 ng/ml

# AM #28 Multi-Drug Quant. Results



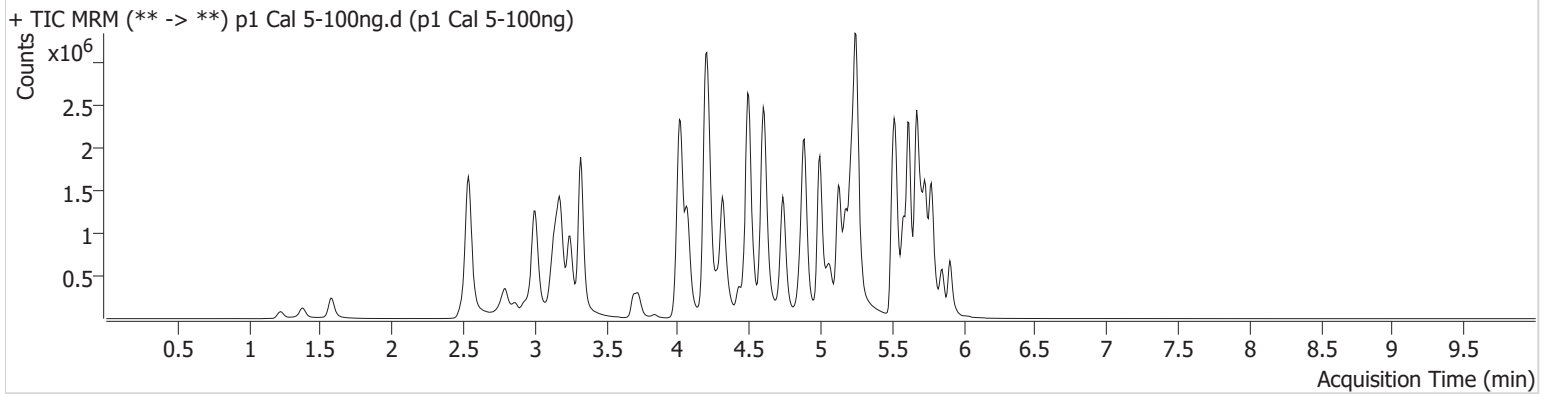
**Batch results** D:\MassHunter\Data\2024\AM 27 28\040324 AM 27 28 CS\QuantResults\AM 28.batch.bin  
**Calibration Last Update** 4/4/2024 10:45:28 AM

**Instrument** Falco (069901)  
**Type** Cal  
**Acq. Method** AM 28 MDQ P1.m  
**Sample Position** P2-D12  
**Injection Volume** 2  
**Acq. Date-Time** 4/3/2024 10:20:54 PM  
**Sample Info.**

**Data File** p1 Cal 5-100ng.d  
**Sample** p1 Cal 5-100ng  
**Operator** Celena Shrum

Only drugs and concentrations listed on the laboratory report itself are appropriate to be used for interpretation purposes. Any drugs or values included in the notes but not included on the report are used by laboratory personnel to make determinations/reach conclusions within the confines of the methods.

## Sample Chromatogram



Name	RT	Resp.	S/N	Ratio	S/N	ISTD Resp.	Final Conc.
6-MAM	3.089	30970	4008.51	70.1	67936.62	88030	10.2356 ng/ml
7-aminoclonazepam	4.223	421387	499.93	73.9	20237.57	194194	103.9631 ng/ml
9-hydroxyrisperidone	4.603	78003	434.12	3904.1	9075.09	1271212	96.6286 ng/ml
a-hydroxyalprazolam	5.651	151429	458.48	74.3	696.06	77856	98.0051 ng/ml
alpha-PHP	4.888	494500	4395.96	256.1	2217.72	773726	104.9806 ng/ml
alpha-PVP	4.322	1959970	773.80	49.1	446.73	773726	97.1569 ng/ml
Alprazolam	5.734	835072	674.63	108.4	1101.11	342644	98.5599 ng/ml
Amphetamine	3.006	2626512	47405.08	45.5	41067.50	404410	99.4696 ng/ml
Benzoylcegonine	3.842	39262	2443.66	37.6	1772.87	14324	99.2033 ng/ml
Bromazolam	5.773	359563	445490.42	116.8	425570.72	164280	101.2293 ng/ml
Buprenorphine	5.826	47046	30648.12	15.2	9135.64	164696	9.6501 ng/ml
Bupropion	4.738	2082845	611.09	68.8	1074.67	567635	100.7475 ng/ml
Carisoprodol	5.689	785899	2065.26	60.4	630.69	306871	98.9130 ng/ml
Citalopram	5.173	1460623	1702.89	33.8	343.16	613580	97.8314 ng/ml
Clonazepam	5.570	639087	23740.22	36.5	1202.81	98191	104.4039 ng/ml
Clonazolam	5.513	534898	559849.36	36.4	185540.28	98191	102.6755 ng/ml
Cocaine	4.216	1189438	981.70	55.2	341.10	1019175	99.3834 ng/ml
Codeine	2.535	123050	19289.89	102.0	3116.82	69514	106.5683 ng/ml
Cyclobenzaprine	5.586	1170962	924.97	7.9	313.59	526399	97.6704 ng/ml
Dextromethorphan	5.230	869512	677.65	81.6	406.10	426660	98.5393 ng/ml
Dextrorphan	4.068	589503	928.97	209.6	690.30	696609	98.4499 ng/ml
Diazepam	5.906	575747	463.55	91.8	2318.73	269650	98.6972 ng/ml
Dihydrocodeine	2.514	373036	1244.12	63.5	1455.48	241136	103.9236 ng/ml
Diphenhydramine	5.251	4163787	1975.15	29.9	564.02	2021701	97.5583 ng/ml
Doxylamine	4.497	3655483	81030.93	96.1	52957.54	1588239	99.8989 ng/ml
Duloxetine	5.612	100996	2988.65	13.0	444.35	54706	103.4865 ng/ml
EDDP	5.215	1431359	1324.71	42.3	374.78	708835	98.7096 ng/ml
Etizolam	5.773	506002	20758.51	25.4	106569.90	98191	100.1949 ng/ml
Fentanyl	5.062	143906	284.41	77.8	231.55	773615	9.7484 ng/ml
Fluorofentanyl	5.116	373197	12882.47	40.0	7445.45	5956	10.6761 ng/ml
Fluoxetine	5.673	1020298	853.62	7.7	286.22	376610	100.3798 ng/ml

# AM #28 Multi-Drug Quant. Results



Name	RT	Resp.	S/N	Ratio	S/N	ISTD Resp.	Final Conc.
Hydrocodone	2.975	506416	∞	37.6	∞	272806	104.2086 ng/ml
Hydromorphone	1.575	416121	1081279.28	76.1	1293786.72	134741	99.6919 ng/ml
Hydroxyzine	5.670	1392272	66176.80	77.5	47197.39	426660	91.3171 ng/ml
Ketamine	4.001	1167881	22411.02	35.9	205.77	506029	105.0233 ng/ml
Lamotrigine	4.232	108144	34460.54	85.9	5561.74	1402367	99.6025 ng/ml
Lorazepam	5.706	328677	8377.75	53.9	201.44	288346	95.3862 ng/ml
MDA	3.147	1402896	163.52	33.4	149.09	512414	107.3786 ng/ml
MDMA	3.248	1251340	485.32	94.7	3692.46	136553	100.8596 ng/ml
Meprobamate	4.861	387793	10978.55	34.0	367.59	203674	99.7687 ng/ml
Methadone	5.618	2468641	39266.89	51.1	1096.29	972256	94.7002 ng/ml
Methamphetamine	3.182	2659332	898.92	38.2	14083.50	986084	103.9033 ng/ml
Metoprolol	4.279	356423	75575.95	102.3	491979.45	1389852	103.1070 ng/ml
Mirtazapine	4.593	2424506	3555.77	50.2	7312.26	773726	102.4396 ng/ml
Mitragynine	5.198	536651	417313.81	33.0	105604.22	972256	102.8248 ng/ml
Morphine	1.220	82947	541.69	24.0	258.95	13613	103.9740 ng/ml
Norbuprenorphine	4.951	6161	4996.46	108.4	2436.21	33958	9.4678 ng/ml
Nordiazepam	5.853	550271	860.63	57.6	700.62	183525	102.6229 ng/ml
Norfentanyl	4.035	232294	19627.47	37.8	32135.76	1007633	9.5164 ng/ml
Norhydrocodone	3.016	129190	314.40	39.5	400.46	68141	99.7268 ng/ml
Noroxycodone	2.866	311130	6039.03	49.9	831.00	108351	100.3796 ng/ml
O-desmethyl-tramadol	3.321	3063781	74957.29	5.7	16757.78	1783830	97.4184 ng/ml
o-desmethylvenlafaxine	4.020	2315181	83622.42	26.1	842.97	28457	96.8823 ng/ml
Olanzapine	4.428	604231	1176.55	54.0	144.79	147462	103.2113 ng/ml
Oxazepam	5.715	554631	8220.04	70.6	425.79	288346	104.9870 ng/ml
Oxycodone	2.791	888632	5363.99	29.9	1156.36	352242	100.6742 ng/ml
Oxymorphone	1.372	246457	∞	47.5	236.07	89027	101.6150 ng/ml
Phentermine	3.731	646823	2214.86	7.3	284.95	723288	104.3706 ng/ml
Promethazine	5.509	1896914	18385.40	32.5	445.58	962625	96.9259 ng/ml
Pseudoephedrine	2.545	3262321	62152.52	17.1	275.73	1402367	96.4618 ng/ml
Quetiapine	5.526	1842064	34311.09	59.2	2533856.99	253001	103.2763 ng/ml
Sertraline	5.742	259743	12784.63	96.7	493.89	115898	99.5409 ng/ml
Temazepam	5.776	1159064	25944.22	26.5	222.43	515413	98.2203 ng/ml
Tramadol	4.197	2623357	1958.98	3.8	223.92	1389852	100.3695 ng/ml
Trazodone	5.130	2366842	40968.82	62.4	48333.37	750177	105.4360 ng/ml
Venlafaxine	4.996	2762630	2216.16	34.4	26104.89	1399557	95.7596 ng/ml
Xylazine	4.035	1039841	62004.73	48.0	5899.88	486732	98.3782 ng/ml
Zolpidem	4.886	2764988	79377.25	27.0	461.34	1102562	106.3223 ng/ml

# AM #28 Multi-Drug Quant. Results

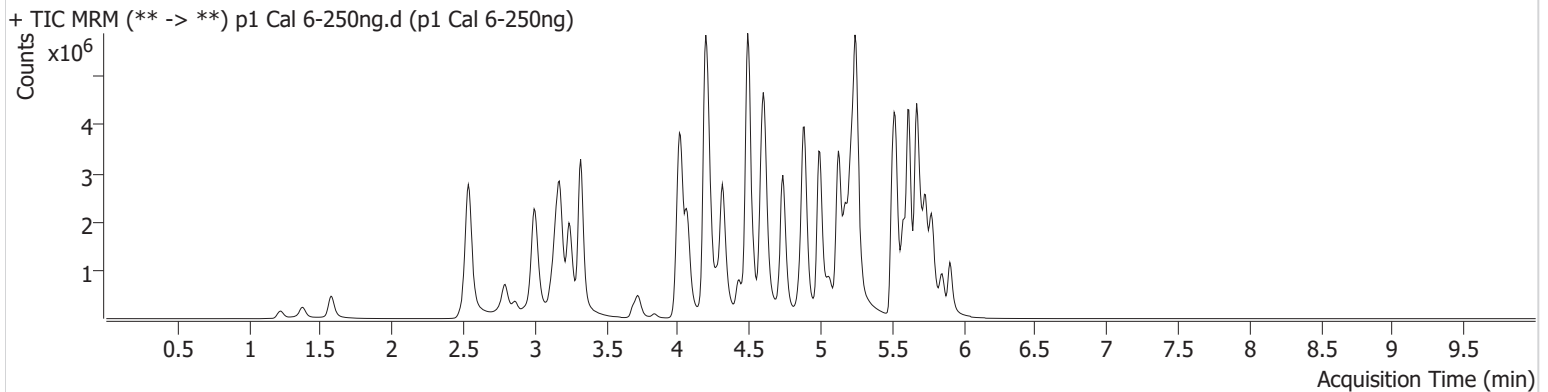


**Batch results** D:\MassHunter\Data\2024\AM 27 28\040324 AM 27 28 CS\QuantResults\AM 28.batch.bin  
**Calibration Last Update** 4/4/2024 10:45:28 AM

**Instrument** Falco (069901) **Data File** p1 Cal 6-250ng.d  
**Type** Cal **Sample** p1 Cal 6-250ng  
**Acq. Method** AM 28 MDQ P1.m **Operator** Celena Shrum  
**Sample Position** P2-C12 **Comment**  
**Injection Volume** 2  
**Acq. Date-Time** 4/3/2024 10:31:30 PM  
**Sample Info.**

Only drugs and concentrations listed on the laboratory report itself are appropriate to be used for interpretation purposes. Any drugs or values included in the notes but not included on the report are used by laboratory personnel to make determinations/reach conclusions within the confines of the methods.

## Sample Chromatogram



Name	RT	Resp.	S/N	Ratio	S/N	ISTD Resp.	Final Conc.
6-MAM	3.089	65097	3440.19	73.9	57615.01	75995	24.8486 ng/ml
7-aminoclonazepam	4.223	711304	133.60	72.6	701.70	134043	253.8409 ng/ml
9-hydroxyrisperidone	4.603	174242	1385.91	3935.5	6276.00	1071669	255.7345 ng/ml
a-hydroxyalprazolam	5.651	287960	277.59	69.8	1101.94	60466	241.1066 ng/ml
alpha-PHP	4.888	1014496	9820.11	257.4	137786.27	676311	247.1120 ng/ml
alpha-PVP	4.315	4422777	2083.81	49.1	27926.53	676311	250.2351 ng/ml
Alprazolam	5.734	1605903	985.91	107.3	1218.81	262592	246.2215 ng/ml
Amphetamine	2.999	4901921	99.98	44.8	191.16	350612	215.2275 ng/ml
Benzoylcegonine	3.835	92746	5323.89	37.5	1259.11	13166	254.5277 ng/ml
Bromazolam	5.773	616207	5484.19	119.3	18630.65	112752	253.5230 ng/ml
Buprenorphine	5.826	113763	639.15	14.4	18426.92	157821	24.2290 ng/ml
Bupropion	4.738	4679832	1349.58	67.9	1672.58	499159	257.1484 ng/ml
Carisoprodol	5.689	1297394	1083.04	62.5	794.11	209754	238.2064 ng/ml
Citalopram	5.173	3056994	31805.20	33.8	1739.95	499091	250.7987 ng/ml
Clonazepam	5.570	1057606	30761.35	37.0	12187.47	70495	241.4202 ng/ml
Clonazolam	5.513	807202	323300.59	37.1	96104.49	70495	216.2536 ng/ml
Cocaine	4.216	2472388	148430.22	56.0	28380.77	845198	248.6310 ng/ml
Codeine	2.535	239178	511.27	97.1	5942.97	57591	251.3450 ng/ml
Cyclobenzaprine	5.586	2514348	32445.25	7.7	28791.46	445118	247.1850 ng/ml
Dextromethorphan	5.223	1784262	840.72	78.7	700.34	342695	251.4832 ng/ml
Dextrorphan	4.068	1228908	267.41	208.7	187814.49	573631	248.5488 ng/ml
Diazepam	5.906	1197013	1754.35	90.3	3614.88	224734	245.8921 ng/ml
Dihydrocodeine	2.514	752458	1391.92	66.2	23470.62	209888	241.8013 ng/ml
Diphenhydramine	5.251	8945442	3128.10	30.1	32349.73	1620041	260.6216 ng/ml
Doxylamine	4.490	8699539	172733.01	93.8	258448.63	1419853	265.0646 ng/ml
Duloxetine	5.612	190757	4564.72	13.5	21731.80	42966	248.5625 ng/ml
EDDP	5.215	3073178	240409.21	41.9	138684.09	596577	251.2094 ng/ml
Etizolam	5.773	996378	3829.76	24.6	225684.81	70495	273.6508 ng/ml
Fentanyl	5.062	349658	7285.62	72.5	3365.77	721516	25.3514 ng/ml
Fluorofentanyl	5.116	843670	638.89	39.7	8355.55	5658	25.4400 ng/ml
Fluoxetine	5.673	2008152	1441.30	7.4	393.21	295727	251.2709 ng/ml



# AM #28 Multi-Drug Quant. Results



Name	RT	Resp.	S/N	Ratio	S/N	ISTD Resp.	Final Conc.
Hydrocodone	2.975	1117128	∞	36.7	338.88	253200	248.5774 ng/ml
Hydromorphone	1.575	899013	9419.33	75.7	1734481.13	115251	251.4101 ng/ml
Hydroxyzine	5.670	2981067	406473.58	79.6	100897.61	342695	241.9231 ng/ml
Ketamine	4.001	2309267	2332.32	35.9	779.69	432941	243.6437 ng/ml
Lamotrigine	4.232	202565	5117.36	86.6	1538.20	1115402	234.1804 ng/ml
Lorazepam	5.706	449746	1838.24	54.6	1096.67	166525	227.0330 ng/ml
MDA	3.147	2476823	6228.04	33.0	3961.61	401159	243.4448 ng/ml
MDMA	3.241	2711482	210.35	95.5	7823.30	116027	256.7387 ng/ml
Meprobamate	4.861	636703	8000.64	34.4	525.68	161304	208.1822 ng/ml
Methadone	5.618	5623359	43096.96	49.2	6343.14	812758	256.7618 ng/ml
Methamphetamine	3.175	5816758	194.83	36.9	1025.21	905544	248.0377 ng/ml
Metoprolol	4.279	721382	7887.26	103.6	197516.06	1163340	250.1094 ng/ml
Mirtazapine	4.587	5252771	2876.29	49.1	328.47	676311	254.0034 ng/ml
Mitragynine	5.191	1183812	44281.61	34.8	622764.63	812758	271.0881 ng/ml
Morphine	1.220	171589	1226.50	24.5	377.43	11246	260.6367 ng/ml
Norbuprenorphine	4.944	13711	12777.36	97.8	13019.39	29507	24.2297 ng/ml
Nordiazepam	5.853	997723	∞	57.9	450.06	133524	255.8160 ng/ml
Norfentanyl	4.035	427117	8604.66	38.0	442.36	706659	24.8114 ng/ml
Norhydrocodone	3.016	291049	260.12	39.3	738.94	56723	267.5887 ng/ml
Noroxycodone	2.866	653616	386.59	48.4	22582.96	90632	251.9324 ng/ml
O-desmethyl-tramadol	3.321	6912869	139822.06	5.6	14987.49	1524513	256.2871 ng/ml
o-desmethylvenlafaxine	4.013	4484664	141311.49	25.8	6032.43	21888	242.8970 ng/ml
Olanzapine	4.428	1329047	4681.92	55.9	1011.69	130672	256.1730 ng/ml
Oxazepam	5.708	737846	10994.73	70.5	3870.65	166525	242.1341 ng/ml
Oxycodone	2.791	1971058	1738.58	30.0	1553.22	313813	250.5197 ng/ml
Oxymorphone	1.372	539105	∞	47.2	∞	78313	252.4783 ng/ml
Phentermine	3.724	1289100	454.08	7.2	627.17	649129	232.5335 ng/ml
Promethazine	5.503	4406176	921.58	31.5	7925.50	843197	255.8635 ng/ml
Pseudoephedrine	2.538	6804874	74.83	16.8	665.77	1115402	251.8992 ng/ml
Quetiapine	5.519	3829011	138337.59	59.4	2108506.97	213855	254.2980 ng/ml
Sertraline	5.742	527565	∞	95.2	1259.70	93155	251.0674 ng/ml
Temazepam	5.783	1739239	315.68	25.7	255.45	302992	250.1724 ng/ml
Tramadol	4.197	5670761	∞	3.9	253.77	1163340	259.3236 ng/ml
Trazodone	5.123	5083901	57206.64	67.3	152015.72	705601	241.3854 ng/ml
Venlafaxine	4.996	6232743	965.91	32.9	7828.43	1206098	249.6929 ng/ml
Xylazine	4.028	2210715	142407.59	49.2	6463.55	399223	254.3479 ng/ml
Zolpidem	4.886	5887355	138095.65	27.0	316.64	971261	257.3343 ng/ml

# AM #28 Multi-Drug Quant. Results



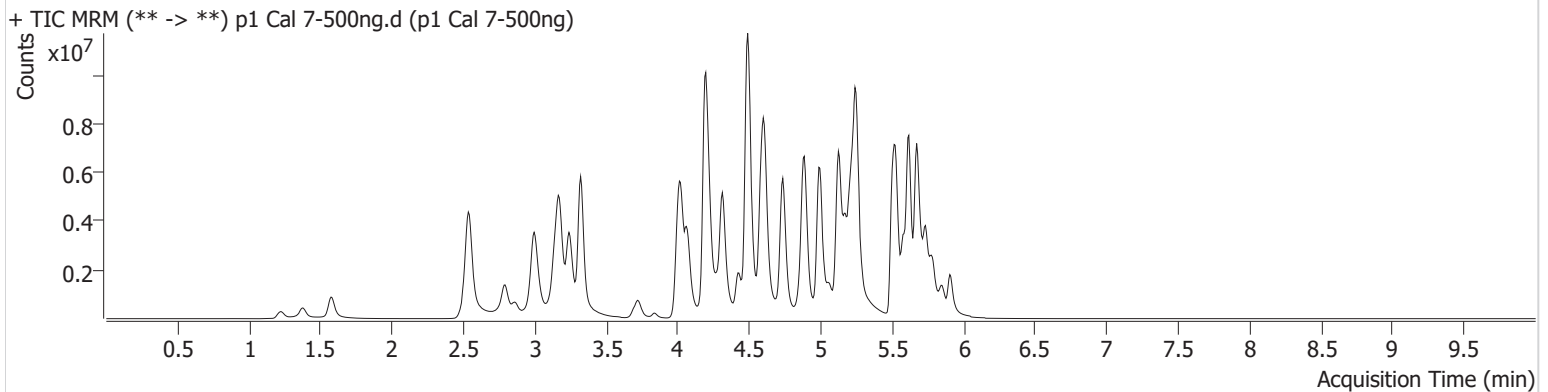
**Batch results** D:\MassHunter\Data\2024\AM 27 28\040324 AM 27 28 CS\QuantResults\AM 28.batch.bin  
**Calibration Last Update** 4/4/2024 10:45:28 AM

**Instrument** Falco (069901)  
**Type** Cal  
**Acq. Method** AM 28 MDQ P1.m  
**Sample Position** P2-B12  
**Injection Volume** 2  
**Acq. Date-Time** 4/3/2024 10:42:07 PM  
**Sample Info.**

**Data File** p1 Cal 7-500ng.d  
**Sample** p1 Cal 7-500ng  
**Operator** Celena Shrum

Only drugs and concentrations listed on the laboratory report itself are appropriate to be used for interpretation purposes. Any drugs or values included in the notes but not included on the report are used by laboratory personnel to make determinations/reach conclusions within the confines of the methods.

## Sample Chromatogram



Name	RT	Resp.	S/N	Ratio	S/N	ISTD Resp.	Final Conc.
6-MAM	3.089	136791	1382.04	71.4	173.01	80626	49.1664 ng/ml
7-aminoclonazepam	4.223	817048	5803.60	72.2	256.60	85876	454.9037 ng/ml
9-hydroxyrisperidone	4.603	332036	3781.60	4134.5	427969.60	1023994	509.8353 ng/ml
a-hydroxyalprazolam	5.651	377094	139.17	69.9	217.06	41275	463.2649 ng/ml
alpha-PHP	4.888	1748882	2599.08	259.1	354.59	659745	437.0989 ng/ml
alpha-PVP	4.315	8969814	2085.59	49.3	8982.83	659745	519.8455 ng/ml
Alprazolam	5.734	2498342	1063.08	107.9	1158.38	192571	521.5210 ng/ml
Amphetamine	2.999	7771999	85256.43	45.8	85.00	353215	339.2763 ng/ml
Benzoylcegonine	3.835	225625	435.00	36.9	2071.96	16189	503.2818 ng/ml
Bromazolam	5.766	867394	971063.51	124.3	640059.75	84756	475.1879 ng/ml
Buprenorphine	5.826	242557	385629.47	15.0	26995.07	159448	51.0432 ng/ml
Bupropion	4.738	9639544	1404.88	67.6	24797.45	526009	502.4738 ng/ml
Carisoprodol	5.689	1618072	20096.42	60.6	284.58	124772	498.8948 ng/ml
Citalopram	5.173	5390235	812.38	33.6	∞	419783	525.1213 ng/ml
Clonazepam	5.563	1296401	20079.87	37.1	19325.08	50246	415.6043 ng/ml
Clonazolam	5.513	888002	155327.23	38.5	1435.55	50246	333.9819 ng/ml
Cocaine	4.216	4567733	7496.94	56.6	70896.82	771267	503.0550 ng/ml
Codeine	2.535	385548	225.34	101.9	359.02	52327	446.6774 ng/ml
Cyclobenzaprine	5.586	4943961	64940.01	7.2	320.00	409889	527.1977 ng/ml
Dextromethorphan	5.223	3048163	3843.82	77.7	484.05	289654	508.1214 ng/ml
Dextrorphan	4.068	2284203	74197.74	211.9	∞	505992	523.2464 ng/ml
Diazepam	5.906	2116140	360.36	91.2	446.27	198958	490.8090 ng/ml
Dihydrocodeine	2.507	1414900	1341.92	62.2	25913.41	231479	412.7834 ng/ml
Diphenhydramine	5.251	16529196	144938.55	30.3	563.64	1490126	522.9941 ng/ml
Doxylamine	4.490	18468080	479144.14	94.0	296.47	1476148	540.6920 ng/ml
Duloxetine	5.606	288969	48600.67	14.6	306.29	34367	470.5522 ng/ml
EDDP	5.215	6181286	1355.00	40.3	1705.48	578273	520.8488 ng/ml
Etizolam	5.773	1664632	10487.28	25.3	15356.85	50246	640.5239 ng/ml
Fentanyl	5.062	787197	1868.89	74.6	778852.58	821203	50.1186 ng/ml
Fluorofentanyl	5.116	1651676	37751.14	40.7	411322.99	5867	48.0524 ng/ml
Fluoxetine	5.673	3328102	38267.17	7.4	90950.12	250183	492.0263 ng/ml

# AM #28 Multi-Drug Quant. Results



Name	RT	Resp.	S/N	Ratio	S/N	ISTD Resp.	Final Conc.
Hydrocodone	2.975	2413430	1790.13	37.2	460.75	264453	514.8692 ng/ml
Hydromorphone	1.575	1891750	6395017.03	76.4	5632905.53	122559	497.2286 ng/ml
Hydroxyzine	5.670	5699741	575539.56	80.7	136425.86	289654	546.1120 ng/ml
Ketamine	3.994	3942770	3526.37	35.0	262.62	420460	428.8711 ng/ml
Lamotrigine	4.232	290675	1181.07	88.7	39181.48	1002547	373.7000 ng/ml
Lorazepam	5.706	521222	13537.52	51.8	70.25	87862	499.5798 ng/ml
MDA	3.140	3937699	175.72	31.6	2761.47	343890	452.3662 ng/ml
MDMA	3.241	4917628	344.46	95.4	9730.68	111720	483.3106 ng/ml
Meprobamate	4.854	908369	2111.81	32.9	275.42	148525	323.2523 ng/ml
Methadone	5.618	10998376	∞	48.6	43787.50	760343	535.9870 ng/ml
Methamphetamine	3.175	11227616	202055.20	36.3	47823.51	996640	435.3101 ng/ml
Metoprolol	4.272	1268045	1624925.12	104.3	42835.01	1158472	441.9180 ng/ml
Mirtazapine	4.587	9987265	213715.16	48.4	138245.44	659745	495.1336 ng/ml
Mitragynine	5.191	2003753	159022.62	35.5	288556.22	760343	490.3603 ng/ml
Morphine	1.227	351136	7467.46	24.1	∞	12334	486.5088 ng/ml
Norbuprenorphine	4.944	29347	17961.03	101.3	1142.73	29974	51.0394 ng/ml
Nordiazepam	5.853	1366921	38158.51	57.2	18113.52	95334	490.9195 ng/ml
Norfentanyl	4.035	602304	25823.71	38.3	9544.15	424300	58.1563 ng/ml
Norhydrocodone	3.016	578620	∞	40.9	1069.35	53111	566.6309 ng/ml
Noroxycodone	2.859	1245781	1505.62	50.7	3324.72	87839	495.3371 ng/ml
O-desmethyl-tramadol	3.321	14240369	14377.03	5.5	22348.42	1537209	523.0082 ng/ml
o-desmethylvenlafaxine	4.013	7101533	∞	25.6	13162.47	15103	556.4860 ng/ml
Olanzapine	4.421	3240137	67259.94	57.7	6216.94	160879	507.2590 ng/ml
Oxazepam	5.708	759848	75132.38	71.7	6701.48	87862	472.8144 ng/ml
Oxycodone	2.791	4203191	1301.11	30.0	1842.87	337089	497.2470 ng/ml
Oxymorphone	1.372	1098817	∞	47.1	∞	84094	479.1043 ng/ml
Phentermine	3.724	2393246	∞	6.6	204.70	664481	422.2376 ng/ml
Promethazine	5.503	9168415	944.45	30.2	781.34	844387	530.8925 ng/ml
Pseudoephedrine	2.545	12484027	70860.63	16.3	44072.91	1002547	513.4568 ng/ml
Quetiapine	5.526	6676837	362.81	61.5	182978.61	201172	471.5773 ng/ml
Sertraline	5.742	982251	14084.96	94.5	511.54	87046	499.9506 ng/ml
Temazepam	5.783	1867025	156.76	26.9	1663.93	153986	528.0332 ng/ml
Tramadol	4.191	11381831	∞	3.4	267.05	1158472	522.7523 ng/ml
Trazodone	5.123	10063323	190760.71	70.5	179163.14	799625	421.9789 ng/ml
Venlafaxine	4.989	12915211	99597.60	31.6	584.46	1165211	534.8479 ng/ml
Xylazine	4.028	4335473	206407.60	49.6	6728.39	385977	515.5023 ng/ml
Zolpidem	4.886	11450779	306.84	26.0	667442.35	1007525	482.7068 ng/ml

# AM #28 Multi-Drug Quant. Results

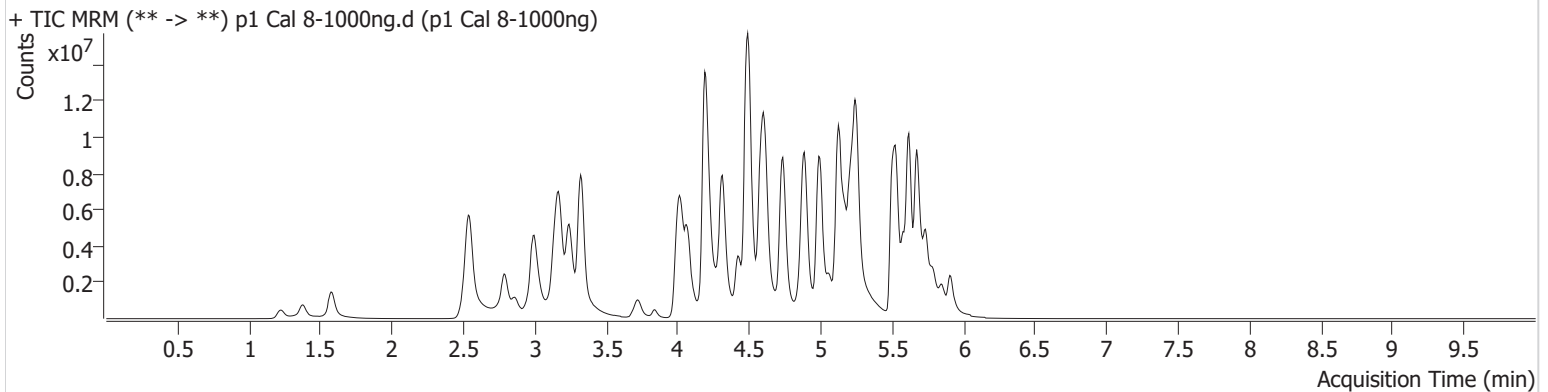


**Batch results** D:\MassHunter\Data\2024\AM 27 28\040324 AM 27 28 CS\QuantResults\AM 28.batch.bin  
**Calibration Last Update** 4/4/2024 10:45:28 AM

**Instrument** Falco (069901) **Data File** p1 Cal 8-1000ng.d  
**Type** Cal **Sample** p1 Cal 8-1000ng  
**Acq. Method** AM 28 MDQ P1.m **Operator** Celena Shrum  
**Sample Position** P2-A12 **Comment**  
**Injection Volume** 2  
**Acq. Date-Time** 4/3/2024 10:52:44 PM  
**Sample Info.**

Only drugs and concentrations listed on the laboratory report itself are appropriate to be used for interpretation purposes. Any drugs or values included in the notes but not included on the report are used by laboratory personnel to make determinations/reach conclusions within the confines of the methods.

## Sample Chromatogram



Name	RT	Resp.	S/N	Ratio	S/N	ISTD Resp.	Final Conc.
6-MAM	3.089	250313	599.95	67.5	590.90	71816	100.9520 ng/ml
7-aminoclonazepam	4.230	813403	54.28	74.3	31.52	37127	1047.1574 ng/ml
9-hydroxyrisperidone	4.603	510627	1192.05	4255.5	146773.72	794209	1010.7279 ng/ml
a-hydroxyalprazolam	5.651	424682	261.53	69.5	189.51	23084	933.6743 ng/ml
alpha-PHP	4.888	2417176	12858.75	257.9	58368.13	550806	723.9580 ng/ml
alpha-PVP	4.315	14903066	789071.59	50.5	3267.32	550806	1034.1652 ng/ml
Alprazolam	5.734	3452914	282.37	98.4	481.19	128156	1082.2850 ng/ml
Amphetamine	2.999	10356846	230493.31	45.6	140386.57	322366	495.8196 ng/ml
Benzoylcegonine	3.835	508255	39814.70	37.3	778.95	18928	969.4292 ng/ml
Bromazolam	5.766	1050021	824.81	121.0	172638.32	51421	948.6533 ng/ml
Buprenorphine	5.826	472383	297267.05	14.9	42421.70	150283	105.3838 ng/ml
Bupropion	4.738	16782699	420412.39	66.4	2006.14	481039	956.4447 ng/ml
Carisoprodol	5.689	1791568	28316.11	59.0	2006.14	59880	1150.3833 ng/ml
Citalopram	5.166	7728564	97785.05	33.1	131781.60	297514	1061.7487 ng/ml
Clonazepam	5.563	1304436	20647.66	35.7	37136.48	29155	721.1415 ng/ml
Clonazolam	5.527	808449	139098.96	38.7	281382.66	29155	524.2575 ng/ml
Cocaine	4.216	6706860	∞	55.7	545427.58	559318	1018.2228 ng/ml
Codeine	2.535	567214	203.43	97.8	17118.90	39991	860.7586 ng/ml
Cyclobenzaprine	5.586	7284532	39772.62	6.8	33897.74	298359	1066.5977 ng/ml
Dextromethorphan	5.223	4121427	20675.32	76.9	42183.32	194661	1022.1292 ng/ml
Dextrorphan	4.068	3480229	1287.36	213.5	3064.21	392864	1026.3568 ng/ml
Diazepam	5.906	3175572	1345.04	88.3	1176.48	139447	1050.6108 ng/ml
Dihydrocodeine	2.507	2278521	34041.73	61.8	24041.50	230758	667.2649 ng/ml
Diphenhydramine	5.251	23586719	118613.16	32.3	∞	1113870	997.8853 ng/ml
Doxylamine	4.493	29656848	382625.13	93.9	675639.59	1368102	936.4524 ng/ml
Duloxetine	5.606	287092	3588.51	13.8	526.39	15840	1014.0718 ng/ml
EDDP	5.215	10407228	853.61	40.3	815.84	494420	1025.2872 ng/ml
Etizolam	5.773	2371164	5507.35	25.4	8698.94	29155	1571.4821 ng/ml
Fentanyl	5.055	1649928	1671718.14	73.6	65386.73	804402	107.2080 ng/ml
Fluorofentanyl	5.110	2666503	∞	41.5	11130.33	4945	92.0551 ng/ml
Fluoxetine	5.673	4073565	87199.79	7.4	306.42	152367	988.6346 ng/ml

# AM #28 Multi-Drug Quant. Results



Name	RT	Resp.	S/N	Ratio	S/N	ISTD Resp.	Final Conc.
Hydrocodone	2.968	3725370	∞	42.2	∞	256020	821.3178 ng/ml
Hydromorphone	1.575	3483385	8860663.90	76.4	8823964.74	112706	995.3579 ng/ml
Hydroxyzine	5.670	8279941	171431.02	81.0	282334.17	194661	1179.4223 ng/ml
Ketamine	3.994	4986908	131881.52	34.2	17105.84	351019	650.1197 ng/ml
Lamotrigine	4.239	322314	3917.31	89.3	50.95	742933	559.0363 ng/ml
Lorazepam	5.706	633145	834.80	54.5	5309.65	48162	1107.9943 ng/ml
MDA	3.133	5143368	267.47	30.9	1083.54	245567	828.3084 ng/ml
MDMA	3.241	7981722	768.58	94.5	129728.58	86298	1015.2037 ng/ml
Meprobamate	4.854	1113547	9070.37	30.6	2136.37	120574	488.7681 ng/ml
Methadone	5.618	16865873	1655.22	50.6	20155.66	608656	1026.0818 ng/ml
Methamphetamine	3.168	17856253	49598.15	37.0	54879.42	961459	717.9049 ng/ml
Metoprolol	4.272	1738899	3766240.44	104.4	2387.15	991831	708.1676 ng/ml
Mirtazapine	4.580	15750986	238.31	48.0	1293.49	550806	935.3787 ng/ml
Mitragynine	5.191	2873830	79843.00	35.7	6338.47	608656	878.4361 ng/ml
Morphine	1.227	608567	2047.94	26.5	2629.76	11500	904.5282 ng/ml
Norbuprenorphine	4.944	50020	46579.34	103.5	255.04	25954	100.4512 ng/ml
Nordiazepam	5.853	1668699	∞	59.2	52302.28	58406	978.2587 ng/ml
Norfentanyl	4.035	651700	13787.41	38.9	2796.97	205668	129.7124 ng/ml
Norhydrocodone	3.016	987549	229.95	40.7	173.57	39833	1287.7346 ng/ml
Noroxycodone	2.859	2092284	∞	50.3	575.31	74078	986.3429 ng/ml
O-desmethyl-tramadol	3.321	23540307	239338.30	5.8	67217.53	1301724	1020.4430 ng/ml
o-desmethylvenlafaxine	4.013	7913918	55724.51	25.5	450.19	9018	1037.9511 ng/ml
Olanzapine	4.421	5868637	28774.25	61.7	66412.95	174289	848.0663 ng/ml
Oxazepam	5.708	827502	20090.02	71.8	6949.72	48162	939.5727 ng/ml
Oxycodone	2.784	8007422	2768.49	29.7	3038.63	328828	971.0122 ng/ml
Oxymorphone	1.372	2102339	214.83	47.2	∞	80395	958.6903 ng/ml
Phentermine	3.724	3559768	∞	6.9	3162.75	629092	663.7327 ng/ml
Promethazine	5.503	14678937	14940.37	30.5	740.83	678478	1057.1228 ng/ml
Pseudoephedrine	2.545	19762163	178258.23	16.0	35734.47	742933	1096.0739 ng/ml
Quetiapine	5.526	10104299	129615.34	60.1	134563.40	150289	955.5064 ng/ml
Sertraline	5.742	1059586	333.13	94.4	14537.60	45887	1022.7306 ng/ml
Temazepam	5.790	1905862	368.01	28.1	119.50	86702	957.0309 ng/ml
Tramadol	4.191	15867044	187.10	3.7	196.11	991831	851.2389 ng/ml
Trazodone	5.123	15843722	174098.97	74.3	217678.04	824886	644.2678 ng/ml
Venlafaxine	4.989	20899172	∞	32.4	∞	953887	1056.6158 ng/ml
Xylazine	4.028	7237800	148784.21	50.4	31257.69	330102	1005.8804 ng/ml
Zolpidem	4.887	18706284	218643.12	25.2	455588.97	923688	860.3237 ng/ml