
























Worklist: 6762

<u>LAB CASE</u>	<u>ITEM</u>	<u>ITEM TYPE</u>	<u>DESCRIPTION</u>	
M2024-1021	1	BCK	AM 28 Blood Multi-Drug Quant Panel 1 by LC-QQQ	
M2024-1116	1	BCK	AM 28 Blood Multi-Drug Quant Panel 1 by LC-QQQ	
M2024-1127	1	COBCK	AM 28 Blood Multi-Drug Quant Panel 1 by LC-QQQ	
M2024-1204	2	BCK	AM 28 Blood Multi-Drug Quant Panel 1 by LC-QQQ	
M2024-1205	2	BCK	AM 28 Blood Multi-Drug Quant Panel 1 by LC-QQQ	
M2024-1281	2	BCK	AM 28 Blood Multi-Drug Quant Panel 1 by LC-QQQ	
P2024-0707	1	BCK	AM 28 Blood Multi-Drug Quant Panel 1 by LC-QQQ	
P2024-0788	1	BCK	AM 28 Blood Multi-Drug Quant Panel 1 by LC-QQQ	
P2024-0887	1	BCK	AM 28 Blood Multi-Drug Quant Panel 1 by LC-QQQ	
P2024-0893	1	BCK	AM 28 Blood Multi-Drug Quant Panel 1 by LC-QQQ	
P2024-0895	1	BCK	AM 28 Blood Multi-Drug Quant Panel 1 by LC-QQQ	
P2024-0899	1	BCK	AM 28 Blood Multi-Drug Quant Panel 1 by LC-QQQ	
P2024-0902	1	BCK	AM 28 Blood Multi-Drug Quant Panel 1 by LC-QQQ	
P2024-0904	2	BCK	AM 28 Blood Multi-Drug Quant Panel 1 by LC-QQQ	
P2024-0910	1	BCK	AM 28 Blood Multi-Drug Quant Panel 1 by LC-QQQ	
P2024-0919	1	BCK	AM 28 Blood Multi-Drug Quant Panel 1 by LC-QQQ	
P2024-0920	1	BCK	AM 28 Blood Multi-Drug Quant Panel 1 by LC-QQQ	
P2024-0925	1	BCK	AM 28 Blood Multi-Drug Quant Panel 1 by LC-QQQ	
P2024-0935	1	BCK	AM 28 Blood Multi-Drug Quant Panel 1 by LC-QQQ	
P2024-0936	1	BCK	AM 28 Blood Multi-Drug Quant Panel 1 by LC-QQQ	
P2024-1014	1	BCK	AM 28 Blood Multi-Drug Quant Panel 1 by LC-QQQ	



AM# 28: Multi-Drug Quantitation by LC-MS/MS

Extraction Date: 04/10/2024

Plate lot#: 231215

Mobile phase A: 5mM Amm Form + 0.01% FA
Instant Buffer I

Blank Blood Lot: Lampire 23A52595

LCMS-QQQ ID: 069901

Analyst: Celena Shrum

Plate Retest Date: 06/15/2024

Mobile phase B: 0.01% Formic Acid in MeOH
Ethyl Acetate LC Methanol

Column: Agilent 120 EC-C18 (2.1x 100-2.7um)

Pre-Analytic:

- 1. Check levels of mobile phases and needle wash refill as needed. Ensure waste is not full.
- 2. Ensure correct column is installed and begin mobile phase flow allow to equilibrate ~ 30 minutes.

Analytic:

- 1. Remove standards, plate, controls, and samples from cold storage. Allow to reach room temperature.
- 2. Using a calibrated pipette, pipette **250µL blood** into the appropriate wells of the analytical (standards) plate.
Pipette ID: 16
- 3. Pipette **250µL of 0.5 M ammonium hydroxide** in wells of analytical plate.
- 4. Place on shaking incubator at ambient temp., 900rpm for 15 minutes.
- 5. Transfer **300L of blood+base** mixture to corresponding wells of SLE+ plate.
- 6. Apply positive pressure for approx. 10-15 seconds (or until no liquid remains on top of sorbent).
(Load at 85-100 PSI- Selector to the right). Manifold ID: 067104
- 7. Wait 5 minutes.
- 8. Add **900uL ethyl acetate**.
- 9. Wait 5 minutes.
- 10. Apply positive pressure for approx. 15 seconds. *(10-15 PSI- Selector to the left)*.
- 11. Add **900uL ethyl acetate**.
- 12. Wait 5 minutes.
- 13. Apply positive pressure for approx. 15 seconds. *(10-15 PSI- Selector to the left)*.
- 14. Remove plate containing eluate.
- 15. Add 50µl of 1% HCl in MeOH to all wells in the run and place ACT cover on top of plate prior to drying.
- 16. Place on SPE Dry and evaporate to dryness at approx. 35°C.
- 17. Reconstitute in **100µL 20% LC MeOH** and heat seal plate with foil. Place in autosampler and run worklist.

Post-Analytic

- 1. Create batch and process data.
- 2. Make necessary changes to integration limits
- 3. Integration linear and R² values ≥0.98 for each analyte.
- 4. For unknown samples and controls: response ratio within 20% of average of controls and standards, RT within +/- 5% (tramadol RT +/-2%), S/N for primary transition >10 and secondary transitions >5.
- 5. Did all QCs pass for each analyte? Yes, see comments Add Control data to QC tracking spreadsheet.
- 6. Central File Packet to include: LIMS Worklist, Method Checklist, Calibration and Control Reports.

Comments: P2024-0920-1 reinjected due to low ISTD responses

Compounds Evaluated:

7-aminoclonazepam

9-hydroxyrisperidone

Alprazolam

Amphetamine 5-250 --calibrators 7 and 8 dropped due to accuracy

	1	2	3	4	5	6	7	8	9	10	11	12
A	IS + Cal. 1	IS + QC_1	M2024-1127-1	P2024-0895-1	P2024-0935-1							
B	IS + Cal. 2	IS + QC_2	M2024-1204-2	P2024-0899-1	P2024-0936-1							
C	IS + Cal. 3	IS + QC_3	M2024-1205-2	P2024-0902-1	P2024-1014-1							
D	IS + Cal. 4	IS + QC_4	M2024-1281-2	P2024-0904-2								
E	IS + Cal. 5	IS + QC_2	P2024-0707-1	P2024-0910-1								
F	IS + Cal. 6	Blood NEG	P2024-0788-1	P2024-0919-1								
G	IS + Cal. 7	M2024-1021-1	P2024-0887-1	P2024-0920-1								
H	IS + Cal. 8	M2024-1116-1	P2024-0893-1	P2024-0925-1								



CS

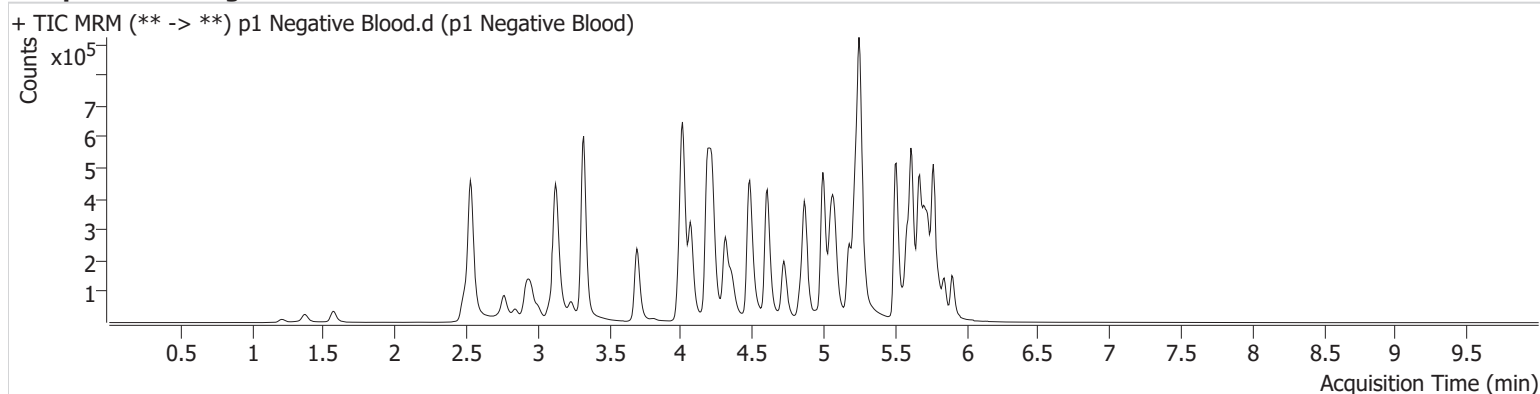
AM #28 Multi-Drug Quant. Results



Batch results D:\MassHunter\Data\2024\AM 27 28\041024 AM 27 28 CS\QuantResults\AM 28 Cases.batch.bin
Calibration Last Update 4/11/2024 11:31:36 AM

Instrument	Falco (069901)	Data File	p1 Negative Blood.d
Type	Sample	Sample	p1 Negative Blood
Acq. Method	AM 28 MDQ P1.m	Operator	Celena Shrum
Sample Position	P2-F2	Comment	Only drugs and concentrations listed on the laboratory report itself are appropriate to be used for interpretation purposes. Any drugs or values included in the notes but not included on the report are used by laboratory personnel to make determinations/reach conclusions within the confines of the methods.
Injection Volume	2		
Acq. Date-Time	4/11/2024 2:35:57 AM		
Sample Info.			

Sample Chromatogram



AM #28 Multi-Drug Quant. Results



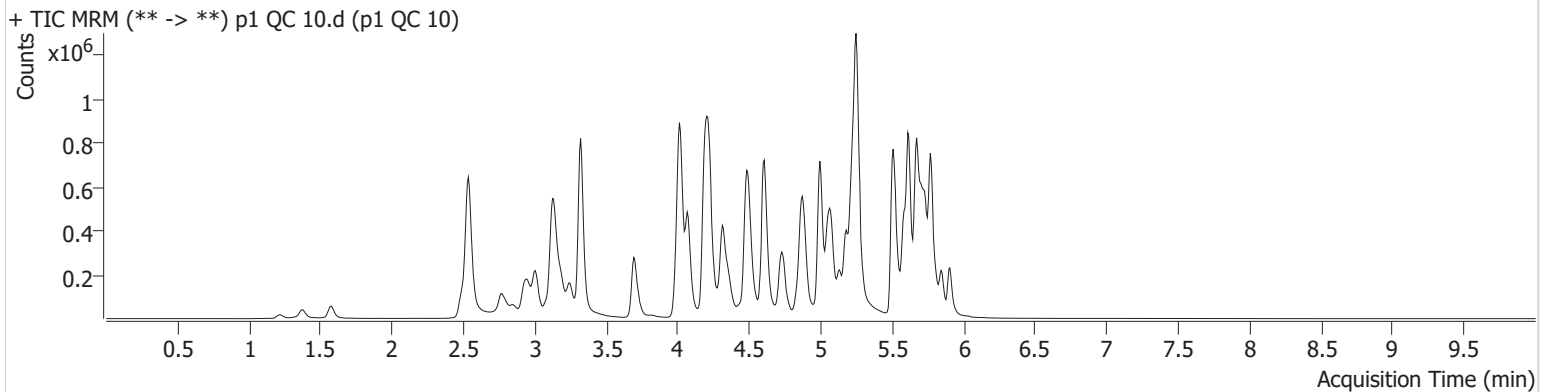
Batch results D:\MassHunter\Data\2024\AM 27 28\041024 AM 27 28 CS\QuantResults\AM 28 Cases.batch.bin
Calibration Last Update 4/11/2024 11:31:36 AM

Instrument Falco (069901)
Type QC
Acq. Method AM 28 MDQ P1.m
Sample Position P2-A2
Injection Volume 2
Acq. Date-Time 4/11/2024 1:32:11 AM
Sample Info.

Data File p1 QC 10.d
Sample p1 QC 10
Operator Celena Shrum

Only drugs and concentrations listed on the laboratory report itself are appropriate to be used for interpretation purposes. Any drugs or values included in the notes but not included on the report are used by laboratory personnel to make determinations/reach conclusions within the confines of the methods.

Sample Chromatogram



Name	RT	Resp.	S/N	Ratio	S/N	ISTD Resp.	Final Conc.
7-aminoclonazepam	4.223	61696	733.14	73.4	345.63	311552	9.9796 ng/ml
9-hydroxyrisperidone	4.610	8072	5225.18	3772.8	250.19	1364041	10.0296 ng/ml
Alprazolam	5.734	92499	705.73	113.4	326.44	438938	9.2671 ng/ml
Amphetamine	3.006	308209	4529.20	48.7	4378.92	462911	10.0170 ng/ml
Benzoylcegonine	3.842	3705	1292.95	36.2	142.86	13161	10.0322 ng/ml
Bupropion	4.744	195645	2389.49	68.2	203.44	604784	9.1418 ng/ml
Clonazepam	5.570	91800	427.37	36.6	9178.25	136976	10.4484 ng/ml
Cocaine	4.223	127743	406.89	55.6	685.13	1107461	10.2359 ng/ml
Dextromethorphan	5.236	93864	290.89	82.0	180.09	505286	9.1839 ng/ml
Diphenhydramine	5.257	371993	7053.67	30.8	562.69	2352126	8.0212 ng/ml
Duloxetine	5.612	15530	1566.22	14.4	85.18	96342	9.0722 ng/ml
EDDP	5.222	168713	1635.11	40.5	441.56	915385	9.2377 ng/ml
Fentanyl	5.062	16162	151.06	74.1	95.34	854704	0.9991 ng/ml
Fluorofentanyl	5.123	38184	263.57	40.0	677.11	6532	1.0035 ng/ml
Fluoxetine	5.673	168782	1845.31	7.4	72.40	645906	9.7748 ng/ml
Hydrocodone	2.982	56560	286.48	33.0	107.70	313202	9.6535 ng/ml
Hydroxyzine	5.670	171777	3900.06	75.0	697.41	505286	9.6110 ng/ml
Ketamine	4.007	125262	279.47	36.5	105.62	546390	9.7423 ng/ml
Lorazepam	5.706	72062	1186.65	48.2	209.97	543087	10.7555 ng/ml
Methadone	5.618	274246	518.96	49.1	2074.90	1156519	9.4974 ng/ml
Methamphetamine	3.189	278467	4067.09	38.8	1093.07	1049874	9.7701 ng/ml
Metoprolol	4.279	36284	795.73	108.6	25415.28	1482370	9.4592 ng/ml
Mirtazapine	4.600	265972	138.69	50.2	677.50	833549	9.9813 ng/ml
Mitragynine	5.198	58638	13164.74	33.8	21324.37	1156519	8.8368 ng/ml
Norfentanyl	4.035	26414	5792.81	40.2	286.13	1263546	0.9476 ng/ml
Norhydrocodone	3.023	12153	112.44	34.4	77.74	79222	9.0926 ng/ml
Noroxycodone	2.866	35900	529.20	45.2	186.39	129739	10.0535 ng/ml
Olanzapine	4.434	63100	801.42	53.3	317.65	170755	9.7584 ng/ml
Oxycodone	2.798	91384	622.31	29.7	371.35	379338	9.6698 ng/ml
Quetiapine	5.526	210397	336.98	56.6	1339.40	300175	9.8824 ng/ml
Sertraline	5.742	50583	484.65	100.1	1396.65	235009	9.8809 ng/ml

AM #28 Multi-Drug Quant. Results

CS



Name	RT	Resp.	S/N	Ratio	S/N	ISTD Resp.	Final Conc.
Trazodone	5.130	264152	14409.56	59.4	95.66	841401	10.2311 ng/ml

AM #28 Multi-Drug Quant. Results

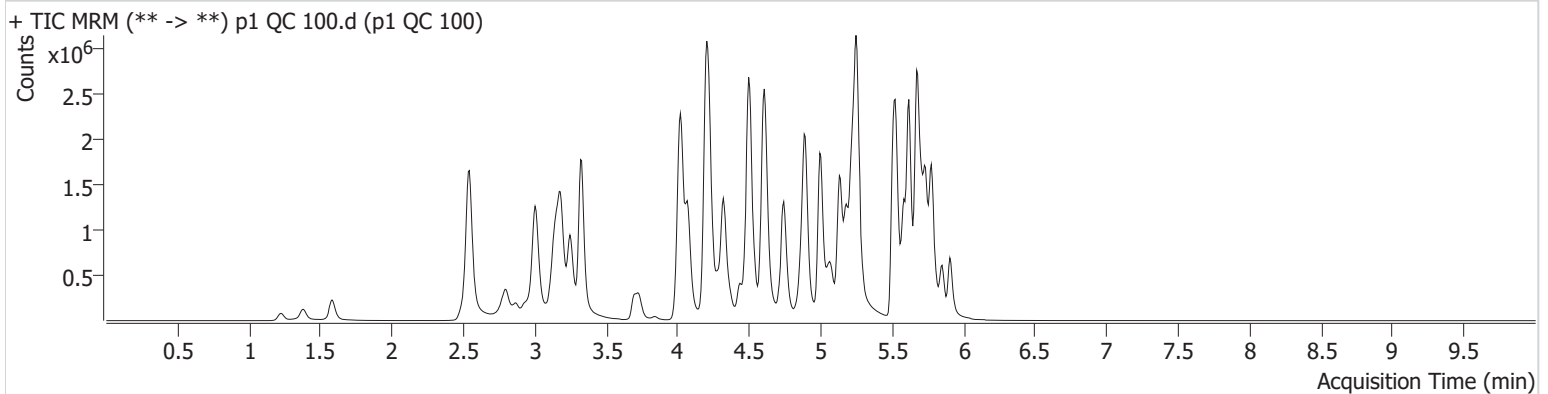


Batch results D:\MassHunter\Data\2024\AM 27 28\041024 AM 27 28 CS\QuantResults\AM 28 Cases.batch.bin
Calibration Last Update 4/11/2024 11:31:36 AM

Instrument Falco (069901) **Data File** p1 QC 100.d
Type QC **Sample** p1 QC 100
Acq. Method AM 28 MDQ P1.m **Operator** Celena Shrum
Sample Position P2-B2 **Comment**
Injection Volume 2
Acq. Date-Time 4/11/2024 10:23:40 AM
Sample Info.

Only drugs and concentrations listed on the laboratory report itself are appropriate to be used for interpretation purposes. Any drugs or values included in the notes but not included on the report are used by laboratory personnel to make determinations/reach conclusions within the confines of the methods.

Sample Chromatogram



Name	RT	Resp.	S/N	Ratio	S/N	ISTD Resp.	Final Conc.
7-aminoclonazepam	4.223	482847	1269.90	75.4	24261.88	236332	104.2899 ng/ml
9-hydroxyrisperidone	4.610	78712	1199.93	3766.2	6181.76	1275048	98.7040 ng/ml
Alprazolam	5.734	795702	845.60	111.0	8193.13	349928	96.2519 ng/ml
Amphetamine	3.006	2473634	105.84	47.8	2725.42	431307	94.4001 ng/ml
Benzoylcegonine	3.842	36699	231.20	36.8	6577.98	12892	100.3226 ng/ml
Bupropion	4.744	1898765	476.01	68.9	∞	568859	92.5740 ng/ml
Clonazepam	5.570	666601	∞	37.1	218109.78	104654	102.8023 ng/ml
Cocaine	4.223	1152217	810.12	56.2	1164.16	994976	100.9533 ng/ml
Dextromethorphan	5.230	839720	857523.66	81.3	85671.23	450005	89.6250 ng/ml
Diphenhydramine	5.258	3529658	75196.04	30.7	487.81	2086168	80.6047 ng/ml
Duloxetine	5.612	123340	3959.20	14.0	5566.44	72538	95.9567 ng/ml
EDDP	5.222	1433699	15349.24	40.7	15917.13	761789	91.4553 ng/ml
Fentanyl	5.069	145183	7679.42	77.1	513.09	806861	9.2053 ng/ml
Fluorofentanyl	5.123	354295	7914.04	40.5	31849.70	5994	9.9311 ng/ml
Fluoxetine	5.673	1237850	33208.55	7.8	407044.12	487667	93.6895 ng/ml
Hydrocodone	2.982	491465	291.23	36.8	161.48	285837	92.2782 ng/ml
Hydroxyzine	5.670	1563466	72387.64	77.1	288472.62	450005	90.7115 ng/ml
Ketamine	4.007	1096588	617.88	36.3	575.89	501594	100.1316 ng/ml
Lorazepam	5.706	356375	2958.65	53.7	491.82	327901	92.1647 ng/ml
Methadone	5.618	2543133	132175.12	48.8	1438.69	1027940	93.0827 ng/ml
Methamphetamine	3.182	2630845	15946.96	37.4	7545.84	994510	100.9768 ng/ml
Metoprolol	4.279	351203	836280.63	100.8	2912.30	1401457	99.0648 ng/ml
Mirtazapine	4.600	2444009	20558.38	49.5	398878.94	769684	99.1142 ng/ml
Mitragynine	5.198	552631	374715.63	33.8	500.50	1027940	99.3258 ng/ml
Norfentanyl	4.035	230111	982.31	38.0	1590.90	1025380	9.5547 ng/ml
Norhydrocodone	3.023	125999	364.30	38.8	151.73	72921	87.2701 ng/ml
Noroxycodone	2.866	329186	4407.71	47.5	1592.27	115053	102.1481 ng/ml
Olanzapine	4.434	650956	338.50	53.9	21289.44	162772	103.7939 ng/ml
Oxycodone	2.798	864009	1865.57	30.1	1635.70	349616	97.2660 ng/ml
Quetiapine	5.526	1877379	22842.03	58.9	71121.62	273248	97.1974 ng/ml
Sertraline	5.742	355940	2389.54	100.0	737.20	163951	98.2382 ng/ml

CS

AM #28 Multi-Drug Quant. Results



Name	RT	Resp.	S/N	Ratio	S/N	ISTD Resp.	Final Conc.
Trazodone	5.136	2357385	1098946.57	63.5	718963.92	807501	99.4638 ng/ml

AM #28 Multi-Drug Quant. Results

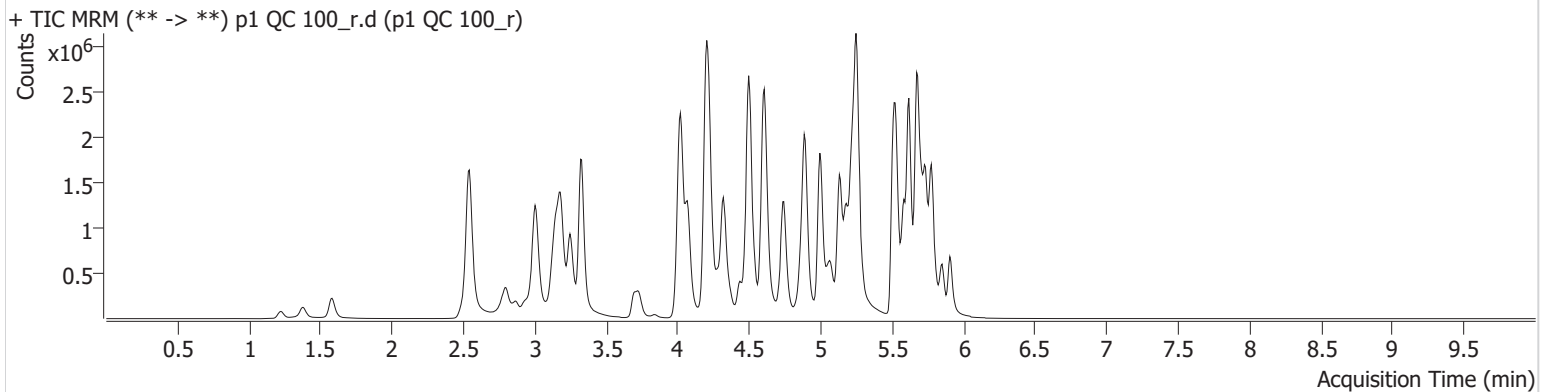


Batch results D:\MassHunter\Data\2024\AM 27 28\041024 AM 27 28 CS\QuantResults\AM 28 Cases.batch.bin
Calibration Last Update 4/11/2024 11:31:36 AM

Instrument Falco (069901) **Data File** p1 QC 100_r.d
Type QC **Sample** p1 QC 100_r
Acq. Method AM 28 MDQ P1.m **Operator** Celena Shrum
Sample Position P2-B2 **Comment**
Injection Volume 2
Acq. Date-Time 4/11/2024 11:14:25 AM
Sample Info.

Only drugs and concentrations listed on the laboratory report itself are appropriate to be used for interpretation purposes. Any drugs or values included in the notes but not included on the report are used by laboratory personnel to make determinations/reach conclusions within the confines of the methods.

Sample Chromatogram



Name	RT	Resp.	S/N	Ratio	S/N	ISTD Resp.	Final Conc.
7-aminoclonazepam	4.223	469229	10759.48	75.5	301.89	232791	102.8884 ng/ml
9-hydroxyrisperidone	4.610	76156	46657.26	3824.8	5337.64	1253737	97.1320 ng/ml
Alprazolam	5.734	796985	757.65	111.6	2028.14	349067	96.6431 ng/ml
Amphetamine	3.006	2475559	43456.80	47.9	22726.71	423063	96.3363 ng/ml
Benzoylcegonine	3.842	35640	163.10	37.2	107.70	13402	93.7240 ng/ml
Bupropion	4.744	1906406	51193.76	69.0	1094.35	573400	92.2112 ng/ml
Clonazepam	5.570	662584	6099.88	36.9	1101.27	103788	103.0364 ng/ml
Cocaine	4.223	1167763	65718.20	55.8	227.71	1009083	100.8853 ng/ml
Dextromethorphan	5.230	849921	438.21	80.1	901.11	447545	91.2073 ng/ml
Diphenhydramine	5.258	3521226	41244.61	30.2	14452.70	2109057	79.5466 ng/ml
Duloxetine	5.612	122444	11023.78	13.9	388.73	74585	92.6450 ng/ml
EDDP	5.222	1406428	8794.35	41.4	4923.18	756135	90.3902 ng/ml
Fentanyl	5.062	152110	5135.75	73.8	659378.31	788307	9.8690 ng/ml
Fluorofentanyl	5.123	353173	4641.90	40.4	3648.43	5575	10.6424 ng/ml
Fluoxetine	5.673	1247035	1501666.48	7.7	1190.80	479925	95.9040 ng/ml
Hydrocodone	2.982	488711	∞	36.7	497.13	270980	96.7940 ng/ml
Hydroxyzine	5.670	1549224	729.62	77.2	939686.66	447545	90.3821 ng/ml
Ketamine	4.007	1091140	4539.93	36.1	326.76	495913	100.7809 ng/ml
Lorazepam	5.706	345863	6927.95	54.8	607.12	320677	91.4569 ng/ml
Methadone	5.618	2542902	1885.64	49.5	1882.00	1018778	93.9056 ng/ml
Methamphetamine	3.182	2597643	1810.42	38.2	880.40	995356	99.6124 ng/ml
Metoprolol	4.279	351846	276921.10	101.5	17428.00	1403532	99.0995 ng/ml
Mirtazapine	4.593	2446069	2403.45	49.5	387756.15	767050	99.5383 ng/ml
Mitragynine	5.198	566957	1198427.11	33.5	188050.80	1018778	102.8376 ng/ml
Norfentanyl	4.035	232535	479.02	37.3	1128.99	1022183	9.6847 ng/ml
Norhydrocodone	3.023	125191	325.53	39.3	335.21	71238	88.7347 ng/ml
Noroxycodone	2.866	321651	529.68	50.0	4262.92	114129	100.6210 ng/ml
Olanzapine	4.434	646242	192.03	54.8	1239.20	163163	102.7971 ng/ml
Oxycodone	2.798	856496	1419.58	29.8	1127.70	348619	96.6973 ng/ml
Quetiapine	5.526	1864790	57369.01	59.2	80632.62	263454	100.1357 ng/ml
Sertraline	5.742	355442	932.92	96.6	45279.33	166235	96.7552 ng/ml

AM #28 Multi-Drug Quant. Results

CS



Name	RT	Resp.	S/N	Ratio	S/N	ISTD Resp.	Final Conc.
Trazodone	5.130	2365545	810241.40	63.1	131.21	802911	100.3835 ng/ml

AM #28 Multi-Drug Quant. Results

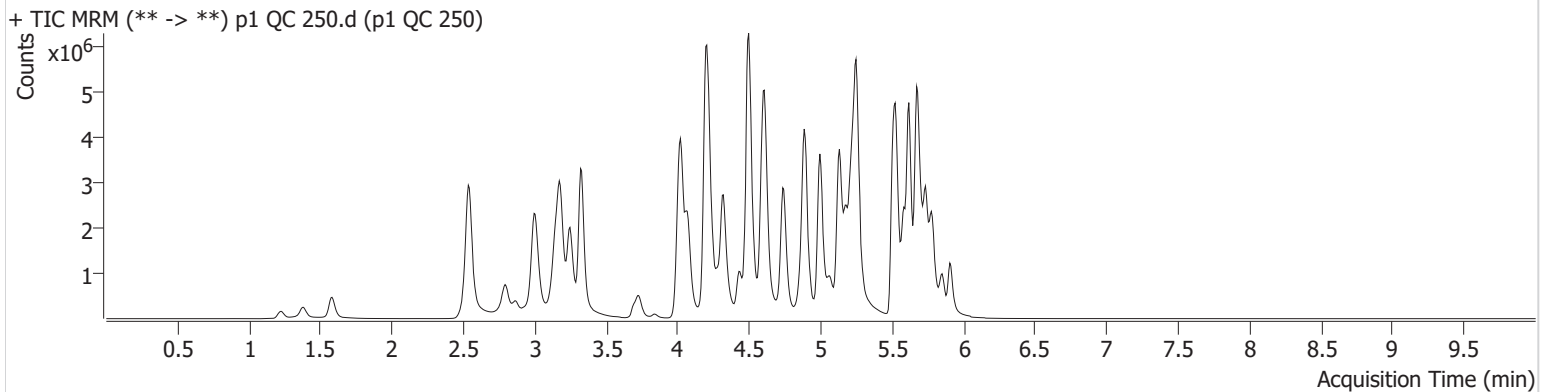


Batch results D:\MassHunter\Data\2024\AM 27 28\041024 AM 27 28 CS\QuantResults\AM 28 Cases.batch.bin
Calibration Last Update 4/11/2024 11:31:36 AM

Instrument Falco (069901) **Data File** p1 QC 250.d
Type QC **Sample** p1 QC 250
Acq. Method AM 28 MDQ P1.m **Operator** Celena Shrum
Sample Position P2-C2 **Comment**
Injection Volume 2
Acq. Date-Time 4/11/2024 1:53:27 AM
Sample Info.

Only drugs and concentrations listed on the laboratory report itself are appropriate to be used for interpretation purposes. Any drugs or values included in the notes but not included on the report are used by laboratory personnel to make determinations/reach conclusions within the confines of the methods.

Sample Chromatogram



Name	RT	Resp.	S/N	Ratio	S/N	ISTD Resp.	Final Conc.
7-aminoclonazepam	4.223	858396	471.19	72.6	81.73	171776	255.2890 ng/ml
9-hydroxyrisperidone	4.610	178010	206798.12	3958.0	5808.71	1169169	242.5168 ng/ml
Alprazolam	5.734	1564906	∞	110.1	810.14	276595	238.9170 ng/ml
Amphetamine	3.006	4948617	55630.12	46.6	156.44	408698	200.4833 ng/ml
Benzoylcegonine	3.842	91152	393.49	37.1	178.23	13923	230.5588 ng/ml
Bupropion	4.744	4528155	1507.12	68.2	962.63	548345	228.7515 ng/ml
Clonazepam	5.570	1097314	13982.34	37.6	12163.37	76314	232.5889 ng/ml
Cocaine	4.216	2591875	26901.56	56.2	694.54	900504	250.6182 ng/ml
Dextromethorphan	5.230	1854774	454.22	79.5	568.15	391916	226.8587 ng/ml
Diphenhydramine	5.251	8199920	880.60	30.1	2307.72	1879185	207.0342 ng/ml
Duloxetine	5.612	275197	5087.54	13.7	247.54	64226	241.8472 ng/ml
EDDP	5.222	3165370	28649.36	41.4	342.55	669207	229.3806 ng/ml
Fentanyl	5.062	388035	379.58	73.7	1853.64	804089	24.6286 ng/ml
Fluorofentanyl	5.116	870842	6315.59	40.7	1902.80	6198	23.5737 ng/ml
Fluoxetine	5.673	2690658	1106.02	7.8	305.72	427052	232.3402 ng/ml
Hydrocodone	2.982	1161864	∞	37.4	∞	265112	235.2742 ng/ml
Hydroxyzine	5.670	3494395	281847.69	80.7	1822458.71	391916	231.5166 ng/ml
Ketamine	4.001	2335913	923.52	35.5	434.60	470111	228.6589 ng/ml
Lorazepam	5.706	463008	21636.31	51.2	263.41	177145	222.4402 ng/ml
Methadone	5.618	5904067	55355.89	48.5	1213.33	923163	239.6160 ng/ml
Methamphetamine	3.182	6033558	53978.27	37.5	26096.37	989017	233.3798 ng/ml
Metoprolol	4.279	758963	909571.78	104.5	47677.43	1237752	242.7453 ng/ml
Mirtazapine	4.593	5553044	2932.46	48.8	68799.51	713849	242.7772 ng/ml
Mitragynine	5.198	1202006	134792.75	34.5	280881.84	923163	241.3928 ng/ml
Norfentanyl	4.035	451268	15564.84	38.4	2208.21	750902	25.4803 ng/ml
Norhydrocodone	3.023	303347	283.61	40.0	113.26	62668	241.8223 ng/ml
Noroxycodone	2.866	723144	1377.98	47.8	23552.22	102283	252.1279 ng/ml
Olanzapine	4.428	1792422	436.84	55.3	1881.39	181822	255.5848 ng/ml
Oxycodone	2.791	2085442	2725.26	29.8	1914.03	347651	235.7981 ng/ml
Quetiapine	5.526	4086319	821.43	60.6	85811.54	235309	245.7281 ng/ml
Sertraline	5.742	911548	24292.80	94.1	1018.25	159262	258.7339 ng/ml

AM #28 Multi-Drug Quant. Results

CS



Name	RT	Resp.	S/N	Ratio	S/N	ISTD Resp.	Final Conc.
Trazodone	5.130	5470889	167800.25	67.8	92334.20	827518	225.9057 ng/ml

AM #28 Multi-Drug Quant. Results

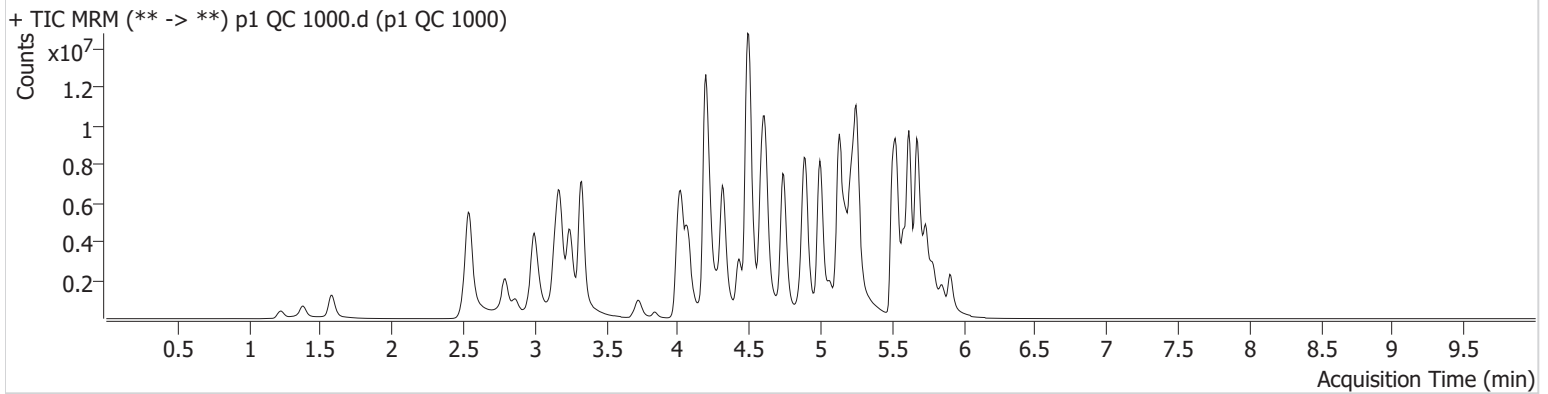


Batch results D:\MassHunter\Data\2024\AM 27 28\041024 AM 27 28 CS\QuantResults\AM 28 Cases.batch.bin
Calibration Last Update 4/11/2024 11:31:36 AM

Instrument Falco (069901) **Data File** p1 QC 1000.d
Type QC **Sample** p1 QC 1000
Acq. Method AM 28 MDQ P1.m **Operator** Celena Shrum
Sample Position P2-D2 **Comment**
Injection Volume 2
Acq. Date-Time 4/11/2024 2:14:42 AM
Sample Info.

Only drugs and concentrations listed on the laboratory report itself are appropriate to be used for interpretation purposes. Any drugs or values included in the notes but not included on the report are used by laboratory personnel to make determinations/reach conclusions within the confines of the methods.

Sample Chromatogram



Name	RT	Resp.	S/N	Ratio	S/N	ISTD Resp.	Final Conc.
7-aminoclonazepam	4.230	924184	48.11	73.6	39.30	55608	849.3717 ng/ml
9-hydroxyrisperidone	4.610	448685	844.08	4189.9	798156.76	711345	1002.7271 ng/ml
Alprazolam	5.734	3190317	137.02	105.3	132.72	143812	935.6698 ng/ml
Amphetamine	2.999	9805281	113109.74	46.6	123709.38	301483	540.3062 ng/ml
Benzoyllecgonine	3.842	334903	3073.78	37.3	3231.66	12067	977.0285 ng/ml
Bupropion	4.738	13336013	2641.06	67.7	45447.19	422015	874.8440 ng/ml
Clonazepam	5.563	1478165	11179.34	37.0	28065.98	31704	755.0845 ng/ml
Cocaine	4.216	6086944	1480.68	55.4	104145.89	538812	983.0768 ng/ml
Dextromethorphan	5.230	3781767	6024.48	79.5	56232.93	195055	928.4869 ng/ml
Diphenhydramine	5.257	19727503	151994.54	31.2	∞	1094150	853.7740 ng/ml
Duloxetine	5.606	354070	13959.54	14.4	445.94	23294	858.0038 ng/ml
EDDP	5.215	9420090	5685.99	40.2	1520.17	466302	978.6508 ng/ml
Fentanyl	5.062	1324756	733973.64	73.4	40144.16	659595	102.3897 ng/ml
Fluorofentanyl	5.116	2245693	136066.72	42.0	40330.01	4318	87.1866 ng/ml
Fluoxetine	5.673	4489560	49313.00	7.5	202707.09	182623	906.1379 ng/ml
Hydrocodone	2.975	3207895	∞	42.5	1820.38	210181	819.4654 ng/ml
Hydroxyzine	5.670	8384470	343482.99	78.2	314039.05	195055	1113.0376 ng/ml
Ketamine	3.994	4669910	233526.32	34.8	2985.90	309271	696.5915 ng/ml
Lorazepam	5.706	630382	23998.61	51.9	128.50	49183	1092.9978 ng/ml
Methadone	5.618	15494079	53435.51	48.3	1586.49	564873	1025.5868 ng/ml
Methamphetamine	3.175	16039714	94994.15	35.9	30913.01	818143	750.8718 ng/ml
Metoprolol	4.279	1652077	698230.28	102.9	4179.76	882403	741.6789 ng/ml
Mirtazapine	4.587	14201117	490561.40	46.4	110707.13	499464	887.3001 ng/ml
Mitragynine	5.191	2849937	109470.46	35.9	1382.73	564873	937.0480 ng/ml
Norfentanyl	4.042	709540	22634.35	38.9	12762.07	239247	125.4930 ng/ml
Norhydrocodone	3.023	864913	∞	40.6	169.56	39918	1077.3325 ng/ml
Noroxycodone	2.866	1939063	∞	49.1	494.49	72492	953.3536 ng/ml
Olanzapine	4.428	5538178	1690.64	57.5	1244.93	160304	895.2424 ng/ml
Oxycodone	2.791	6537520	6299.67	29.8	2862.13	277628	925.0139 ng/ml
Quetiapine	5.526	9280904	1308077.13	61.2	55563.26	137595	954.5434 ng/ml
Sertraline	5.742	1514046	325.68	85.9	35677.25	66459	1029.3798 ng/ml

AM #28 Multi-Drug Quant. Results

CS



Name	RT	Resp.	S/N	Ratio	S/N	ISTD Resp.	Final Conc.
Trazodone	5.130	14313181	229380.21	70.8	461703.14	691532	708.3565 ng/ml

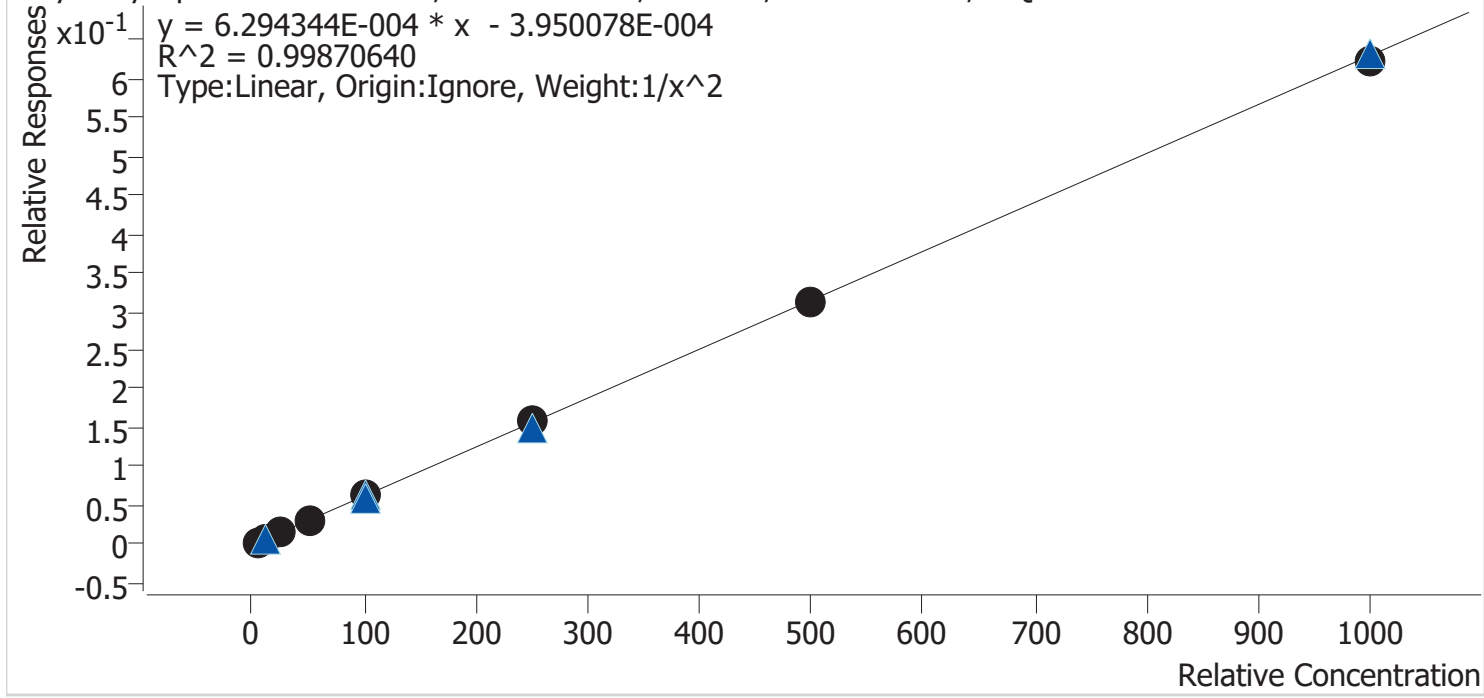


2

AM #28 Multi-Drug Quant. Calibration Curve Report

Batch results D:\MassHunter\Data\2024\AM 27 28\041024 AM 27 28 CS\QuantResults\AM 28 Cases.batch.bin
Last Cal. Update 4/11/2024 11:31 AM
Analyst Name ISP\datastor
Analyte 9-hydroxyrisperidone **Internal Standard** 9-hydroxyrisperidone-D4

9-hydroxyrisperidone - 8 Levels, 8 Levels Used, 8 Points, 8 Points Used, 5 QCs



Sample	Level	Enabled	Expected Concentration	Final Concentration	Accuracy
p1 Cal 1-5ng	1	✓	5.0	5.1	102.8
p1 Cal 2-10ng	2	✓	10.0	9.3	93.0
p1 Cal 3 -25ng	3	✓	25.0	25.7	102.9
p1 Cal 4-50ng	4	✓	50.0	50.5	101.0
p1 Cal 5-100ng	5	✓	100.0	101.0	101.0
p1 Cal 6-250ng	6	✓	250.0	250.9	100.4
p1 Cal 7-500ng	7	✓	500.0	499.4	99.9
p1 Cal 8-1000ng	8	✓	1000.0	991.5	99.1

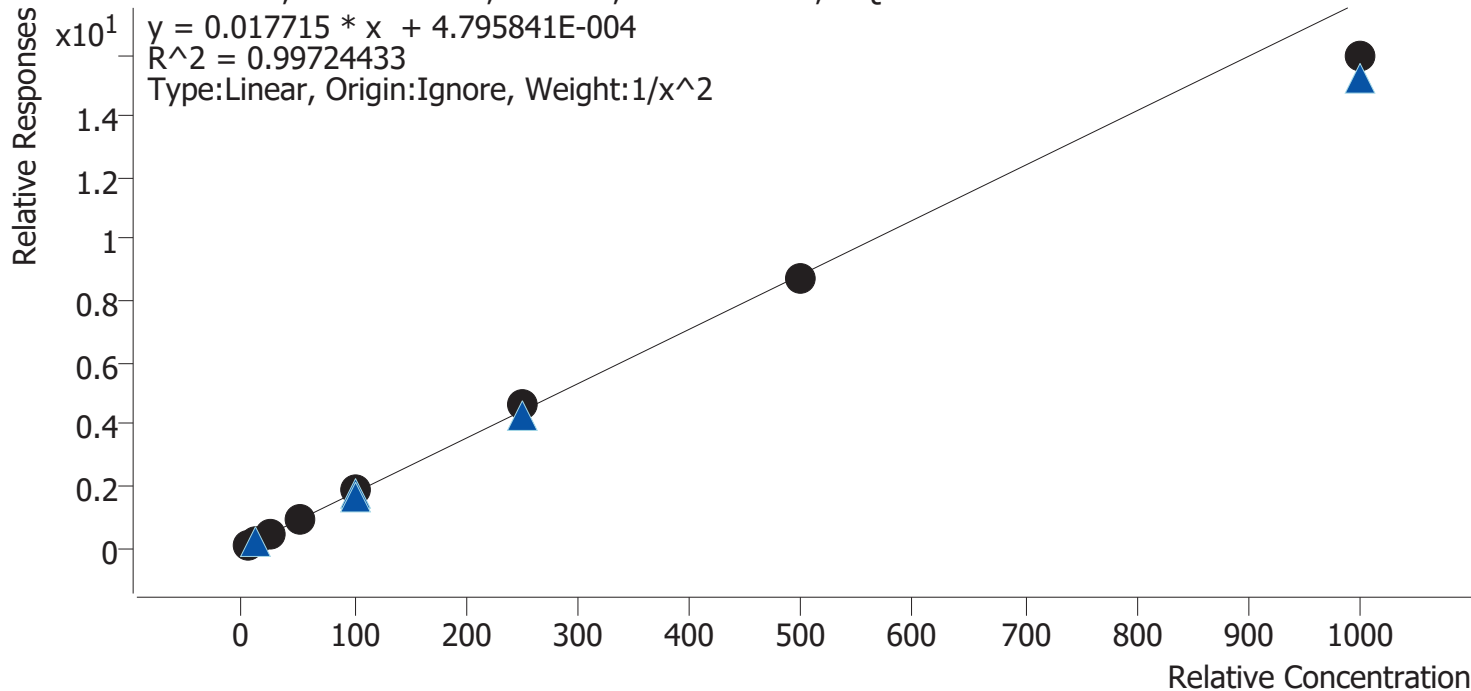
2



AM #28 Multi-Drug Quant. Calibration Curve Report

Batch results D:\MassHunter\Data\2024\AM 27 28\041024 AM 27 28 CS\QuantResults\AM 28 Cases.batch.bin
Last Cal. Update 4/11/2024 11:31 AM
Analyst Name ISP\datastor
Analyte Duloxetine **Internal Standard** Duloxetine-D3

Duloxetine - 8 Levels, 8 Levels Used, 8 Points, 8 Points Used, 5 QCs



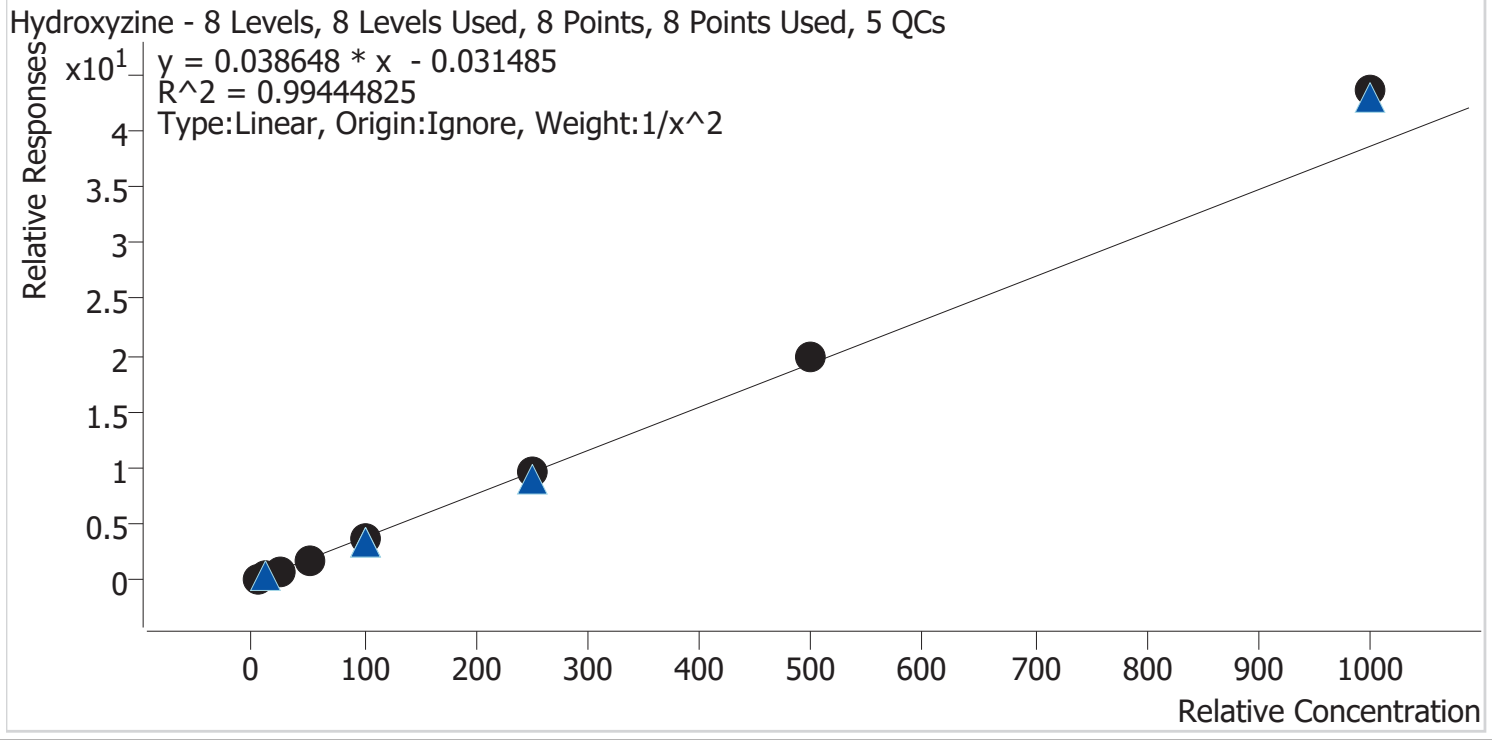
Sample	Level	Enabled	Expected Concentration	Final Concentration	Accuracy
p1 Cal 1-5ng	1	✓	5.0	5.0	99.5
p1 Cal 2-10ng	2	✓	10.0	9.9	99.0
p1 Cal 3 -25ng	3	✓	25.0	25.8	103.3
p1 Cal 4-50ng	4	✓	50.0	51.0	102.1
p1 Cal 5-100ng	5	✓	100.0	103.1	103.1
p1 Cal 6-250ng	6	✓	250.0	260.4	104.2
p1 Cal 7-500ng	7	✓	500.0	494.7	98.9
p1 Cal 8-1000ng	8	✓	1000.0	899.6	90.0

CS



AM #28 Multi-Drug Quant. Calibration Curve Report

Batch results D:\MassHunter\Data\2024\AM 27 28\041024 AM 27 28 CS\QuantResults\AM 28 Cases.batch.bin
Last Cal. Update 4/11/2024 11:31 AM
Analyst Name ISP\datastor
Analyte Hydroxyzine **Internal Standard** Dextromethorphan-D3



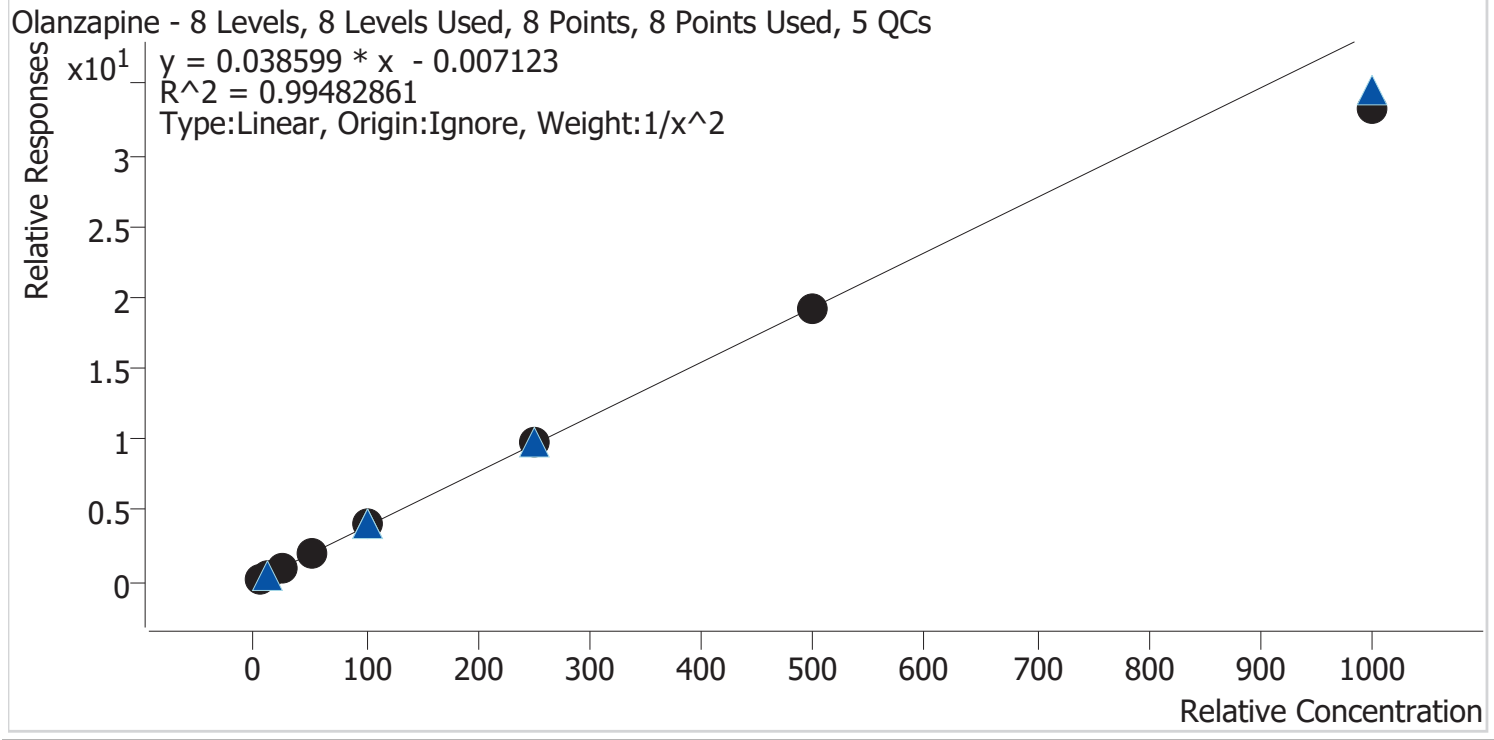
Sample	Level	Enabled	Expected Concentration	Final Concentration	Accuracy
p1 Cal 1-5ng	1	✓	5.0	5.2	103.3
p1 Cal 2-10ng	2	✓	10.0	9.6	96.4
p1 Cal 3 -25ng	3	✓	25.0	24.2	96.7
p1 Cal 4-50ng	4	✓	50.0	46.7	93.4
p1 Cal 5-100ng	5	✓	100.0	93.9	93.9
p1 Cal 6-250ng	6	✓	250.0	249.0	99.6
p1 Cal 7-500ng	7	✓	500.0	519.2	103.8
p1 Cal 8-1000ng	8	✓	1000.0	1128.0	112.8

CS



AM #28 Multi-Drug Quant. Calibration Curve Report

Batch results D:\MassHunter\Data\2024\AM 27 28\041024 AM 27 28 CS\QuantResults\AM 28 Cases.batch.bin
Last Cal. Update 4/11/2024 11:31 AM
Analyst Name ISP\datastor
Analyte Olanzapine **Internal Standard** Olanzapine-D8



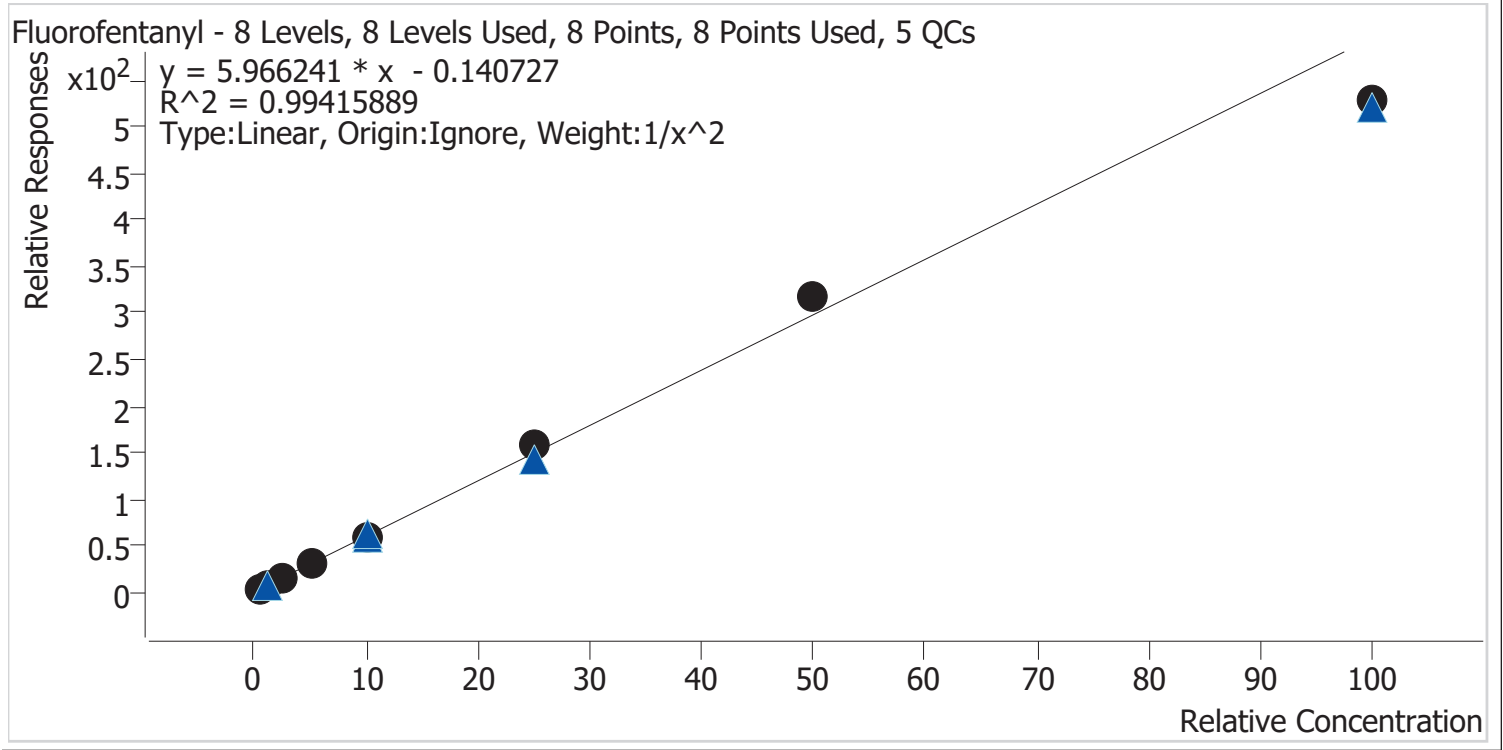
Sample	Level	Enabled	Expected Concentration	Final Concentration	Accuracy
p1 Cal 1-5ng	1	✓	5.0	5.0	99.2
p1 Cal 2-10ng	2	✓	10.0	9.9	99.3
p1 Cal 3 -25ng	3	✓	25.0	25.4	101.6
p1 Cal 4-50ng	4	✓	50.0	53.0	106.0
p1 Cal 5-100ng	5	✓	100.0	105.3	105.3
p1 Cal 6-250ng	6	✓	250.0	257.1	102.8
p1 Cal 7-500ng	7	✓	500.0	499.2	99.8
p1 Cal 8-1000ng	8	✓	1000.0	859.3	85.9



CS

AM #28 Multi-Drug Quant. Calibration Curve Report

Batch results D:\MassHunter\Data\2024\AM 27 28\041024 AM 27 28 CS\QuantResults\AM 28 Cases.batch.bin
Last Cal. Update 4/11/2024 11:31 AM
Analyst Name ISP\datastor
Analyte Fluorofentanyl **Internal Standard** Fluorofentanyl-D5



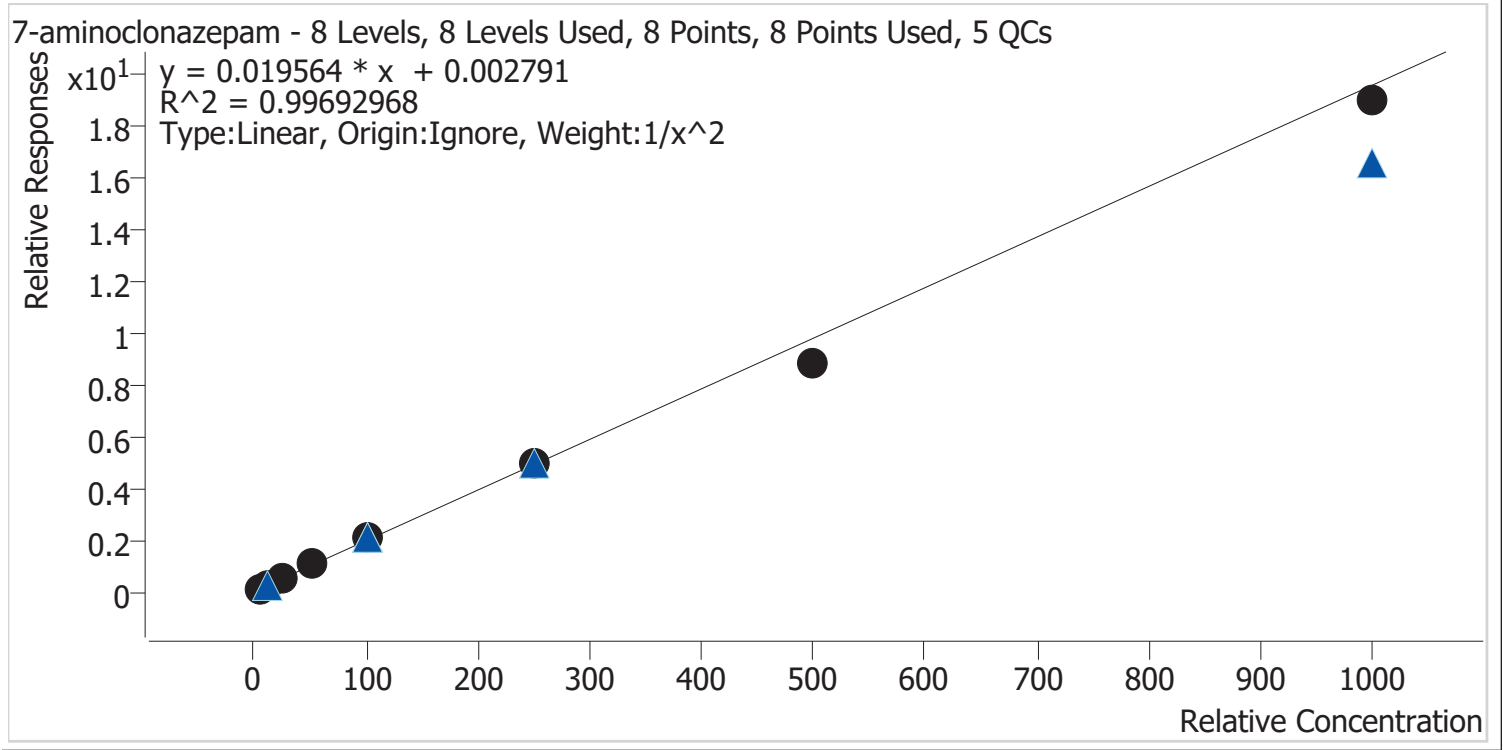
Sample	Level	Enabled	Expected Concentration	Final Concentration	Accuracy
p1 Cal 1-5ng	1	✓	0.5	0.5	102.6
p1 Cal 2-10ng	2	✓	1.0	0.9	92.5
p1 Cal 3 -25ng	3	✓	2.5	2.6	105.7
p1 Cal 4-50ng	4	✓	5.0	5.0	100.7
p1 Cal 5-100ng	5	✓	10.0	9.7	97.3
p1 Cal 6-250ng	6	✓	25.0	26.5	106.1
p1 Cal 7-500ng	7	✓	50.0	53.2	106.4
p1 Cal 8-1000ng	8	✓	100.0	88.7	88.7



2

AM #28 Multi-Drug Quant. Calibration Curve Report

Batch results D:\MassHunter\Data\2024\AM 27 28\041024 AM 27 28 CS\QuantResults\AM 28 Cases.batch.bin
Last Cal. Update 4/11/2024 11:31 AM
Analyst Name ISP\datastor
Analyte 7-aminoclonazepam **Internal Standard** 7-Aminoclonazepam-D4



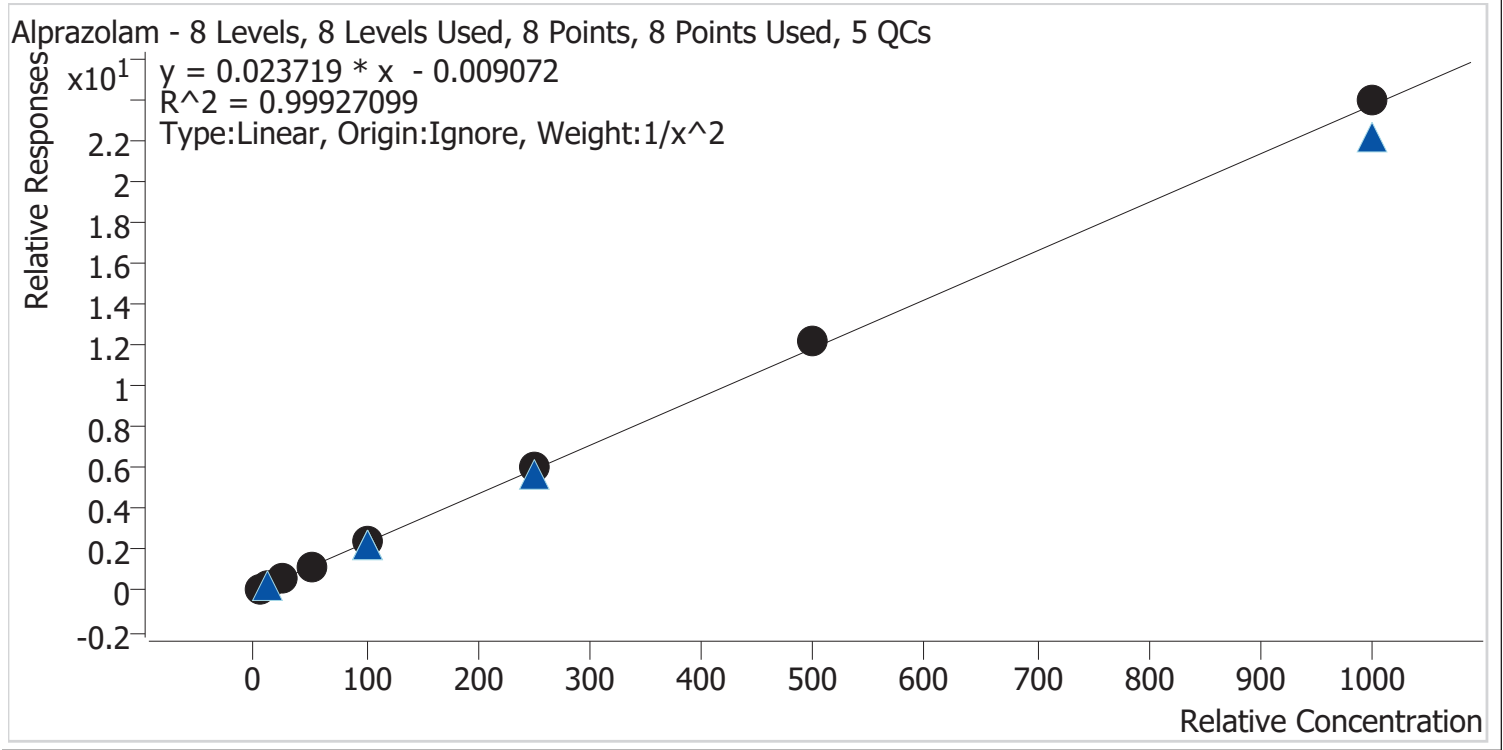
Sample	Level	Enabled	Expected Concentration	Final Concentration	Accuracy
p1 Cal 1-5ng	1	✓	5.0	4.9	97.8
p1 Cal 2-10ng	2	✓	10.0	10.2	102.1
p1 Cal 3 -25ng	3	✓	25.0	25.8	103.2
p1 Cal 4-50ng	4	✓	50.0	51.7	103.4
p1 Cal 5-100ng	5	✓	100.0	105.4	105.4
p1 Cal 6-250ng	6	✓	250.0	251.9	100.8
p1 Cal 7-500ng	7	✓	500.0	451.9	90.4
p1 Cal 8-1000ng	8	✓	1000.0	969.8	97.0



2

AM #28 Multi-Drug Quant. Calibration Curve Report

Batch results D:\MassHunter\Data\2024\AM 27 28\041024 AM 27 28 CS\QuantResults\AM 28 Cases.batch.bin
Last Cal. Update 4/11/2024 11:31 AM
Analyst Name ISP\datastor
Analyte Alprazolam **Internal Standard** Alprazolam-D5



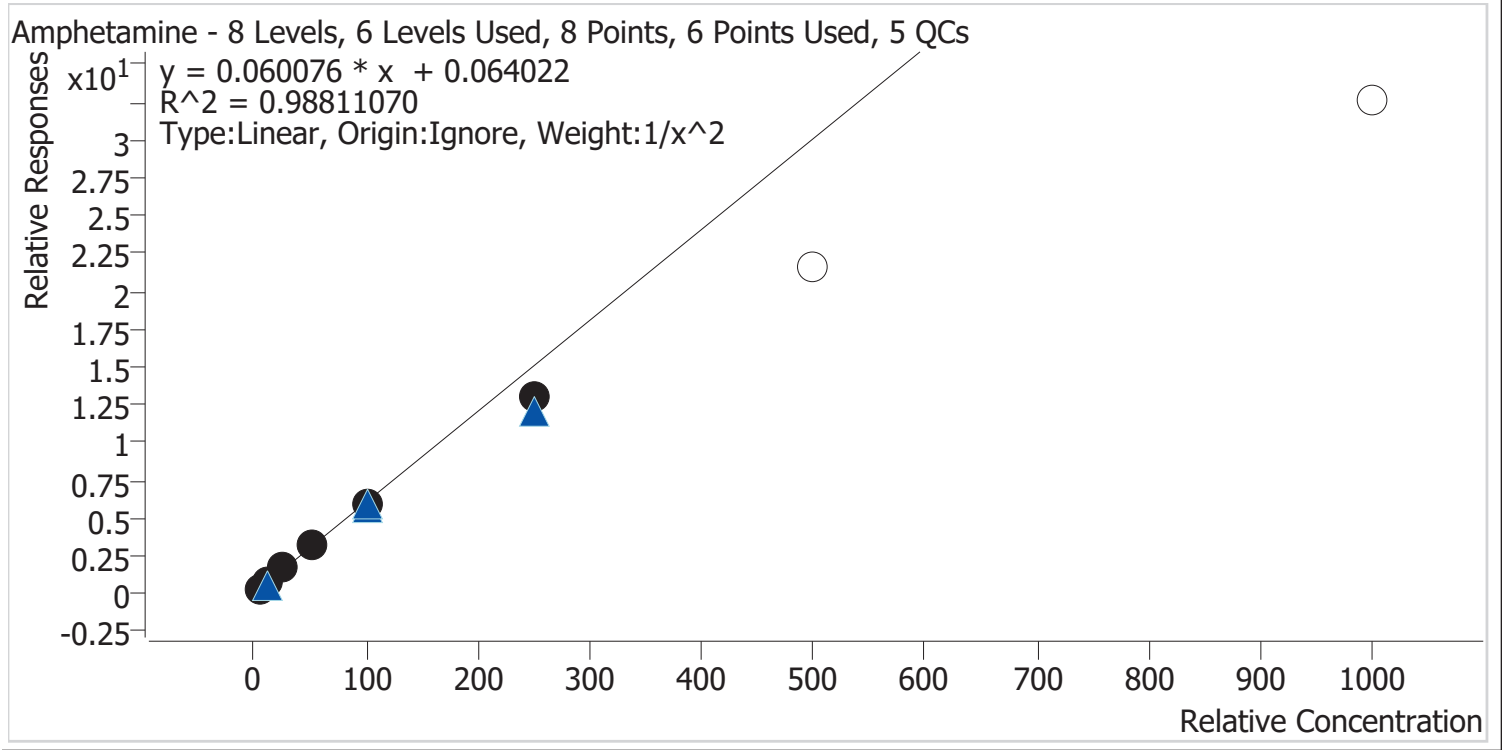
Sample	Level	Enabled	Expected Concentration	Final Concentration	Accuracy
p1 Cal 1-5ng	1	✓	5.0	5.1	102.2
p1 Cal 2-10ng	2	✓	10.0	9.7	97.3
p1 Cal 3 -25ng	3	✓	25.0	24.0	95.9
p1 Cal 4-50ng	4	✓	50.0	49.8	99.7
p1 Cal 5-100ng	5	✓	100.0	100.3	100.3
p1 Cal 6-250ng	6	✓	250.0	252.4	101.0
p1 Cal 7-500ng	7	✓	500.0	513.9	102.8
p1 Cal 8-1000ng	8	✓	1000.0	1009.6	101.0



CS

AM #28 Multi-Drug Quant. Calibration Curve Report

Batch results D:\MassHunter\Data\2024\AM 27 28\041024 AM 27 28 CS\QuantResults\AM 28 Cases.batch.bin
 Last Cal. Update 4/11/2024 11:31 AM
 Analyst Name ISP\datastor
 Analyte Amphetamine Internal Standard Amphetamine-D11



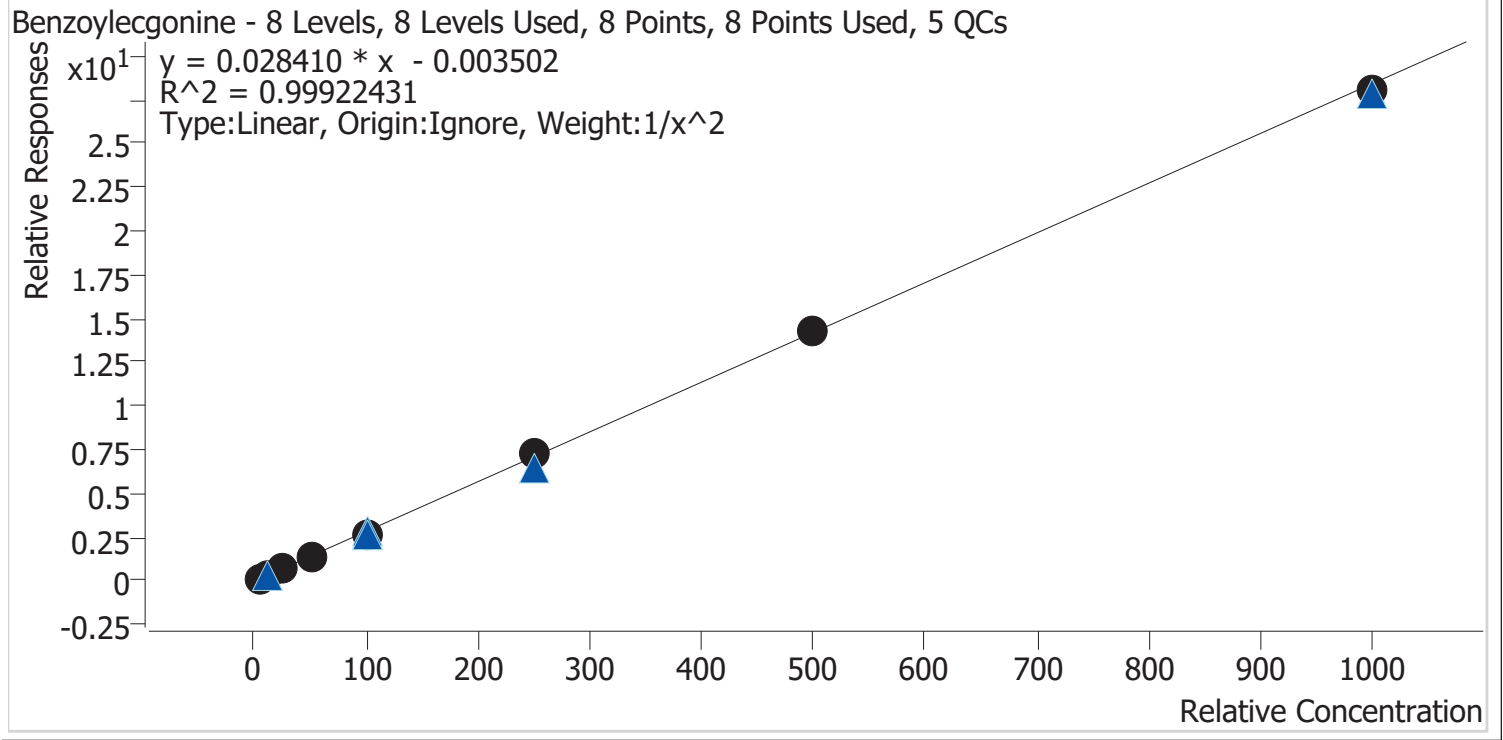
Sample	Level	Enabled	Expected Concentration	Final Concentration	Accuracy
p1 Cal 1-5ng	1	✓	5.0	4.7	94.7
p1 Cal 2-10ng	2	✓	10.0	10.7	106.8
p1 Cal 3 -25ng	3	✓	25.0	27.0	107.8
p1 Cal 4-50ng	4	✓	50.0	53.9	107.8
p1 Cal 5-100ng	5	✓	100.0	96.7	96.7
p1 Cal 6-250ng	6	✓	250.0	215.5	86.2
p1 Cal 7-500ng	7	×	500.0	359.9	72.0
p1 Cal 8-1000ng	8	×	1000.0	541.8	54.2



CS

AM #28 Multi-Drug Quant. Calibration Curve Report

Batch results D:\MassHunter\Data\2024\AM 27 28\041024 AM 27 28 CS\QuantResults\AM 28 Cases.batch.bin
Last Cal. Update 4/11/2024 11:31 AM
Analyst Name ISP\datastor
Analyte Benzoylecgonine **Internal Standard** Benzoylecgonine-d8



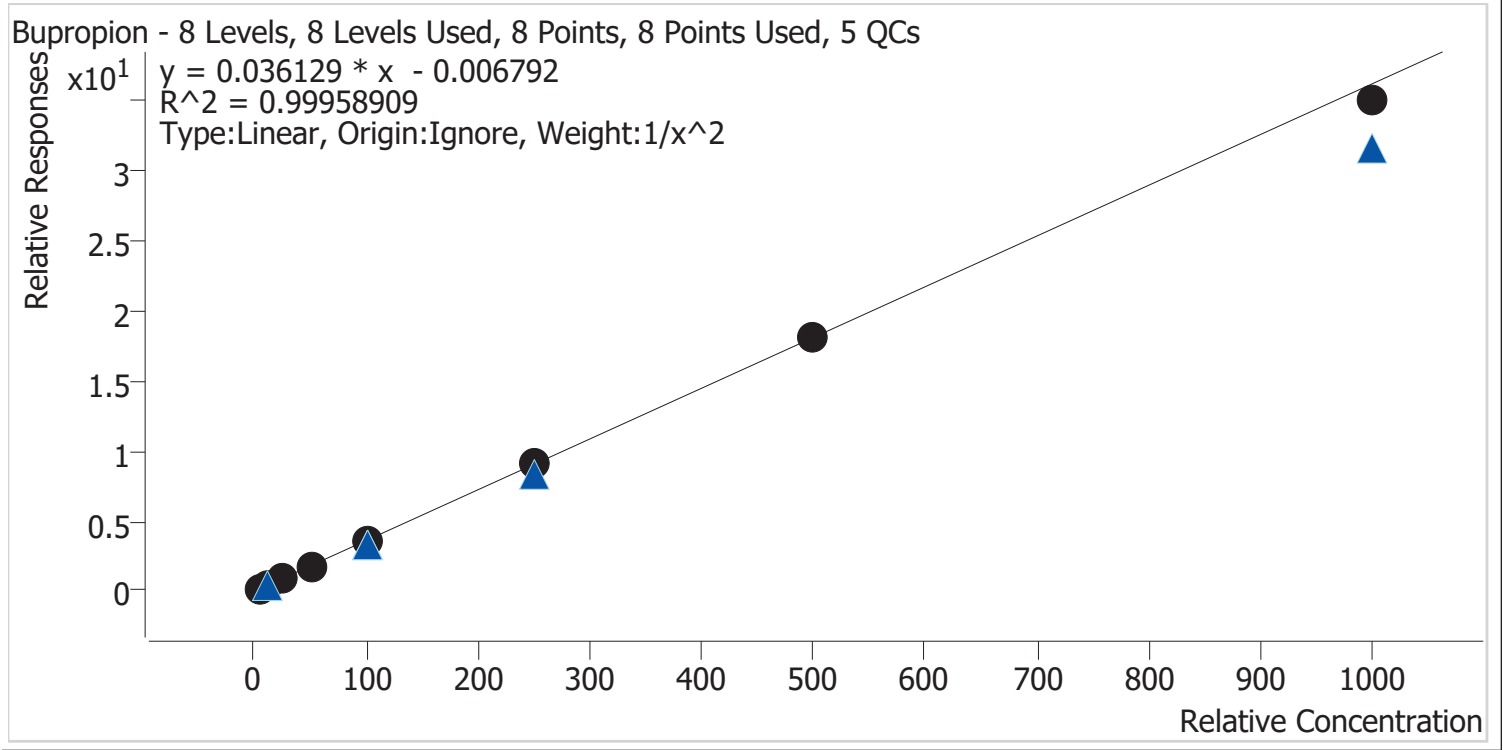
Sample	Level	Enabled	Expected Concentration	Final Concentration	Accuracy
p1 Cal 1-5ng	1	✓	5.0	4.9	98.5
p1 Cal 2-10ng	2	✓	10.0	10.2	102.1
p1 Cal 3 -25ng	3	✓	25.0	25.9	103.4
p1 Cal 4-50ng	4	✓	50.0	50.0	100.1
p1 Cal 5-100ng	5	✓	100.0	95.8	95.8
p1 Cal 6-250ng	6	✓	250.0	254.2	101.7
p1 Cal 7-500ng	7	✓	500.0	499.3	99.9
p1 Cal 8-1000ng	8	✓	1000.0	986.2	98.6



2

AM #28 Multi-Drug Quant. Calibration Curve Report

Batch results D:\MassHunter\Data\2024\AM 27 28\041024 AM 27 28 CS\QuantResults\AM 28 Cases.batch.bin
Last Cal. Update 4/11/2024 11:31 AM
Analyst Name ISP\datastor
Analyte Bupropion **Internal Standard** Bupropion-D9



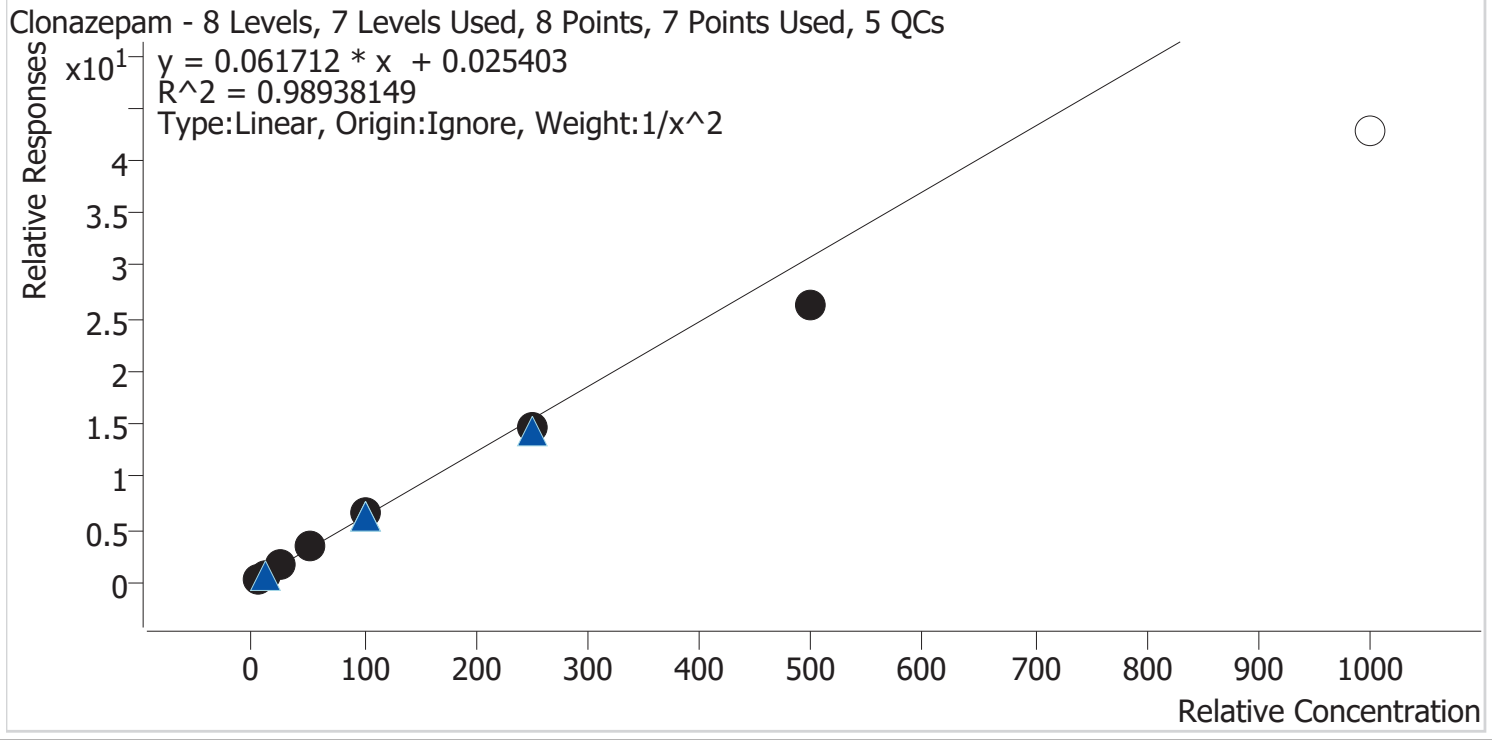
Sample	Level	Enabled	Expected Concentration	Final Concentration	Accuracy
p1 Cal 1-5ng	1	✓	5.0	5.0	100.4
p1 Cal 2-10ng	2	✓	10.0	9.8	98.4
p1 Cal 3 -25ng	3	✓	25.0	25.4	101.7
p1 Cal 4-50ng	4	✓	50.0	50.0	100.0
p1 Cal 5-100ng	5	✓	100.0	100.5	100.5
p1 Cal 6-250ng	6	✓	250.0	255.4	102.2
p1 Cal 7-500ng	7	✓	500.0	500.4	100.1
p1 Cal 8-1000ng	8	✓	1000.0	966.9	96.7



CS

AM #28 Multi-Drug Quant. Calibration Curve Report

Batch results D:\MassHunter\Data\2024\AM 27 28\041024 AM 27 28 CS\QuantResults\AM 28 Cases.batch.bin
Last Cal. Update 4/11/2024 11:31 AM
Analyst Name ISP\datastor
Analyte Clonazepam **Internal Standard** Clonazepam-D4



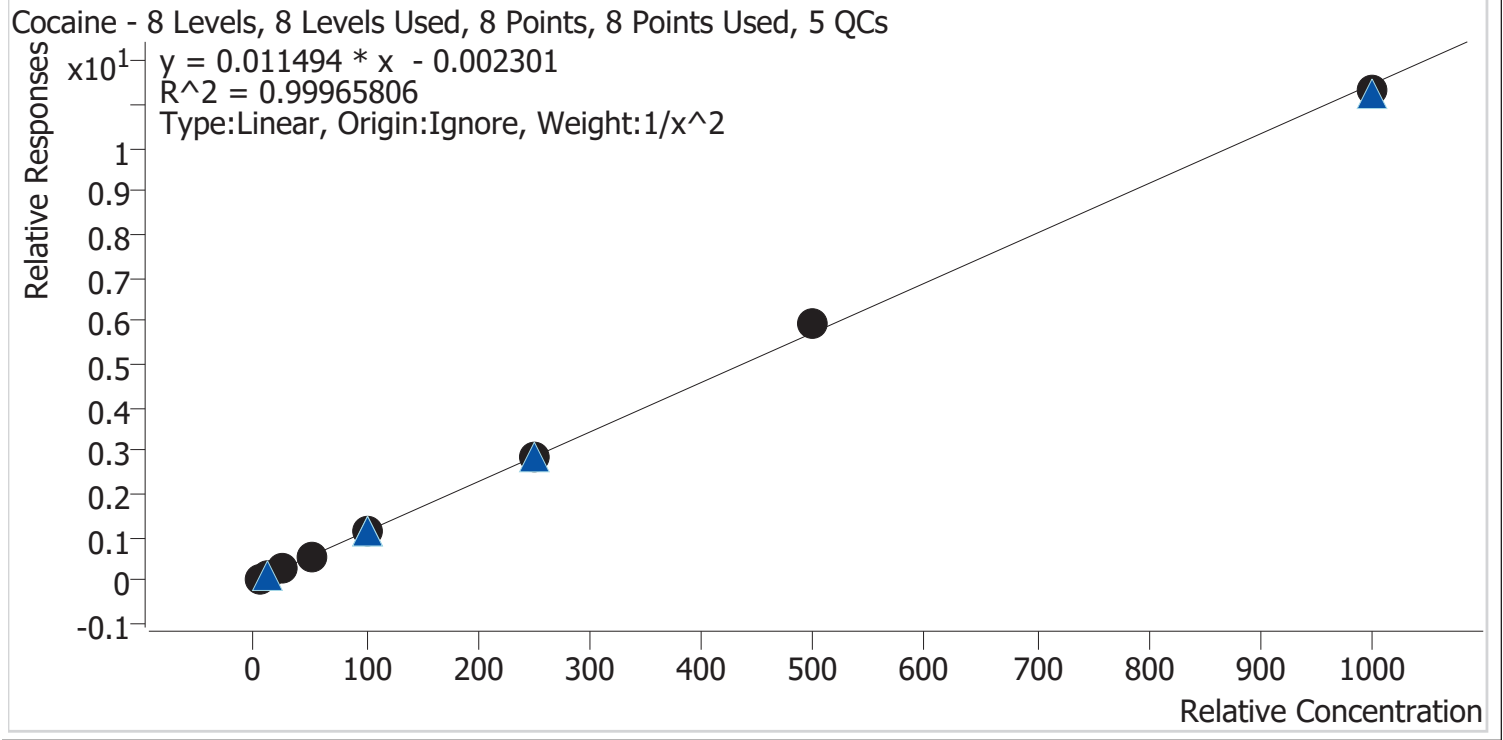
Sample	Level	Enabled	Expected Concentration	Final Concentration	Accuracy
p1 Cal 1-5ng	1	✓	5.0	4.8	95.9
p1 Cal 2-10ng	2	✓	10.0	10.2	102.3
p1 Cal 3 -25ng	3	✓	25.0	27.9	111.5
p1 Cal 4-50ng	4	✓	50.0	53.3	106.7
p1 Cal 5-100ng	5	✓	100.0	104.1	104.1
p1 Cal 6-250ng	6	✓	250.0	234.8	93.9
p1 Cal 7-500ng	7	✓	500.0	427.9	85.6
p1 Cal 8-1000ng	8	×	1000.0	694.7	69.5



2

AM #28 Multi-Drug Quant. Calibration Curve Report

Batch results D:\MassHunter\Data\2024\AM 27 28\041024 AM 27 28 CS\QuantResults\AM 28 Cases.batch.bin
Last Cal. Update 4/11/2024 11:31 AM
Analyst Name ISP\datastor
Analyte Cocaine **Internal Standard** Cocaine-D3



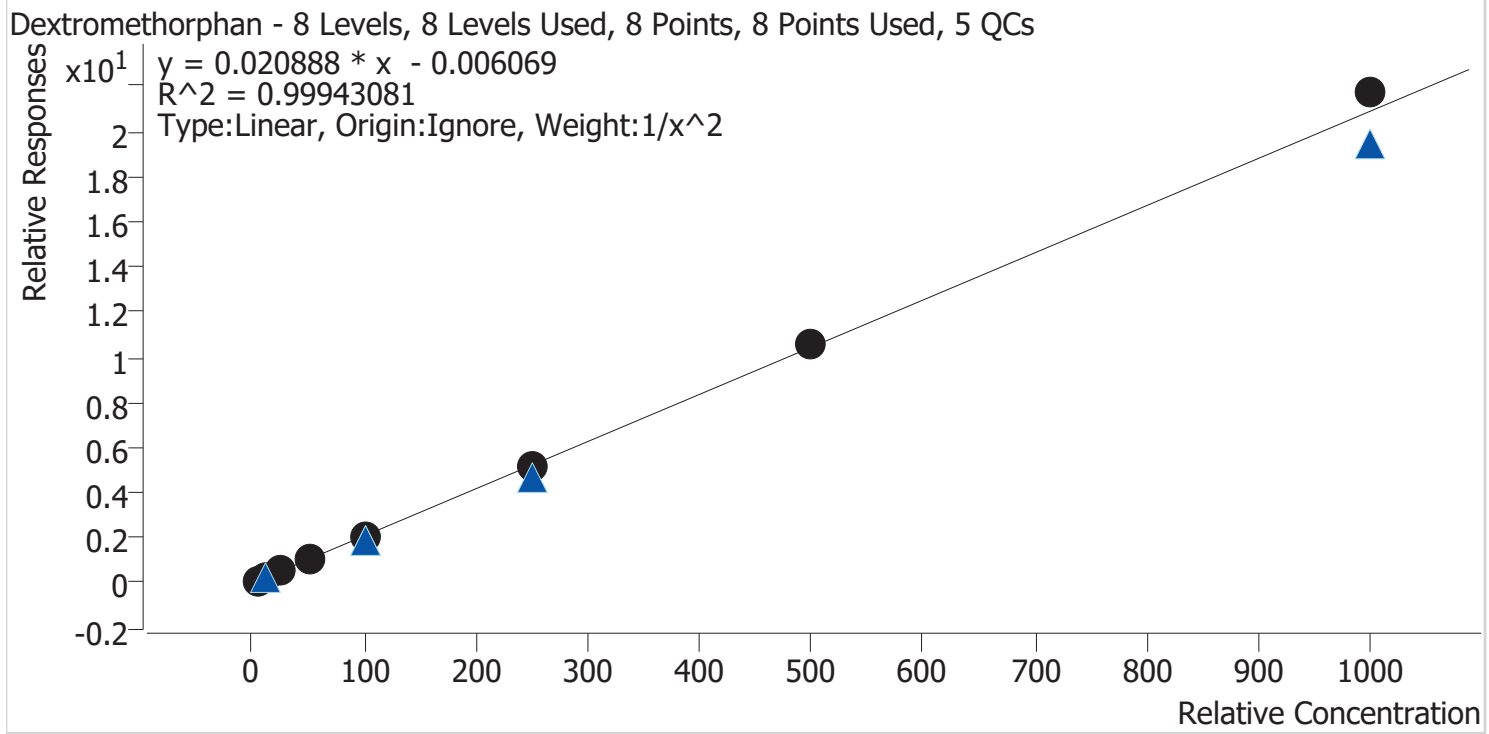
Sample	Level	Enabled	Expected Concentration	Final Concentration	Accuracy
p1 Cal 1-5ng	1	✓	5.0	5.0	99.4
p1 Cal 2-10ng	2	✓	10.0	10.2	101.7
p1 Cal 3 -25ng	3	✓	25.0	24.8	99.3
p1 Cal 4-50ng	4	✓	50.0	49.7	99.5
p1 Cal 5-100ng	5	✓	100.0	98.9	98.9
p1 Cal 6-250ng	6	✓	250.0	248.2	99.3
p1 Cal 7-500ng	7	✓	500.0	516.3	103.3
p1 Cal 8-1000ng	8	✓	1000.0	987.0	98.7



2

AM #28 Multi-Drug Quant. Calibration Curve Report

Batch results D:\MassHunter\Data\2024\AM 27 28\041024 AM 27 28 CS\QuantResults\AM 28 Cases.batch.bin
Last Cal. Update 4/11/2024 11:31 AM
Analyst Name ISP\datastor
Analyte Dextromethorphan **Internal Standard** Dextromethorphan-D3



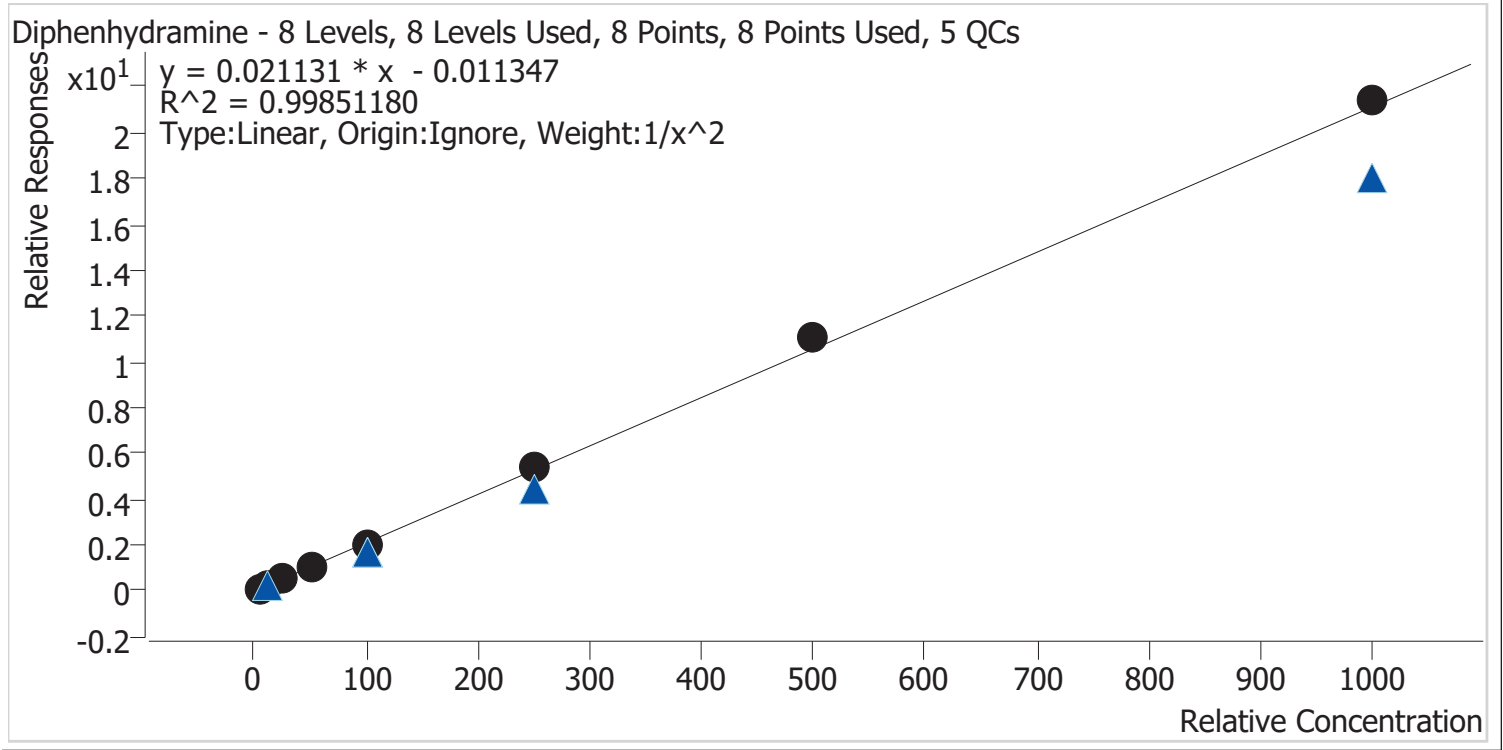
Sample	Level	Enabled	Expected Concentration	Final Concentration	Accuracy
p1 Cal 1-5ng	1	✓	5.0	5.1	101.5
p1 Cal 2-10ng	2	✓	10.0	9.7	97.4
p1 Cal 3 -25ng	3	✓	25.0	25.0	99.8
p1 Cal 4-50ng	4	✓	50.0	49.3	98.5
p1 Cal 5-100ng	5	✓	100.0	99.2	99.2
p1 Cal 6-250ng	6	✓	250.0	246.8	98.7
p1 Cal 7-500ng	7	✓	500.0	504.5	100.9
p1 Cal 8-1000ng	8	✓	1000.0	1039.5	104.0



2

AM #28 Multi-Drug Quant. Calibration Curve Report

Batch results D:\MassHunter\Data\2024\AM 27 28\041024 AM 27 28 CS\QuantResults\AM 28 Cases.batch.bin
Last Cal. Update 4/11/2024 11:31 AM
Analyst Name ISP\datastor
Analyte Diphenhydramine **Internal Standard** Diphenhydramine-D3



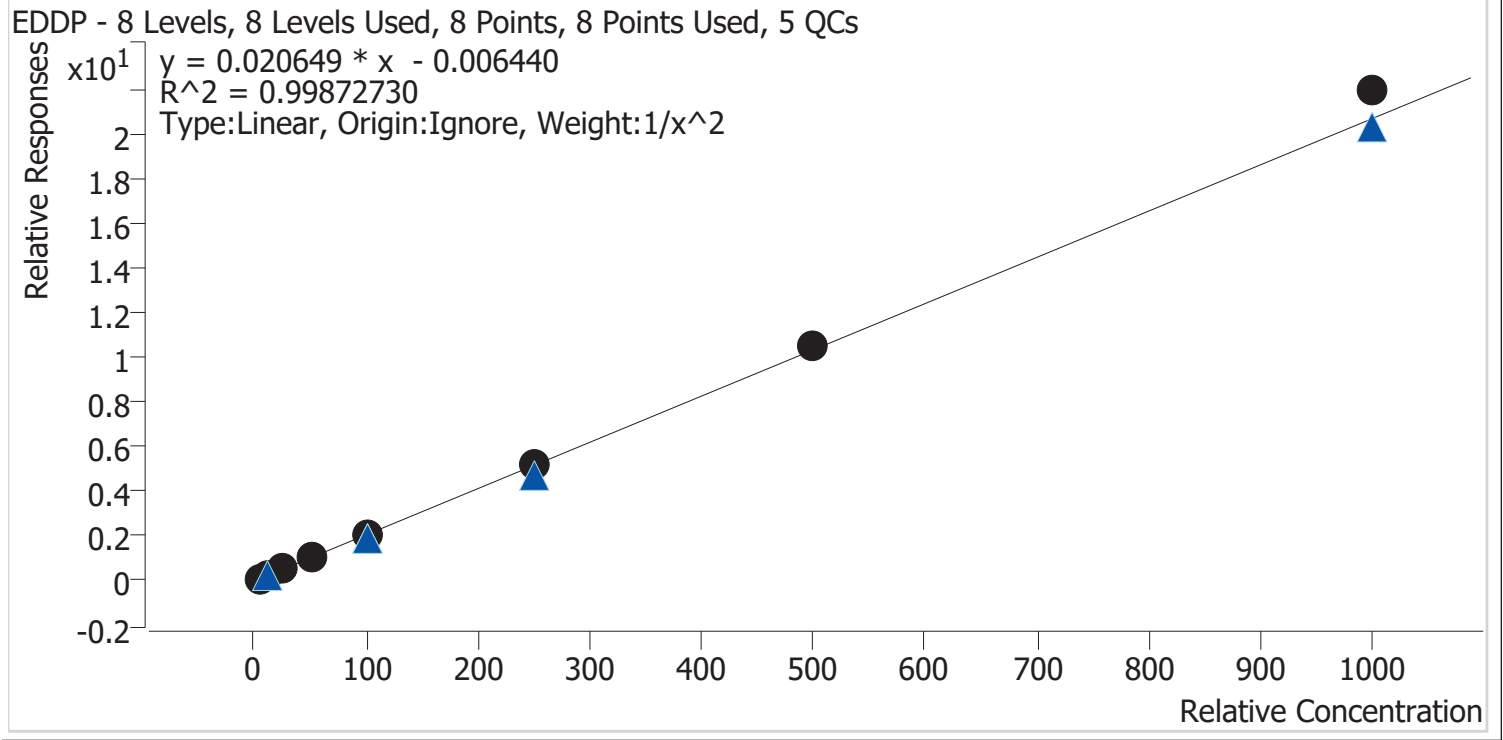
Sample	Level	Enabled	Expected Concentration	Final Concentration	Accuracy
p1 Cal 1-5ng	1	✓	5.0	5.1	102.0
p1 Cal 2-10ng	2	✓	10.0	9.8	98.4
p1 Cal 3 -25ng	3	✓	25.0	24.0	95.9
p1 Cal 4-50ng	4	✓	50.0	47.9	95.8
p1 Cal 5-100ng	5	✓	100.0	98.9	98.9
p1 Cal 6-250ng	6	✓	250.0	255.1	102.1
p1 Cal 7-500ng	7	✓	500.0	527.9	105.6
p1 Cal 8-1000ng	8	✓	1000.0	1013.3	101.3



2

AM #28 Multi-Drug Quant. Calibration Curve Report

Batch results D:\MassHunter\Data\2024\AM 27 28\041024 AM 27 28 CS\QuantResults\AM 28 Cases.batch.bin
 Last Cal. Update 4/11/2024 11:31 AM
 Analyst Name ISP\datastor
 Analyte EDDP Internal Standard EDDP-D3



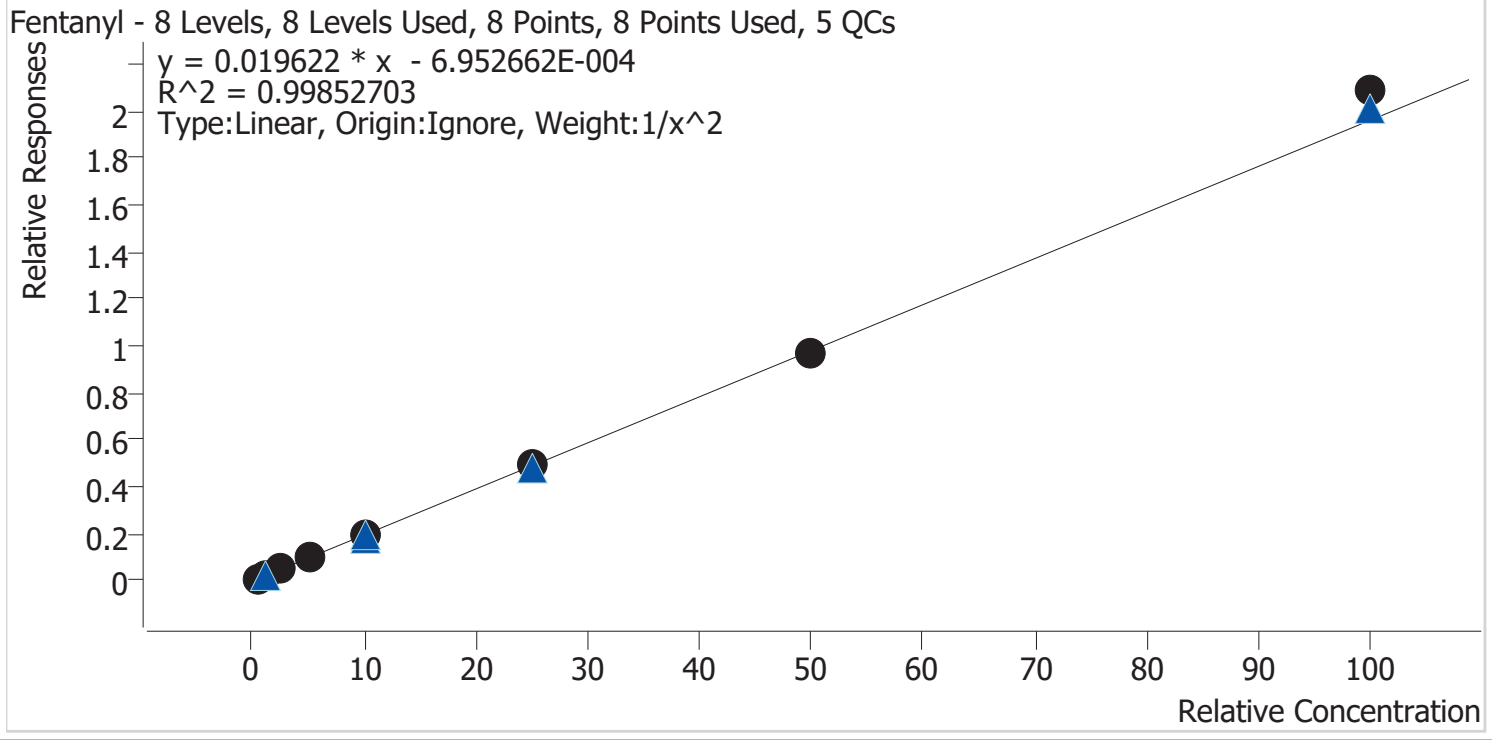
Sample	Level	Enabled	Expected Concentration	Final Concentration	Accuracy
p1 Cal 1-5ng	1	✓	5.0	5.1	101.5
p1 Cal 2-10ng	2	✓	10.0	9.9	98.9
p1 Cal 3 -25ng	3	✓	25.0	24.1	96.4
p1 Cal 4-50ng	4	✓	50.0	49.2	98.3
p1 Cal 5-100ng	5	✓	100.0	97.3	97.3
p1 Cal 6-250ng	6	✓	250.0	248.9	99.6
p1 Cal 7-500ng	7	✓	500.0	509.5	101.9
p1 Cal 8-1000ng	8	✓	1000.0	1060.6	106.1

2



AM #28 Multi-Drug Quant. Calibration Curve Report

Batch results D:\MassHunter\Data\2024\AM 27 28\041024 AM 27 28 CS\QuantResults\AM 28 Cases.batch.bin
Last Cal. Update 4/11/2024 11:31 AM
Analyst Name ISP\datastor
Analyte Fentanyl **Internal Standard** Fentanyl-D5



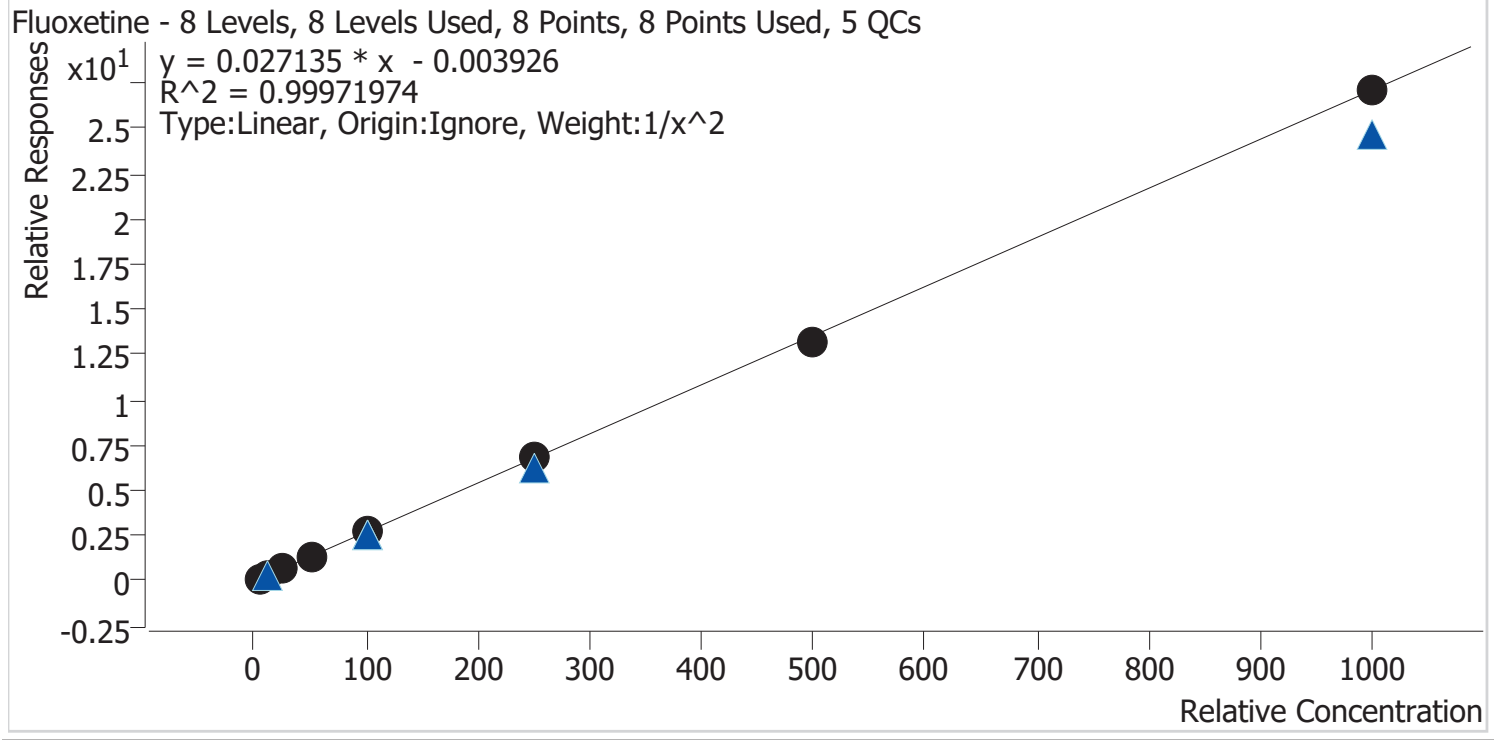
Sample	Level	Enabled	Expected Concentration	Final Concentration	Accuracy
p1 Cal 1-5ng	1	✓	0.5	0.5	102.5
p1 Cal 2-10ng	2	✓	1.0	1.0	95.4
p1 Cal 3 -25ng	3	✓	2.5	2.5	100.1
p1 Cal 4-50ng	4	✓	5.0	4.9	98.5
p1 Cal 5-100ng	5	✓	10.0	9.8	97.6
p1 Cal 6-250ng	6	✓	25.0	25.0	100.0
p1 Cal 7-500ng	7	✓	50.0	49.7	99.4
p1 Cal 8-1000ng	8	✓	100.0	106.5	106.5



CS

AM #28 Multi-Drug Quant. Calibration Curve Report

Batch results D:\MassHunter\Data\2024\AM 27 28\041024 AM 27 28 CS\QuantResults\AM 28 Cases.batch.bin
Last Cal. Update 4/11/2024 11:31 AM
Analyst Name ISP\datastor
Analyte Fluoxetine **Internal Standard** Fluoxetine-D6



Sample	Level	Enabled	Expected Concentration	Final Concentration	Accuracy
p1 Cal 1-5ng	1	✓	5.0	5.0	100.6
p1 Cal 2-10ng	2	✓	10.0	9.8	98.4
p1 Cal 3 -25ng	3	✓	25.0	25.1	100.5
p1 Cal 4-50ng	4	✓	50.0	50.6	101.1
p1 Cal 5-100ng	5	✓	100.0	100.4	100.4
p1 Cal 6-250ng	6	✓	250.0	254.4	101.7
p1 Cal 7-500ng	7	✓	500.0	486.7	97.3
p1 Cal 8-1000ng	8	✓	1000.0	999.0	99.9

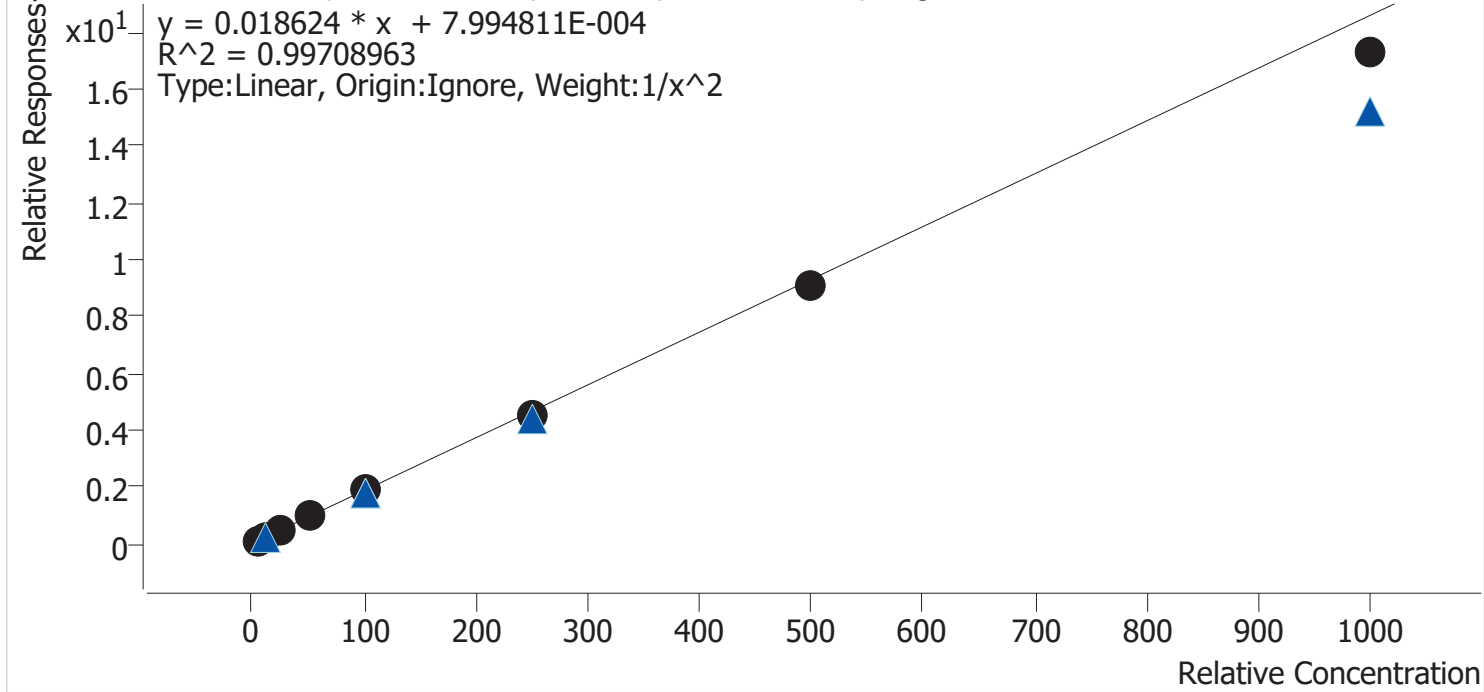
CS



AM #28 Multi-Drug Quant. Calibration Curve Report

Batch results D:\MassHunter\Data\2024\AM 27 28\041024 AM 27 28 CS\QuantResults\AM 28 Cases.batch.bin
Last Cal. Update 4/11/2024 11:31 AM
Analyst Name ISP\datastor
Analyte Hydrocodone **Internal Standard** Hydrocodone-D6

Hydrocodone - 8 Levels, 8 Levels Used, 8 Points, 8 Points Used, 5 QCs



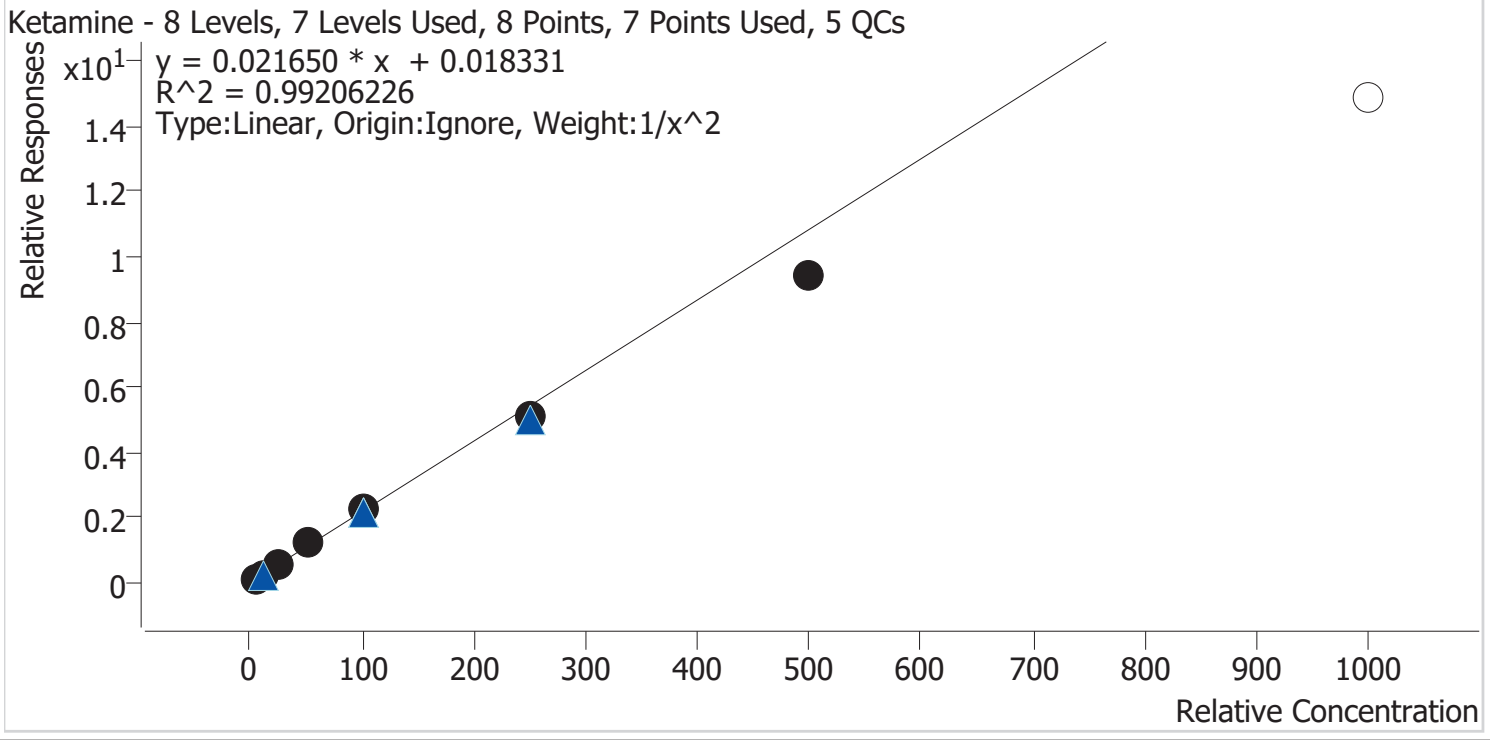
Sample	Level	Enabled	Expected Concentration	Final Concentration	Accuracy
p1 Cal 1-5ng	1	✓	5.0	4.9	98.0
p1 Cal 2-10ng	2	✓	10.0	10.0	99.9
p1 Cal 3 -25ng	3	✓	25.0	27.1	108.6
p1 Cal 4-50ng	4	✓	50.0	51.7	103.4
p1 Cal 5-100ng	5	✓	100.0	101.9	101.9
p1 Cal 6-250ng	6	✓	250.0	243.4	97.3
p1 Cal 7-500ng	7	✓	500.0	489.6	97.9
p1 Cal 8-1000ng	8	✓	1000.0	929.4	92.9



CS

AM #28 Multi-Drug Quant. Calibration Curve Report

Batch results D:\MassHunter\Data\2024\AM 27 28\041024 AM 27 28 CS\QuantResults\AM 28 Cases.batch.bin
Last Cal. Update 4/11/2024 11:31 AM
Analyst Name ISP\datastor
Analyte Ketamine **Internal Standard** Ketamine-D4



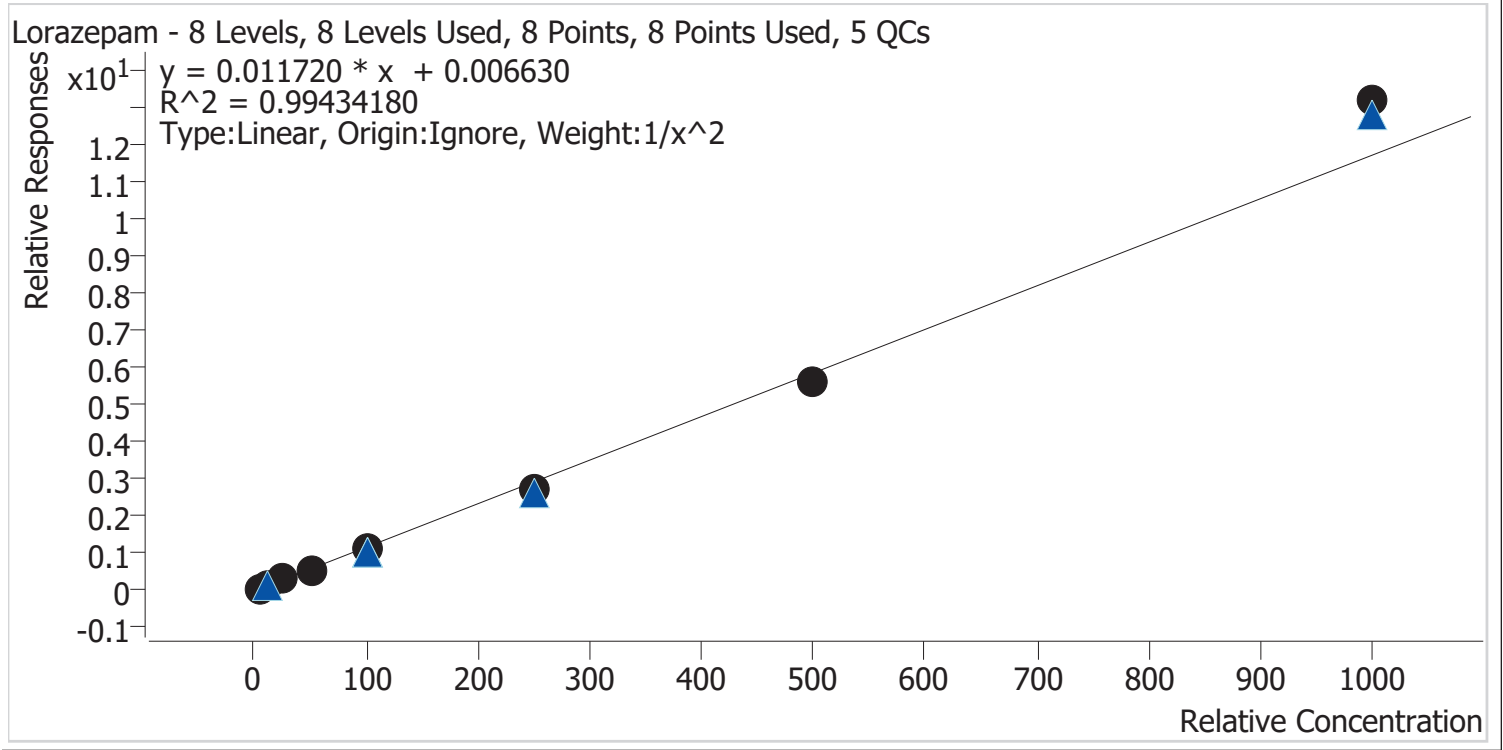
Sample	Level	Enabled	Expected Concentration	Final Concentration	Accuracy
p1 Cal 1-5ng	1	✓	5.0	4.8	96.9
p1 Cal 2-10ng	2	✓	10.0	10.2	101.7
p1 Cal 3 -25ng	3	✓	25.0	26.9	107.4
p1 Cal 4-50ng	4	✓	50.0	54.0	108.0
p1 Cal 5-100ng	5	✓	100.0	103.9	103.9
p1 Cal 6-250ng	6	✓	250.0	237.6	95.1
p1 Cal 7-500ng	7	✓	500.0	434.7	86.9
p1 Cal 8-1000ng	8	×	1000.0	689.1	68.9



CS

AM #28 Multi-Drug Quant. Calibration Curve Report

Batch results D:\MassHunter\Data\2024\AM 27 28\041024 AM 27 28 CS\QuantResults\AM 28 Cases.batch.bin
Last Cal. Update 4/11/2024 11:31 AM
Analyst Name ISP\datastor
Analyte Lorazepam **Internal Standard** Oxazepam-D5



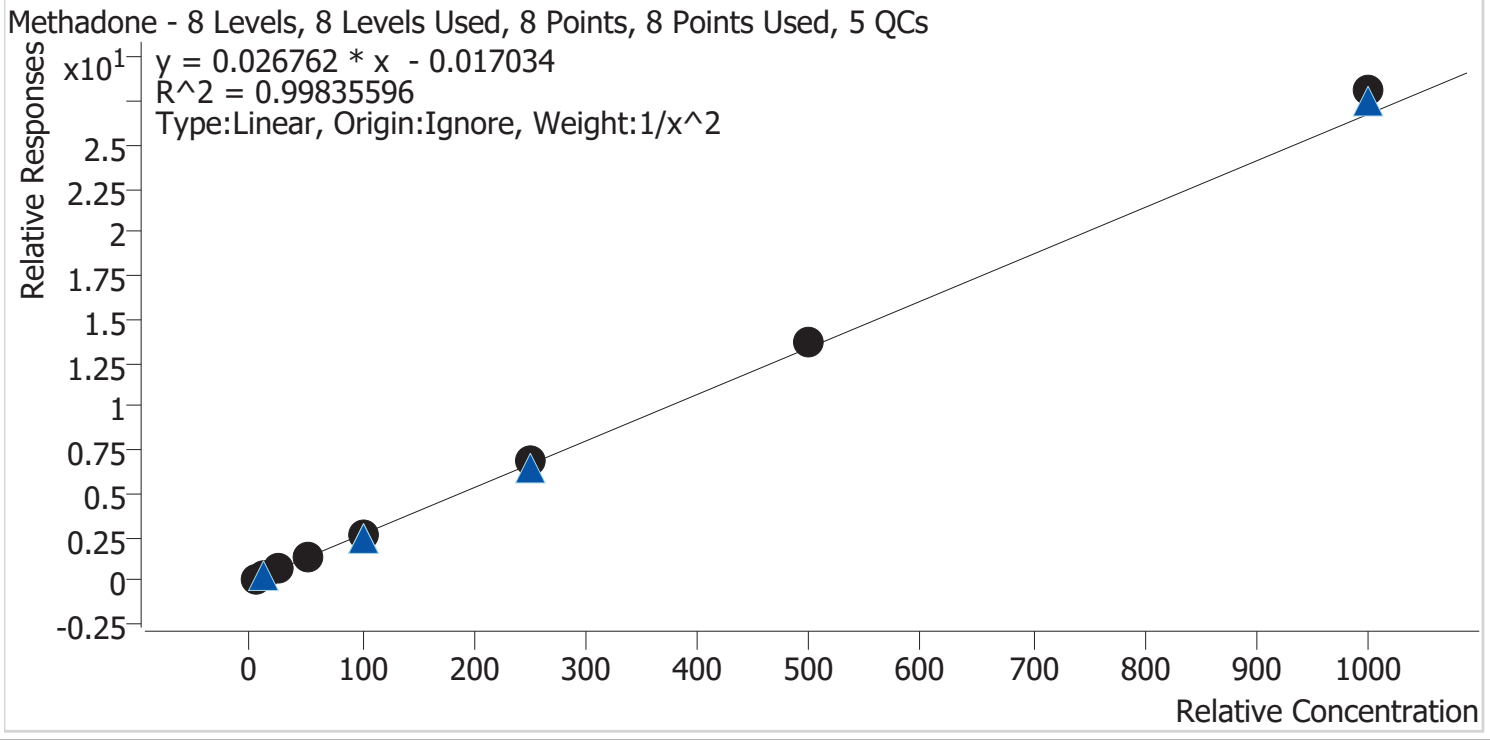
Sample	Level	Enabled	Expected Concentration	Final Concentration	Accuracy
p1 Cal 1-5ng	1	✓	5.0	4.9	97.4
p1 Cal 2-10ng	2	✓	10.0	10.5	104.8
p1 Cal 3 -25ng	3	✓	25.0	25.9	103.4
p1 Cal 4-50ng	4	✓	50.0	49.3	98.6
p1 Cal 5-100ng	5	✓	100.0	94.8	94.8
p1 Cal 6-250ng	6	✓	250.0	231.5	92.6
p1 Cal 7-500ng	7	✓	500.0	479.4	95.9
p1 Cal 8-1000ng	8	✓	1000.0	1125.2	112.5



2

AM #28 Multi-Drug Quant. Calibration Curve Report

Batch results D:\MassHunter\Data\2024\AM 27 28\041024 AM 27 28 CS\QuantResults\AM 28 Cases.batch.bin
Last Cal. Update 4/11/2024 11:31 AM
Analyst Name ISP\datastor
Analyte Methadone **Internal Standard** Methadone-D9



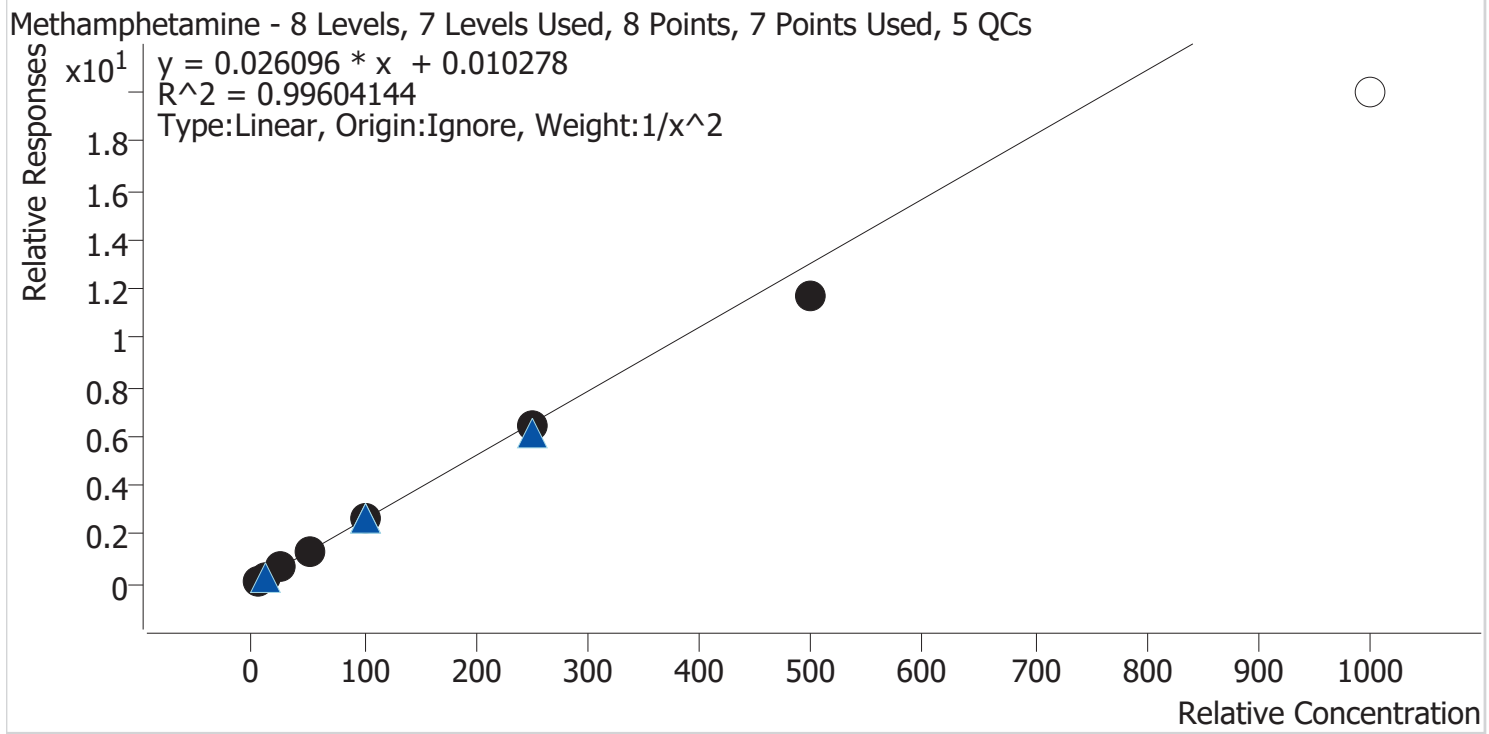
Sample	Level	Enabled	Expected Concentration	Final Concentration	Accuracy
p1 Cal 1-5ng	1	✓	5.0	5.1	102.4
p1 Cal 2-10ng	2	✓	10.0	9.7	97.4
p1 Cal 3 -25ng	3	✓	25.0	24.0	95.8
p1 Cal 4-50ng	4	✓	50.0	49.1	98.2
p1 Cal 5-100ng	5	✓	100.0	96.2	96.2
p1 Cal 6-250ng	6	✓	250.0	254.4	101.8
p1 Cal 7-500ng	7	✓	500.0	515.9	103.2
p1 Cal 8-1000ng	8	✓	1000.0	1050.6	105.1



CS

AM #28 Multi-Drug Quant. Calibration Curve Report

Batch results D:\MassHunter\Data\2024\AM 27 28\041024 AM 27 28 CS\QuantResults\AM 28 Cases.batch.bin
Last Cal. Update 4/11/2024 11:31 AM
Analyst Name ISP\datastor
Analyte Methamphetamine **Internal Standard** Methamphetamine-D11



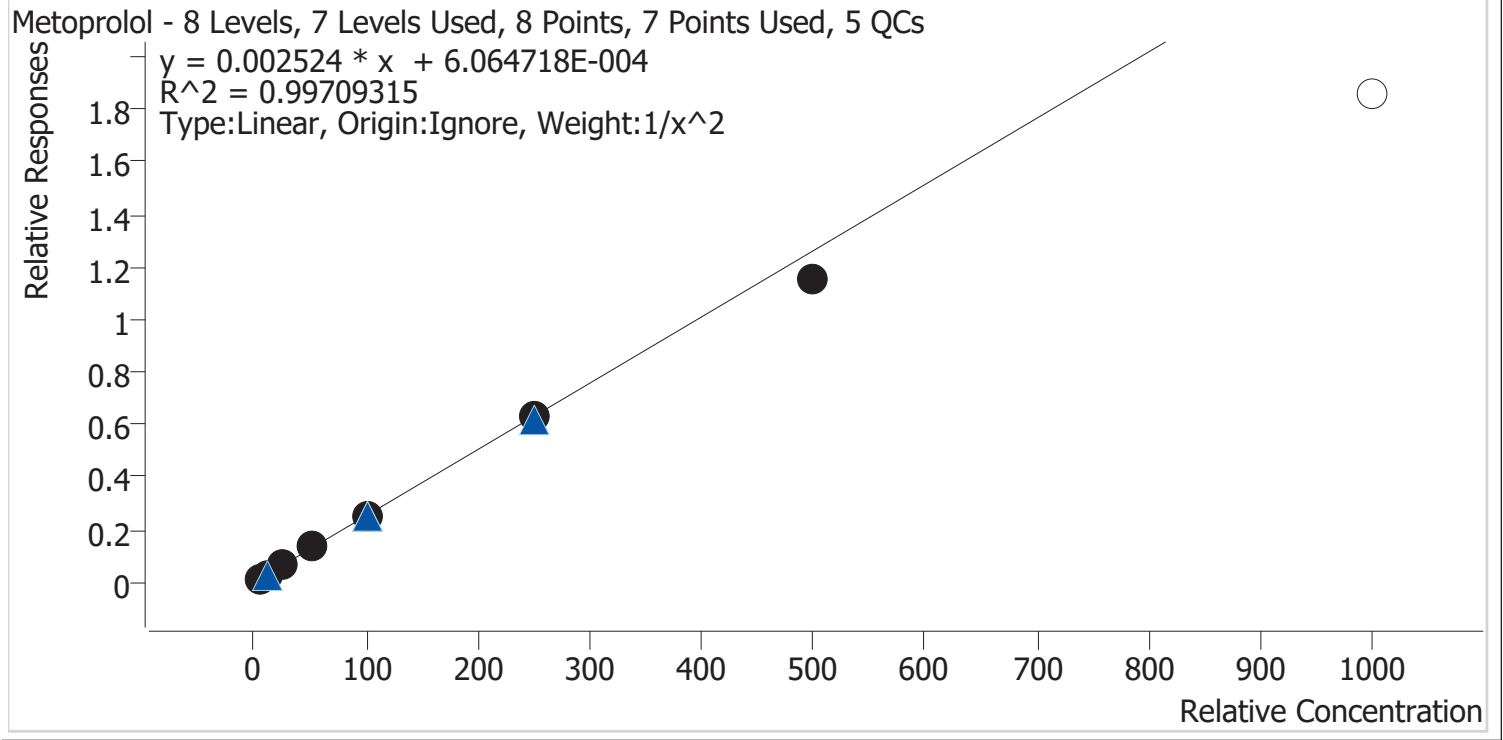
Sample	Level	Enabled	Expected Concentration	Final Concentration	Accuracy
p1 Cal 1-5ng	1	✓	5.0	4.9	97.7
p1 Cal 2-10ng	2	✓	10.0	10.2	101.8
p1 Cal 3 -25ng	3	✓	25.0	26.1	104.4
p1 Cal 4-50ng	4	✓	50.0	52.6	105.1
p1 Cal 5-100ng	5	✓	100.0	102.9	102.9
p1 Cal 6-250ng	6	✓	250.0	246.0	98.4
p1 Cal 7-500ng	7	✓	500.0	448.6	89.7
p1 Cal 8-1000ng	8	×	1000.0	765.4	76.5



CS

AM #28 Multi-Drug Quant. Calibration Curve Report

Batch results D:\MassHunter\Data\2024\AM 27 28\041024 AM 27 28 CS\QuantResults\AM 28 Cases.batch.bin
Last Cal. Update 4/11/2024 11:31 AM
Analyst Name ISP\datastor
Analyte Metoprolol **Internal Standard** Tramadol-13C-D3



Sample	Level	Enabled	Expected Concentration	Final Concentration	Accuracy
p1 Cal 1-5ng	1	✓	5.0	4.9	97.9
p1 Cal 2-10ng	2	✓	10.0	10.2	101.7
p1 Cal 3 -25ng	3	✓	25.0	26.1	104.5
p1 Cal 4-50ng	4	✓	50.0	51.9	103.9
p1 Cal 5-100ng	5	✓	100.0	101.4	101.4
p1 Cal 6-250ng	6	✓	250.0	248.9	99.5
p1 Cal 7-500ng	7	✓	500.0	455.3	91.1
p1 Cal 8-1000ng	8	×	1000.0	738.0	73.8

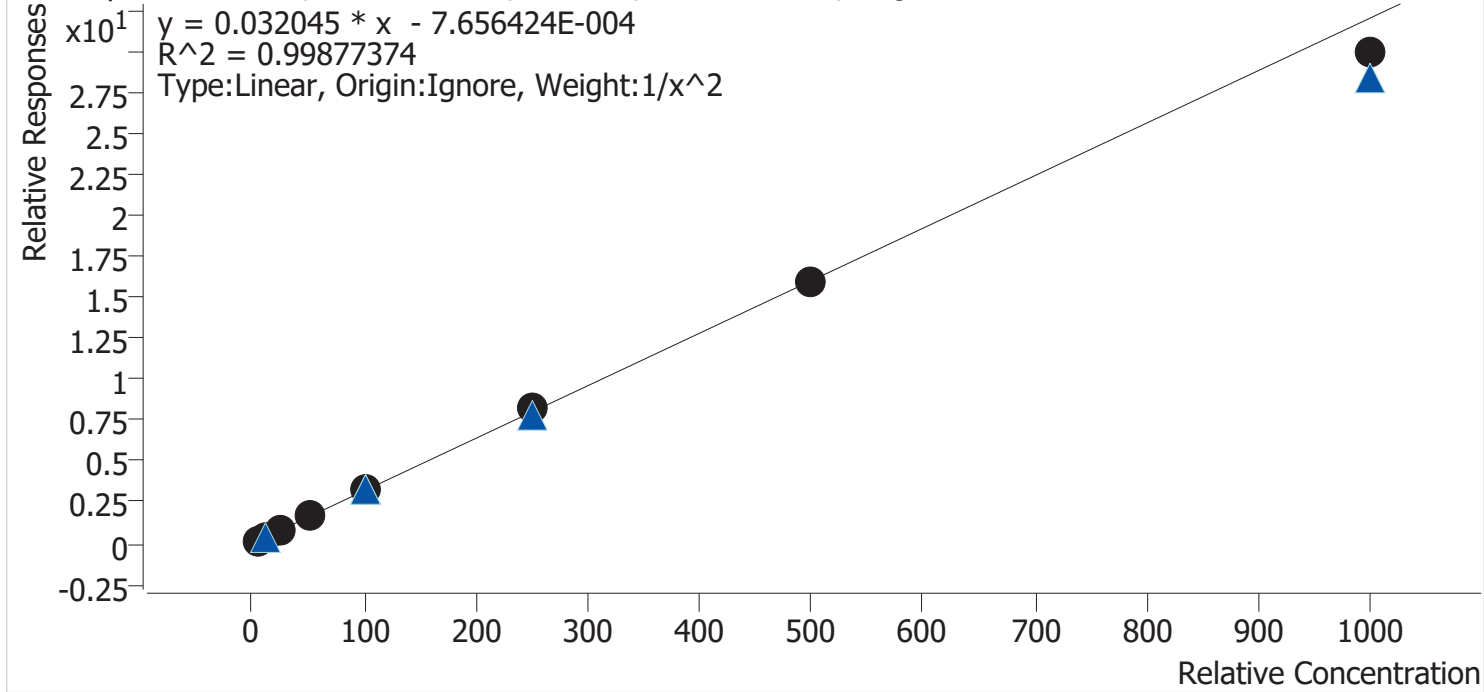
CS



AM #28 Multi-Drug Quant. Calibration Curve Report

Batch results D:\MassHunter\Data\2024\AM 27 28\041024 AM 27 28 CS\QuantResults\AM 28 Cases.batch.bin
Last Cal. Update 4/11/2024 11:31 AM
Analyst Name ISP\datastor
Analyte Mirtazapine **Internal Standard** alpha-PVP-D8

Mirtazapine - 8 Levels, 8 Levels Used, 8 Points, 8 Points Used, 5 QCs



Sample	Level	Enabled	Expected Concentration	Final Concentration	Accuracy
p1 Cal 1-5ng	1	✓	5.0	5.0	99.7
p1 Cal 2-10ng	2	✓	10.0	9.9	99.3
p1 Cal 3 -25ng	3	✓	25.0	25.3	101.0
p1 Cal 4-50ng	4	✓	50.0	51.8	103.6
p1 Cal 5-100ng	5	✓	100.0	101.7	101.7
p1 Cal 6-250ng	6	✓	250.0	254.6	101.9
p1 Cal 7-500ng	7	✓	500.0	497.0	99.4
p1 Cal 8-1000ng	8	✓	1000.0	934.3	93.4

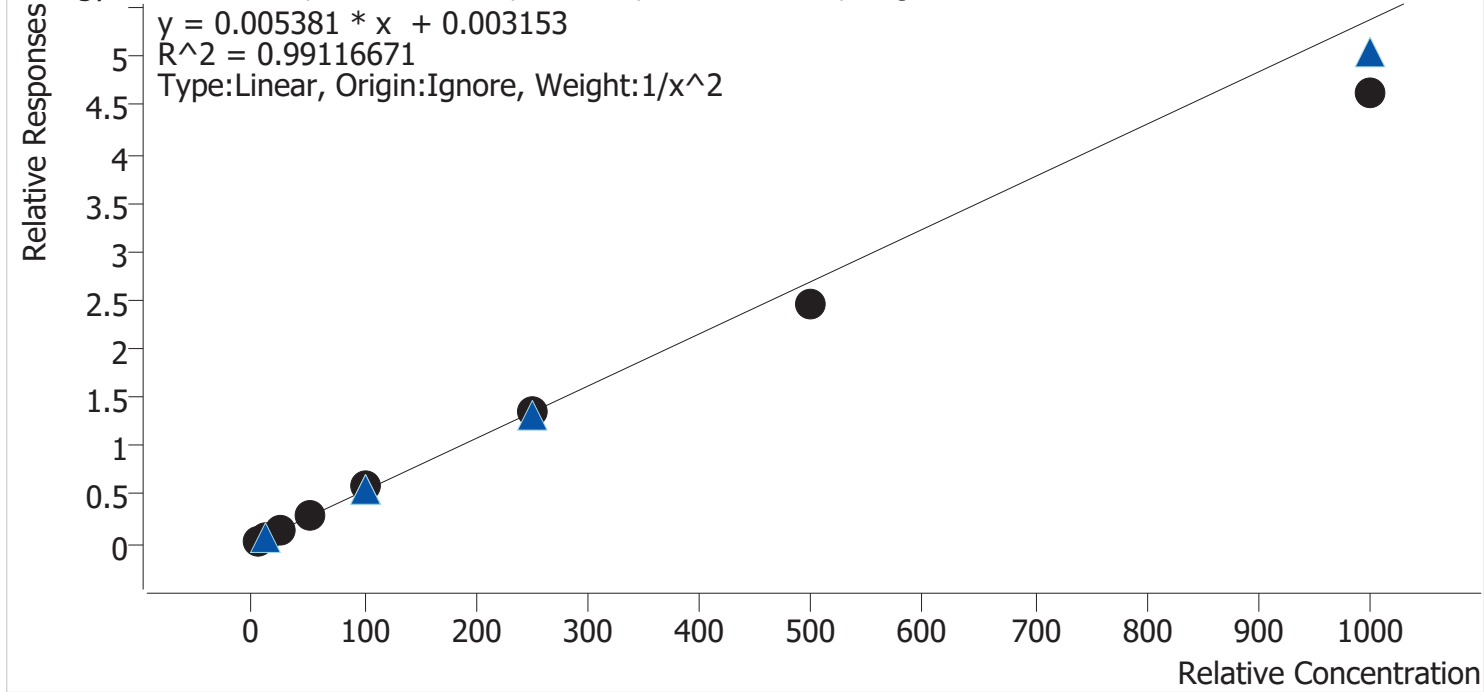
CS



AM #28 Multi-Drug Quant. Calibration Curve Report

Batch results D:\MassHunter\Data\2024\AM 27 28\041024 AM 27 28 CS\QuantResults\AM 28 Cases.batch.bin
Last Cal. Update 4/11/2024 11:31 AM
Analyst Name ISP\datastor
Analyte Mitragynine **Internal Standard** Methadone-D9

Mitragynine - 8 Levels, 8 Levels Used, 8 Points, 8 Points Used, 5 QCs



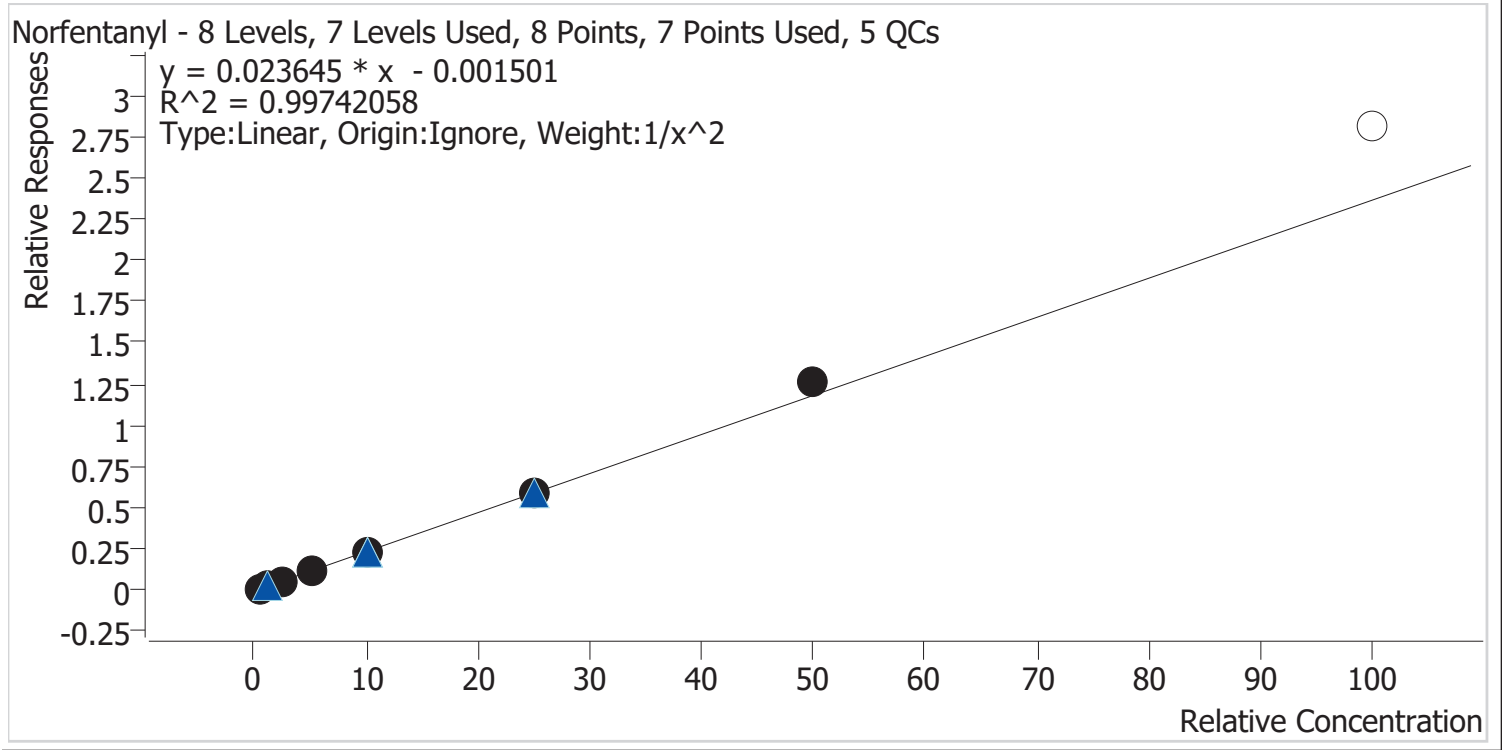
Sample	Level	Enabled	Expected Concentration	Final Concentration	Accuracy
p1 Cal 1-5ng	1	✓	5.0	4.8	95.4
p1 Cal 2-10ng	2	✓	10.0	10.4	104.3
p1 Cal 3 -25ng	3	✓	25.0	26.9	107.5
p1 Cal 4-50ng	4	✓	50.0	53.7	107.4
p1 Cal 5-100ng	5	✓	100.0	107.8	107.8
p1 Cal 6-250ng	6	✓	250.0	249.3	99.7
p1 Cal 7-500ng	7	✓	500.0	458.9	91.8
p1 Cal 8-1000ng	8	✓	1000.0	861.5	86.2



2

AM #28 Multi-Drug Quant. Calibration Curve Report

Batch results D:\MassHunter\Data\2024\AM 27 28\041024 AM 27 28 CS\QuantResults\AM 28 Cases.batch.bin
Last Cal. Update 4/11/2024 11:31 AM
Analyst Name ISP\datastor
Analyte Norfentanyl Internal Standard Norfentanyl-D5



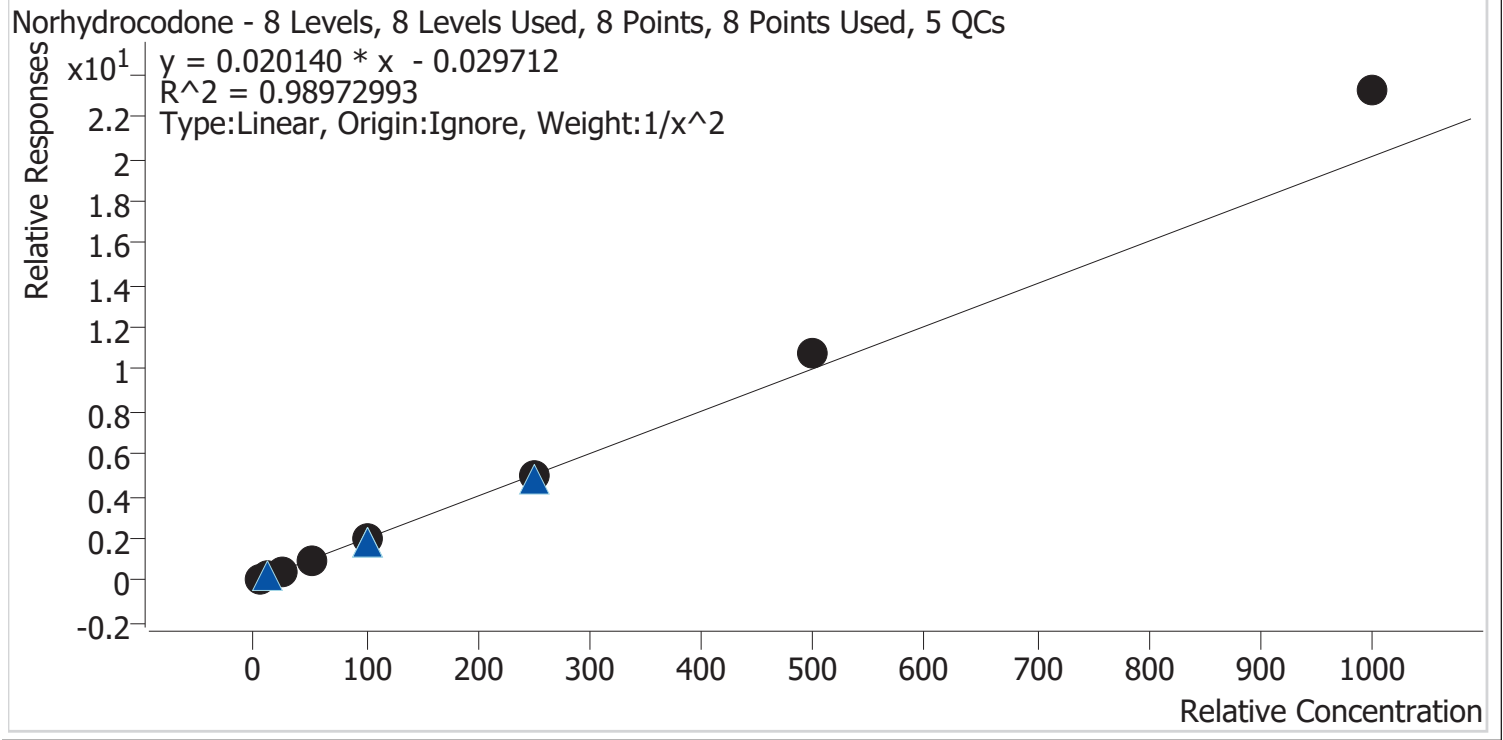
Sample	Level	Enabled	Expected Concentration	Final Concentration	Accuracy
p1 Cal 1-5ng	1	✓	0.5	0.5	103.1
p1 Cal 2-10ng	2	✓	1.0	1.0	95.9
p1 Cal 3 -25ng	3	✓	2.5	2.4	96.1
p1 Cal 4-50ng	4	✓	5.0	4.8	96.8
p1 Cal 5-100ng	5	✓	10.0	9.9	99.3
p1 Cal 6-250ng	6	✓	25.0	25.4	101.4
p1 Cal 7-500ng	7	✓	50.0	53.7	107.5
p1 Cal 8-1000ng	8	×	100.0	119.0	119.0



CS

AM #28 Multi-Drug Quant. Calibration Curve Report

Batch results D:\MassHunter\Data\2024\AM 27 28\041024 AM 27 28 CS\QuantResults\AM 28 Cases.batch.bin
Last Cal. Update 4/11/2024 11:31 AM
Analyst Name ISP\datastor
Analyte Norhydrocodone **Internal Standard** Norhydrocodone-D3



Sample	Level	Enabled	Expected Concentration	Final Concentration	Accuracy
p1 Cal 1-5ng	1	✓	5.0	5.3	106.1
p1 Cal 2-10ng	2	✓	10.0	9.4	93.8
p1 Cal 3 -25ng	3	✓	25.0	22.4	89.4
p1 Cal 4-50ng	4	✓	50.0	46.2	92.4
p1 Cal 5-100ng	5	✓	100.0	95.6	95.6
p1 Cal 6-250ng	6	✓	250.0	251.9	100.8
p1 Cal 7-500ng	7	✓	500.0	532.4	106.5
p1 Cal 8-1000ng	8	✓	1000.0	1154.9	115.5

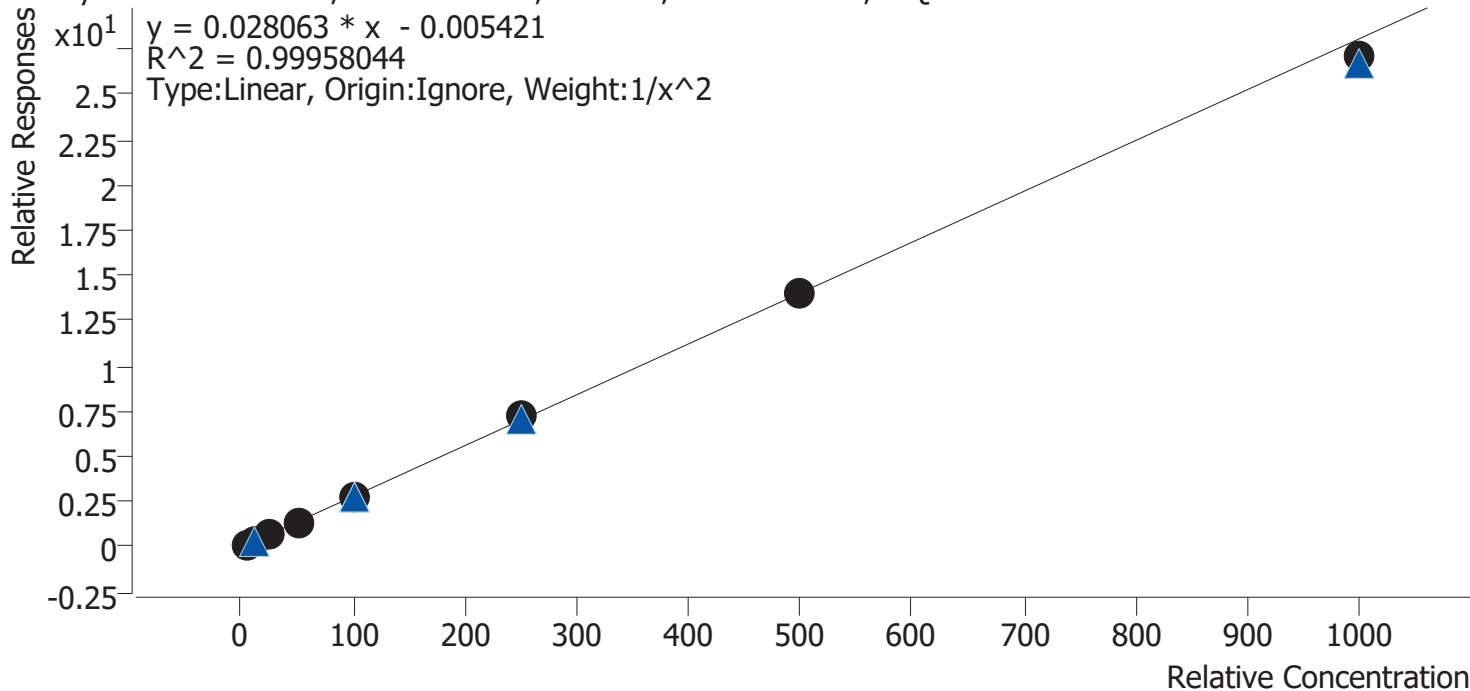


2

AM #28 Multi-Drug Quant. Calibration Curve Report

Batch results D:\MassHunter\Data\2024\AM 27 28\041024 AM 27 28 CS\QuantResults\AM 28 Cases.batch.bin
Last Cal. Update 4/11/2024 11:31 AM
Analyst Name ISP\datastor
Analyte Noroxycodone **Internal Standard** Noroxycodone-D3

Noroxycodone - 8 Levels, 8 Levels Used, 8 Points, 8 Points Used, 5 QCs



Sample	Level	Enabled	Expected Concentration	Final Concentration	Accuracy
p1 Cal 1-5ng	1	✓	5.0	5.0	100.1
p1 Cal 2-10ng	2	✓	10.0	9.9	99.1
p1 Cal 3 -25ng	3	✓	25.0	25.2	100.9
p1 Cal 4-50ng	4	✓	50.0	50.8	101.6
p1 Cal 5-100ng	5	✓	100.0	99.9	99.9
p1 Cal 6-250ng	6	✓	250.0	255.9	102.4
p1 Cal 7-500ng	7	✓	500.0	497.8	99.6
p1 Cal 8-1000ng	8	✓	1000.0	965.1	96.5

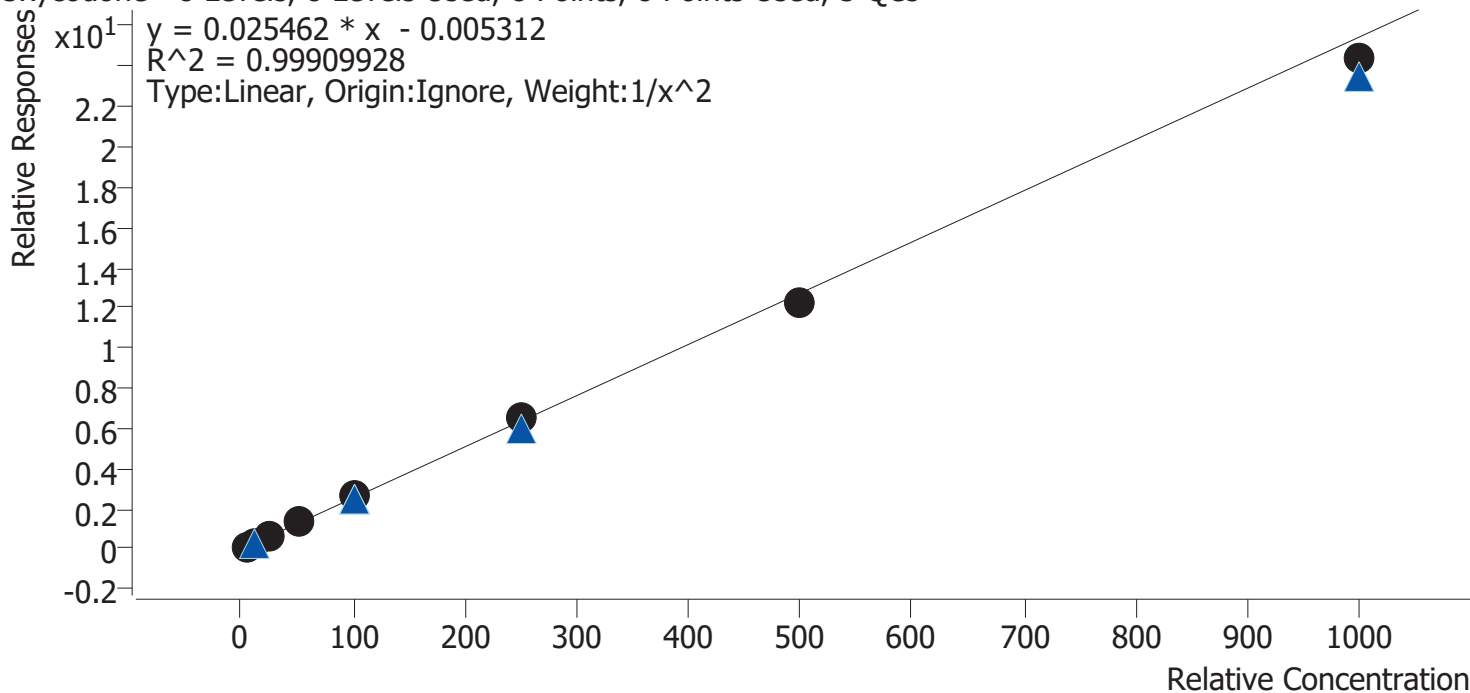
CS



AM #28 Multi-Drug Quant. Calibration Curve Report

Batch results D:\MassHunter\Data\2024\AM 27 28\041024 AM 27 28 CS\QuantResults\AM 28 Cases.batch.bin
Last Cal. Update 4/11/2024 11:31 AM
Analyst Name ISP\datastor
Analyte Oxycodone **Internal Standard** Oxycodone-D6

Oxycodone - 8 Levels, 8 Levels Used, 8 Points, 8 Points Used, 5 QCs



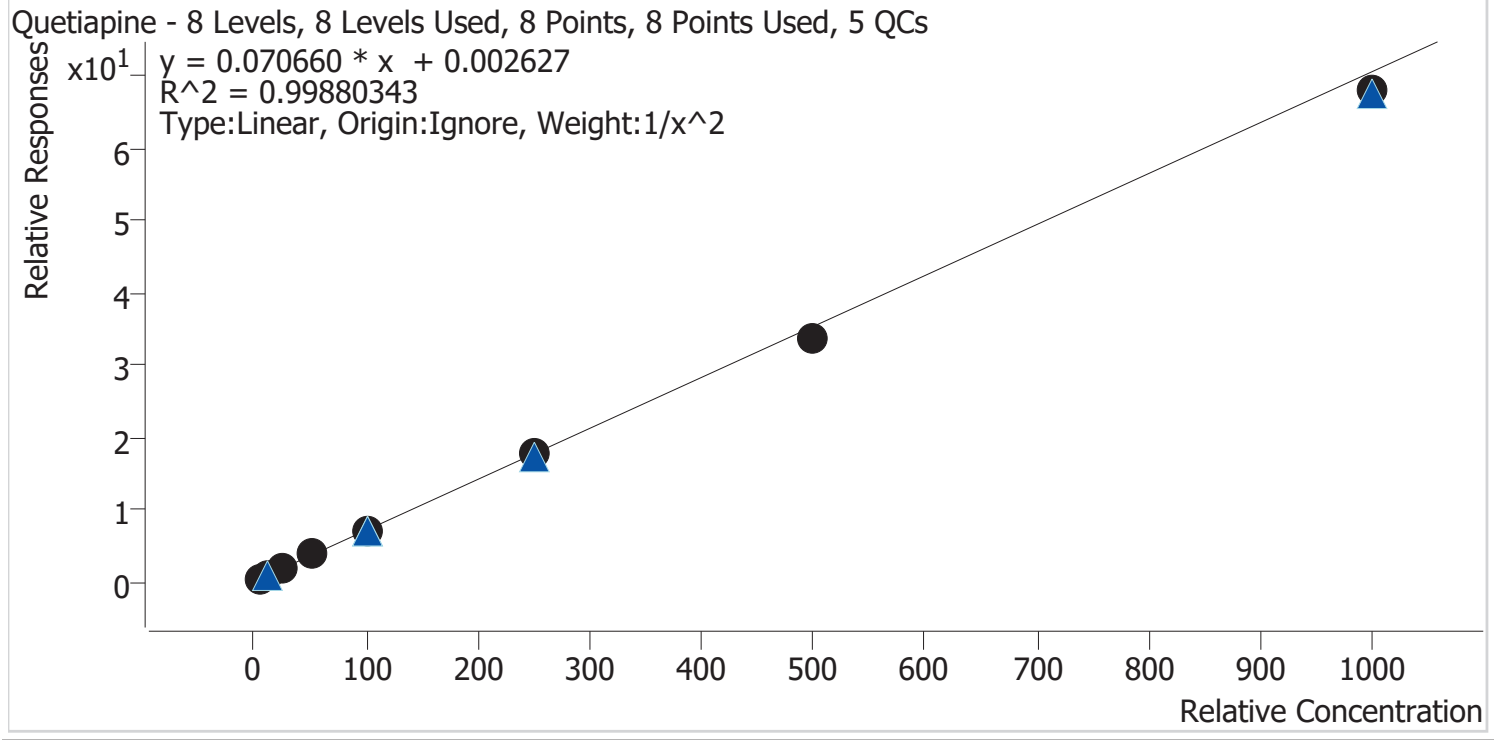
Sample	Level	Enabled	Expected Concentration	Final Concentration	Accuracy
p1 Cal 1-5ng	1	✓	5.0	4.9	98.9
p1 Cal 2-10ng	2	✓	10.0	10.1	101.2
p1 Cal 3 -25ng	3	✓	25.0	25.3	101.3
p1 Cal 4-50ng	4	✓	50.0	50.8	101.6
p1 Cal 5-100ng	5	✓	100.0	102.8	102.8
p1 Cal 6-250ng	6	✓	250.0	254.6	101.8
p1 Cal 7-500ng	7	✓	500.0	483.0	96.6
p1 Cal 8-1000ng	8	✓	1000.0	958.0	95.8

CS



AM #28 Multi-Drug Quant. Calibration Curve Report

Batch results D:\MassHunter\Data\2024\AM 27 28\041024 AM 27 28 CS\QuantResults\AM 28 Cases.batch.bin
Last Cal. Update 4/11/2024 11:31 AM
Analyst Name ISP\datastor
Analyte Quetiapine **Internal Standard** Quetiapine-D8



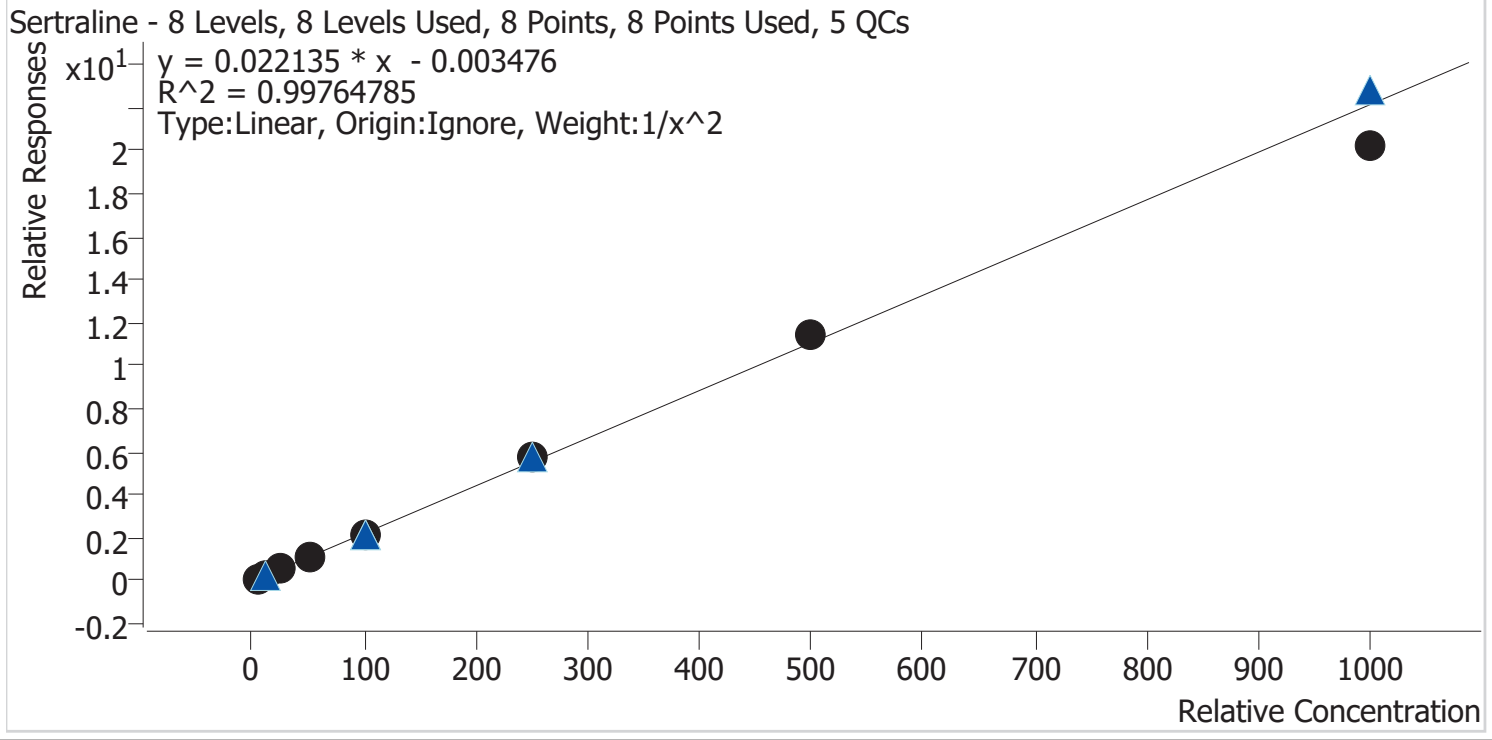
Sample	Level	Enabled	Expected Concentration	Final Concentration	Accuracy
p1 Cal 1-5ng	1	✓	5.0	5.0	99.9
p1 Cal 2-10ng	2	✓	10.0	9.8	97.9
p1 Cal 3 -25ng	3	✓	25.0	25.9	103.7
p1 Cal 4-50ng	4	✓	50.0	51.6	103.3
p1 Cal 5-100ng	5	✓	100.0	101.5	101.5
p1 Cal 6-250ng	6	✓	250.0	253.7	101.5
p1 Cal 7-500ng	7	✓	500.0	479.9	96.0
p1 Cal 8-1000ng	8	✓	1000.0	962.8	96.3



CS

AM #28 Multi-Drug Quant. Calibration Curve Report

Batch results D:\MassHunter\Data\2024\AM 27 28\041024 AM 27 28 CS\QuantResults\AM 28 Cases.batch.bin
Last Cal. Update 4/11/2024 11:31 AM
Analyst Name ISP\datastor
Analyte Sertraline **Internal Standard** Sertraline-D3



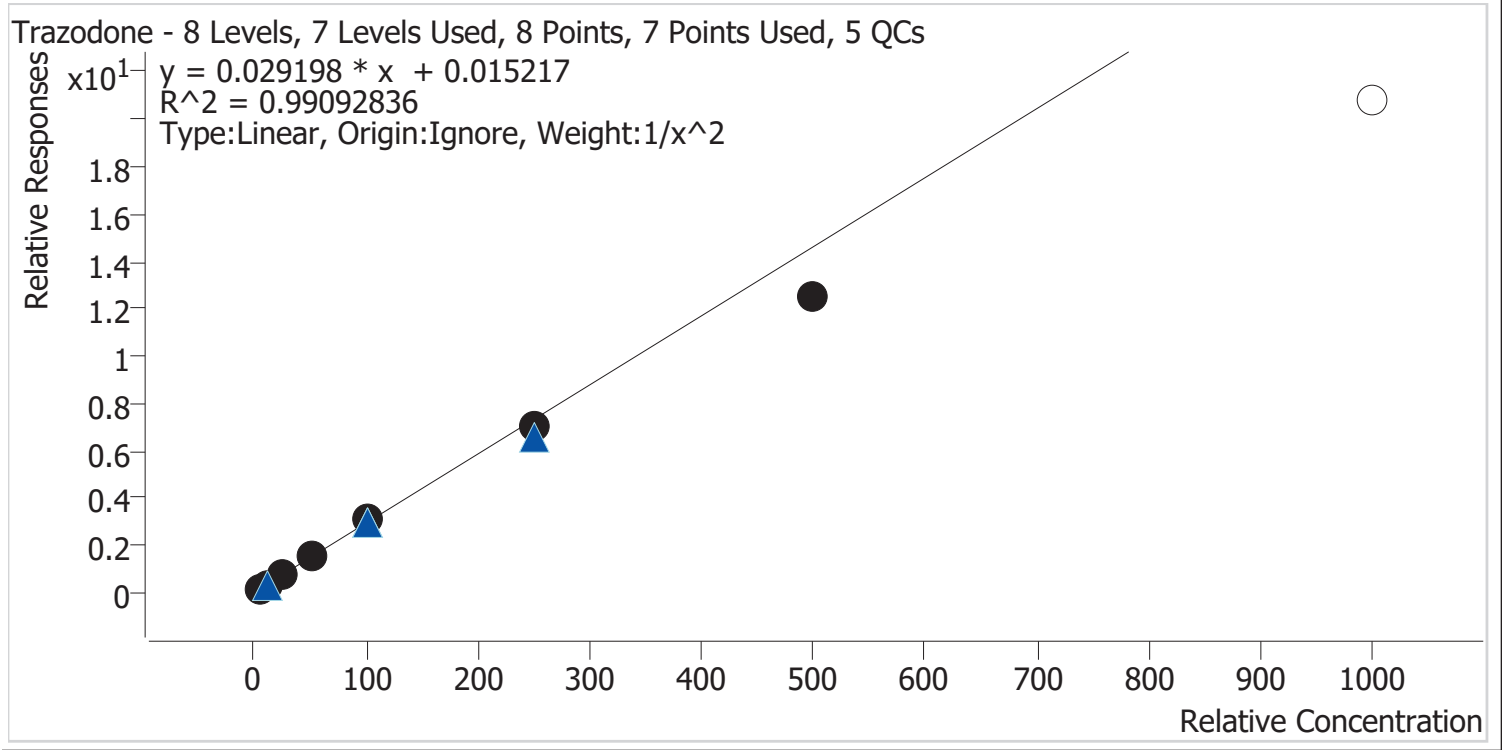
Sample	Level	Enabled	Expected Concentration	Final Concentration	Accuracy
p1 Cal 1-5ng	1	✓	5.0	5.0	100.3
p1 Cal 2-10ng	2	✓	10.0	9.9	99.2
p1 Cal 3 -25ng	3	✓	25.0	25.3	101.1
p1 Cal 4-50ng	4	✓	50.0	49.0	98.0
p1 Cal 5-100ng	5	✓	100.0	100.8	100.8
p1 Cal 6-250ng	6	✓	250.0	264.0	105.6
p1 Cal 7-500ng	7	✓	500.0	518.1	103.6
p1 Cal 8-1000ng	8	✓	1000.0	914.3	91.4



2

AM #28 Multi-Drug Quant. Calibration Curve Report

Batch results D:\MassHunter\Data\2024\AM 27 28\041024 AM 27 28 CS\QuantResults\AM 28 Cases.batch.bin
Last Cal. Update 4/11/2024 11:31 AM
Analyst Name ISP\datastor
Analyte Trazodone **Internal Standard** Trazodone-D6



Sample	Level	Enabled	Expected Concentration	Final Concentration	Accuracy
p1 Cal 1-5ng	1	✓	5.0	4.9	97.4
p1 Cal 2-10ng	2	✓	10.0	10.0	100.1
p1 Cal 3 -25ng	3	✓	25.0	27.2	108.6
p1 Cal 4-50ng	4	✓	50.0	54.2	108.4
p1 Cal 5-100ng	5	✓	100.0	104.1	104.1
p1 Cal 6-250ng	6	✓	250.0	239.2	95.7
p1 Cal 7-500ng	7	✓	500.0	428.4	85.7
p1 Cal 8-1000ng	8	×	1000.0	711.6	71.2

AM #28 Multi-Drug Quant. Results

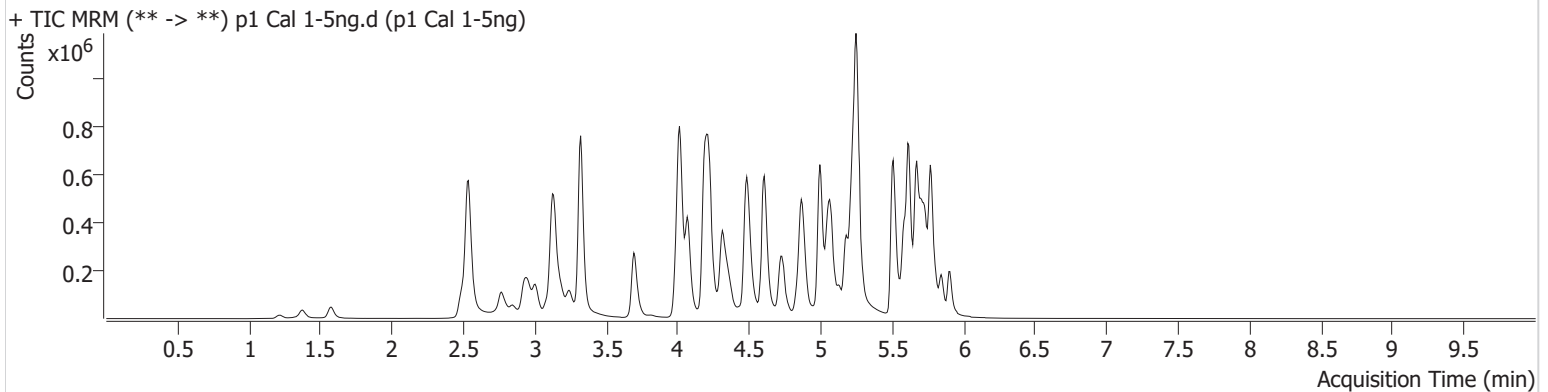


Batch results D:\MassHunter\Data\2024\AM 27 28\041024 AM 27 28 CS\QuantResults\AM 28 Cases.batch.bin
Calibration Last Update 4/11/2024 11:31:36 AM

Instrument Falco (069901) **Data File** p1 Cal 1-5ng.d
Type Cal **Sample** p1 Cal 1-5ng
Acq. Method AM 28 MDQ P1.m **Operator** Celena Shrum
Sample Position P2-A1 **Comment**
Injection Volume 2
Acq. Date-Time 4/10/2024 11:35:09 PM
Sample Info.

Only drugs and concentrations listed on the laboratory report itself are appropriate to be used for interpretation purposes. Any drugs or values included in the notes but not included on the report are used by laboratory personnel to make determinations/reach conclusions within the confines of the methods.

Sample Chromatogram



Name	RT	Resp.	S/N	Ratio	S/N	ISTD Resp.	Final Conc.
7-aminoclonazepam	4.223	26788	1516.61	75.8	58.23	272030	4.8908 ng/ml
9-hydroxyrisperidone	4.610	3854	3832.81	4006.1	983.37	1357197	5.1388 ng/ml
Alprazolam	5.734	47965	525.01	107.0	935.06	427976	5.1076 ng/ml
Amphetamine	3.006	159968	215.81	50.2	1147.18	459129	4.7339 ng/ml
Benzoylcegonine	3.842	1719	20.86	42.6	579.10	12603	4.9231 ng/ml
Bupropion	4.744	104831	158463.29	68.7	802.03	600315	5.0214 ng/ml
Clonazepam	5.570	44297	1707.14	38.4	290.73	137806	4.7971 ng/ml
Cocaine	4.223	61509	2606.08	54.8	140.49	1122182	4.9691 ng/ml
Dextromethorphan	5.236	49914	322.95	76.2	4070.24	499350	5.0760 ng/ml
Diphenhydramine	5.257	223542	511.04	30.5	137.27	2319089	5.0986 ng/ml
Duloxetine	5.612	8028	308.10	12.7	34.46	90618	4.9739 ng/ml
EDDP	5.222	88705	136.96	39.6	2624.98	901614	5.0765 ng/ml
Fentanyl	5.062	7735	35.24	78.2	270.01	826020	0.5127 ng/ml
Fluorofentanyl	5.123	18468	497.14	43.4	290.43	6328	0.5128 ng/ml
Fluoxetine	5.673	79284	886.55	7.4	149.50	598311	5.0282 ng/ml
Hydrocodone	2.988	28591	68.50	32.7	43.37	310586	4.8998 ng/ml
Hydroxyzine	5.670	83994	642.58	73.0	2012.41	499350	5.1670 ng/ml
Ketamine	4.007	66619	314.75	33.1	500.03	540704	4.8442 ng/ml
Lorazepam	5.706	34373	831.56	57.3	60.28	539405	4.8713 ng/ml
Methadone	5.618	136842	436.68	50.7	293.43	1139995	5.1220 ng/ml
Methamphetamine	3.189	142021	186.84	38.0	118.71	1030918	4.8852 ng/ml
Metoprolol	4.279	18802	534.43	106.4	420.71	1451147	4.8940 ng/ml
Mirtazapine	4.600	128619	61182.45	50.7	14679.66	808867	4.9860 ng/ml
Mitragynine	5.198	32854	372.15	31.2	191.22	1139995	4.7700 ng/ml
Norfentanyl	4.035	13389	247.78	34.5	63.56	1252735	0.5155 ng/ml
Norhydrocodone	3.023	5939	60.10	38.4	79.42	77050	5.3028 ng/ml
Noroxycodone	2.866	17597	323.53	49.4	5010.84	130332	5.0045 ng/ml
Olanzapine	4.434	32921	507.97	53.8	375.11	178597	4.9601 ng/ml
Oxycodone	2.798	45789	710.54	29.6	199.53	379841	4.9430 ng/ml
Quetiapine	5.526	102933	335.22	57.7	5930.16	289383	4.9968 ng/ml
Sertraline	5.742	22284	334.41	98.7	907.38	207330	5.0128 ng/ml

CS

AM #28 Multi-Drug Quant. Results



Name	RT	Resp.	S/N	Ratio	S/N	ISTD Resp.	Final Conc.
Trazodone	5.130	130062	56252.38	57.6	89.56	826073	4.8712 ng/ml

AM #28 Multi-Drug Quant. Results

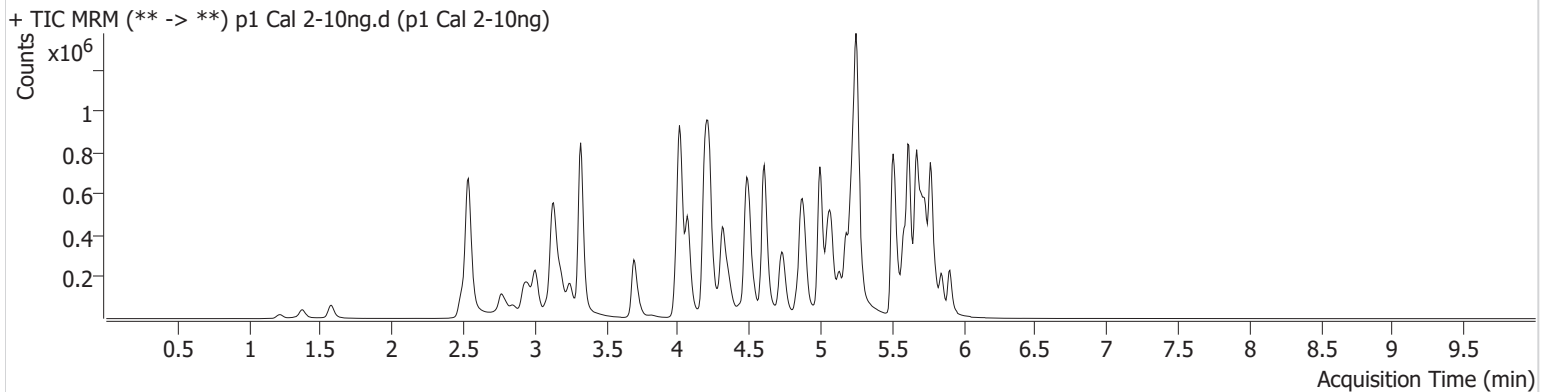


Batch results D:\MassHunter\Data\2024\AM 27 28\041024 AM 27 28 CS\QuantResults\AM 28 Cases.batch.bin
Calibration Last Update 4/11/2024 11:31:36 AM

Instrument Falco (069901) **Data File** p1 Cal 2-10ng.d
Type Cal **Sample** p1 Cal 2-10ng
Acq. Method AM 28 MDQ P1.m **Operator** Celena Shrum
Sample Position P2-B1 **Comment**
Injection Volume 2
Acq. Date-Time 4/10/2024 11:45:56 PM
Sample Info.

Only drugs and concentrations listed on the laboratory report itself are appropriate to be used for interpretation purposes. Any drugs or values included in the notes but not included on the report are used by laboratory personnel to make determinations/reach conclusions within the confines of the methods.

Sample Chromatogram



Name	RT	Resp.	S/N	Ratio	S/N	ISTD Resp.	Final Conc.
7-aminoclonazepam	4.223	64422	12757.00	72.5	191.52	318211	10.2055 ng/ml
9-hydroxyrisperidone	4.610	7723	124.29	4118.7	421.44	1415083	9.2982 ng/ml
Alprazolam	5.734	98607	2433.43	112.3	817.83	444967	9.7255 ng/ml
Amphetamine	3.006	335582	79.11	48.7	2286.91	475406	10.6842 ng/ml
Benzoylcegonine	3.842	4195	162.86	30.7	170.85	14646	10.2052 ng/ml
Bupropion	4.744	219224	5279.84	70.1	1494.37	628926	9.8358 ng/ml
Clonazepam	5.570	82712	1349.76	37.1	836.33	125946	10.2301 ng/ml
Cocaine	4.223	132545	192.17	54.2	102.56	1156559	10.1711 ng/ml
Dextromethorphan	5.236	100666	16036.55	84.4	249.38	510010	9.7400 ng/ml
Diphenhydramine	5.257	468713	1141.25	30.1	346.78	2383696	9.8423 ng/ml
Duloxetine	5.612	15425	559.54	12.4	20.34	87749	9.8959 ng/ml
EDDP	5.222	192865	1340.91	41.9	64653.56	975018	9.8914 ng/ml
Fentanyl	5.069	15885	867.88	74.0	19727.39	881652	0.9537 ng/ml
Fluorofentanyl	5.123	40150	410.96	39.7	3562.35	7467	0.9249 ng/ml
Fluoxetine	5.673	162149	7883.51	7.9	6274.76	616424	9.8388 ng/ml
Hydrocodone	2.982	60049	380.81	33.7	90.25	321294	9.9923 ng/ml
Hydroxyzine	5.670	173900	2954.53	73.6	2039.59	510010	9.6372 ng/ml
Ketamine	4.007	133499	471.76	36.3	81.59	559614	10.1720 ng/ml
Lorazepam	5.706	70245	453.13	51.4	84.08	542389	10.4843 ng/ml
Methadone	5.618	282782	267644.27	50.6	638.33	1161233	9.7361 ng/ml
Methamphetamine	3.189	297487	324.89	38.8	307.37	1078191	10.1791 ng/ml
Metoprolol	4.279	40031	65006.58	100.2	11456.05	1523613	10.1713 ng/ml
Mirtazapine	4.600	271291	19255.06	49.8	2132.77	854926	9.9265 ng/ml
Mitragynine	5.198	68812	38631.34	32.9	20866.69	1161233	10.4268 ng/ml
Norfentanyl	4.035	27788	333.72	36.4	18.08	1312601	0.9588 ng/ml
Norhydrocodone	3.023	12978	84.89	35.7	∞	81554	9.3766 ng/ml
Noroxycodone	2.866	36832	549.79	47.5	638.86	135060	9.9109 ng/ml
Olanzapine	4.434	67140	1358.12	52.8	214.96	178567	9.9257 ng/ml
Oxycodone	2.798	98901	3241.35	29.4	563.46	391862	10.1208 ng/ml
Quetiapine	5.526	210761	48711.24	57.7	205990.91	303514	9.7902 ng/ml
Sertraline	5.742	46489	345.96	100.2	63999.97	215217	9.9158 ng/ml

AM #28 Multi-Drug Quant. Results

CS



Name	RT	Resp.	S/N	Ratio	S/N	ISTD Resp.	Final Conc.
Trazodone	5.130	266614	1726.91	60.9	119.12	867323	10.0069 ng/ml

AM #28 Multi-Drug Quant. Results

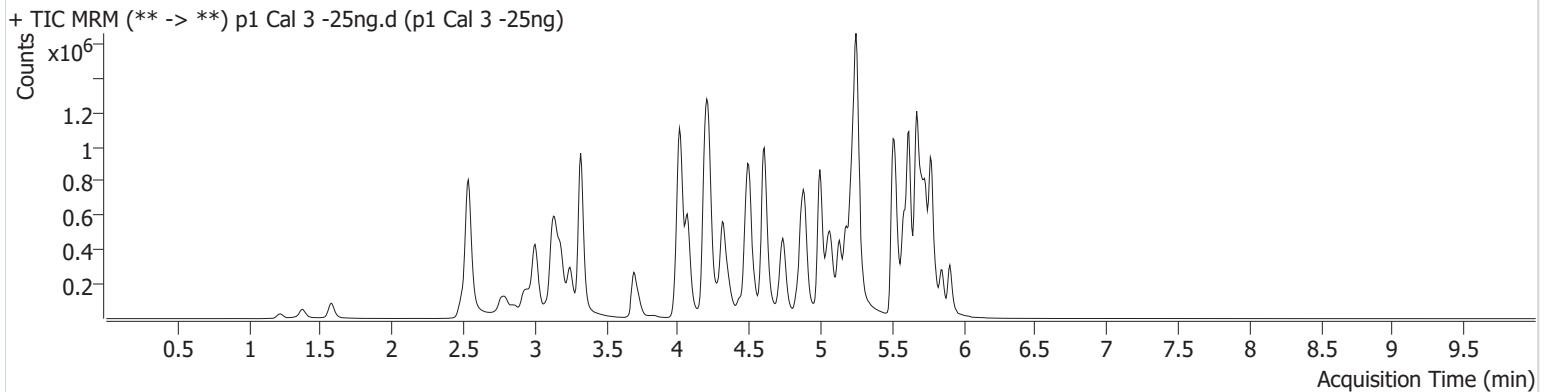


Batch results D:\MassHunter\Data\2024\AM 27 28\041024 AM 27 28 CS\QuantResults\AM 28 Cases.batch.bin
Calibration Last Update 4/11/2024 11:31:36 AM

Instrument Falco (069901) **Data File** p1 Cal 3 -25ng.d
Type Cal **Sample** p1 Cal 3 -25ng
Acq. Method AM 28 MDQ P1.m **Operator** Celena Shrum
Sample Position P2-C1 **Comment**
Injection Volume 2
Acq. Date-Time 4/10/2024 11:56:34 PM
Sample Info.

Only drugs and concentrations listed on the laboratory report itself are appropriate to be used for interpretation purposes. Any drugs or values included in the notes but not included on the report are used by laboratory personnel to make determinations/reach conclusions within the confines of the methods.

Sample Chromatogram



Name	RT	Resp.	S/N	Ratio	S/N	ISTD Resp.	Final Conc.
7-aminoclonazepam	4.223	146632	4452.11	77.4	3655.66	288915	25.7996 ng/ml
9-hydroxyrisperidone	4.610	20194	2066.15	3743.5	4130.12	1277893	25.7337 ng/ml
Alprazolam	5.734	223731	620.28	114.6	750.50	399633	23.9858 ng/ml
Amphetamine	3.006	749817	7509.66	48.2	8500.59	445449	26.9536 ng/ml
Benzoylcegonine	3.842	9380	197.21	36.2	93.97	12828	25.8611 ng/ml
Bupropion	4.744	520710	1789.75	68.1	5535.78	571232	25.4183 ng/ml
Clonazepam	5.570	217155	274548.84	35.9	182.47	124381	27.8791 ng/ml
Cocaine	4.216	296375	289.90	55.3	172380.80	1047256	24.8224 ng/ml
Dextromethorphan	5.236	239566	2107.76	83.8	169.67	464967	24.9569 ng/ml
Diphenhydramine	5.257	1084078	320.15	31.0	212.29	2188223	23.9816 ng/ml
Duloxetine	5.612	42608	1292.04	12.1	212.21	93050	25.8213 ng/ml
EDDP	5.222	418628	443.71	41.8	73828.40	852587	24.0908 ng/ml
Fentanyl	5.062	38651	115.10	75.7	5560.99	798221	2.5031 ng/ml
Fluorofentanyl	5.123	99157	212.36	38.5	131.66	6346	2.6426 ng/ml
Fluoxetine	5.673	419825	670.90	7.8	104.14	619396	25.1237 ng/ml
Hydrocodone	2.982	141413	555.58	33.4	137.03	279303	27.1429 ng/ml
Hydroxyzine	5.670	419915	5901.54	74.1	3483.28	464967	24.1821 ng/ml
Ketamine	4.007	306862	482.03	35.2	207.03	511601	26.8577 ng/ml
Lorazepam	5.706	149339	1721.49	54.0	256.30	482245	25.8561 ng/ml
Methadone	5.618	665892	8436.79	49.9	2160.15	1067279	23.9503 ng/ml
Methamphetamine	3.189	701845	1292.12	38.2	4285.17	1015092	26.1010 ng/ml
Metoprolol	4.279	93042	146663.93	102.1	1453.07	1398173	26.1299 ng/ml
Mirtazapine	4.600	627031	246254.12	49.5	35769.14	775651	25.2507 ng/ml
Mitragynine	5.198	157652	72636.45	33.3	65577.86	1067279	26.8660 ng/ml
Norfentanyl	4.035	64649	676.82	37.1	245.47	1169088	2.4022 ng/ml
Norhydrocodone	3.023	31192	268.09	39.8	167.50	74190	22.3510 ng/ml
Noroxycodone	2.866	84943	715.32	49.4	474.42	120932	25.2226 ng/ml
Olanzapine	4.434	164125	2164.13	53.7	1316.01	168652	25.3968 ng/ml
Oxycodone	2.791	225206	609.37	30.0	455.89	352283	25.3153 ng/ml
Quetiapine	5.526	499114	14717.25	57.6	264583.85	272021	25.9299 ng/ml
Sertraline	5.742	127842	3492.83	95.6	33372.71	229996	25.2688 ng/ml

CS

AM #28 Multi-Drug Quant. Results



Name	RT	Resp.	S/N	Ratio	S/N	ISTD Resp.	Final Conc.
Trazodone	5.130	635745	110.97	60.2	34906.00	786699	27.1560 ng/ml

AM #28 Multi-Drug Quant. Results

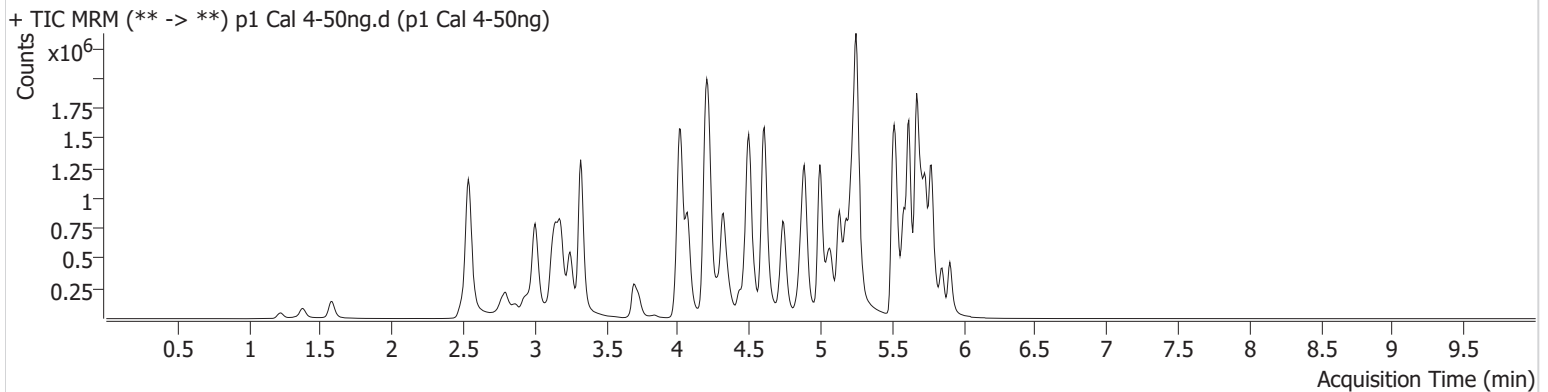


Batch results D:\MassHunter\Data\2024\AM 27 28\041024 AM 27 28 CS\QuantResults\AM 28 Cases.batch.bin
Calibration Last Update 4/11/2024 11:31:36 AM

Instrument Falco (069901) **Data File** p1 Cal 4-50ng.d
Type Cal **Sample** p1 Cal 4-50ng
Acq. Method AM 28 MDQ P1.m **Operator** Celena Shrum
Sample Position P2-D1 **Comment**
Injection Volume 2
Acq. Date-Time 4/11/2024 12:07:12 AM
Sample Info.

Only drugs and concentrations listed on the laboratory report itself are appropriate to be used for interpretation purposes. Any drugs or values included in the notes but not included on the report are used by laboratory personnel to make determinations/reach conclusions within the confines of the methods.

Sample Chromatogram



Name	RT	Resp.	S/N	Ratio	S/N	ISTD Resp.	Final Conc.
7-aminoclonazepam	4.223	282192	206.11	76.5	3457.07	278159	51.7135 ng/ml
9-hydroxyrisperidone	4.610	42055	211.07	3829.4	1325.80	1340108	50.4850 ng/ml
Alprazolam	5.734	463371	638.80	109.7	1060.63	395107	49.8275 ng/ml
Amphetamine	3.006	1476336	854.61	48.3	15315.94	447070	53.9022 ng/ml
Benzoylcegonine	3.842	20616	930.35	37.0	571.13	14535	50.0462 ng/ml
Bupropion	4.744	1076881	355.32	69.8	1032.91	598136	50.0199 ng/ml
Clonazepam	5.570	404305	33292.03	36.6	112516.83	121901	53.3327 ng/ml
Cocaine	4.216	620258	44667.75	55.2	249.43	1089385	49.7371 ng/ml
Dextromethorphan	5.230	491266	391501.35	82.4	405.10	480143	49.2738 ng/ml
Diphenhydramine	5.257	2236987	525.42	31.4	1351.36	2234119	47.9210 ng/ml
Duloxetine	5.612	80666	1397.07	13.7	572.31	89188	51.0285 ng/ml
EDDP	5.222	795029	37018.67	41.5	302.21	788154	49.1629 ng/ml
Fentanyl	5.062	80534	1571.93	76.0	117468.88	839163	4.9263 ng/ml
Fluorofentanyl	5.123	202323	4805.16	39.2	1396.42	6767	5.0348 ng/ml
Fluoxetine	5.673	805089	953.75	7.6	22987.27	588440	50.5664 ng/ml
Hydrocodone	2.982	278122	62.43	36.6	∞	288503	51.7191 ng/ml
Hydroxyzine	5.670	851231	200988.19	76.6	29910.16	480143	46.6868 ng/ml
Ketamine	4.007	624730	6997.57	36.4	386.51	525976	54.0142 ng/ml
Lorazepam	5.706	251296	4919.89	51.8	211.69	430179	49.2760 ng/ml
Methadone	5.618	1410114	818.81	50.0	788.35	1087712	49.0792 ng/ml
Methamphetamine	3.182	1447885	15171.20	38.1	5798.00	1047852	52.5554 ng/ml
Metoprolol	4.279	192660	2271.64	103.2	1728.13	1463442	51.9284 ng/ml
Mirtazapine	4.593	1321191	217018.91	49.8	314.61	795984	51.8206 ng/ml
Mitragynine	5.198	317742	1802.73	34.2	1572.60	1087712	53.7028 ng/ml
Norfentanyl	4.035	130680	5836.76	38.1	69.29	1157485	4.8383 ng/ml
Norhydrocodone	3.023	69455	280.35	39.1	109.88	77106	46.2013 ng/ml
Noroxycodone	2.866	176507	515.67	48.3	22210.05	124301	50.7934 ng/ml
Olanzapine	4.434	370651	3491.62	54.3	670.38	181809	53.0022 ng/ml
Oxycodone	2.798	479091	2744.68	30.4	1539.57	371913	50.8001 ng/ml
Quetiapine	5.526	1038437	28462.27	57.6	502.40	284448	51.6286 ng/ml
Sertraline	5.742	233468	1182.25	97.5	245433.33	215861	49.0196 ng/ml

AM #28 Multi-Drug Quant. Results



Name	RT	Resp.	S/N	Ratio	S/N	ISTD Resp.	Final Conc.
Trazodone	5.130	1318617	2906266.44	60.8	494523.81	825372	54.1951 ng/ml

AM #28 Multi-Drug Quant. Results



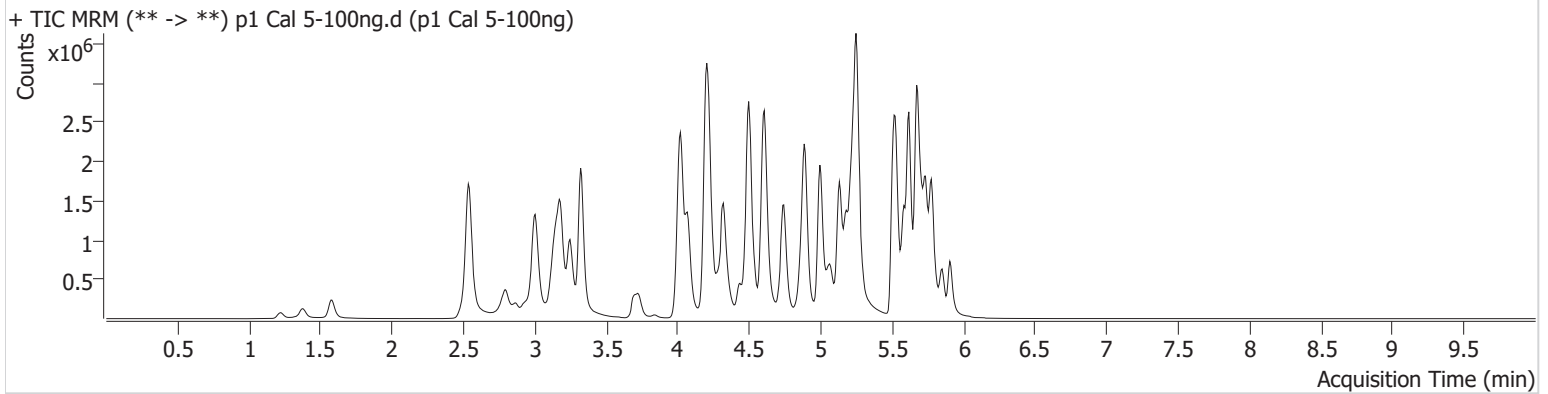
Batch results D:\MassHunter\Data\2024\AM 27 28\041024 AM 27 28 CS\QuantResults\AM 28 Cases.batch.bin
Calibration Last Update 4/11/2024 11:31:36 AM

Instrument Falco (069901)
Type Cal
Acq. Method AM 28 MDQ P1.m
Sample Position P2-E1
Injection Volume 2
Acq. Date-Time 4/11/2024 12:17:49 AM
Sample Info.

Data File p1 Cal 5-100ng.d
Sample p1 Cal 5-100ng
Operator Celena Shrum

Only drugs and concentrations listed on the laboratory report itself are appropriate to be used for interpretation purposes. Any drugs or values included in the notes but not included on the report are used by laboratory personnel to make determinations/reach conclusions within the confines of the methods.

Sample Chromatogram



Name	RT	Resp.	S/N	Ratio	S/N	ISTD Resp.	Final Conc.
7-aminoclonazepam	4.223	500258	13749.00	74.8	506.85	242306	105.3883 ng/ml
9-hydroxyrisperidone	4.610	82963	4465.96	3761.9	13924.72	1313721	100.9572 ng/ml
Alprazolam	5.734	844569	659.16	111.6	1395.71	356491	100.2661 ng/ml
Amphetamine	3.006	2618803	36468.33	48.2	278.78	445986	96.6761 ng/ml
Benzoylcegonine	3.842	37289	102.58	37.6	383.92	13719	95.7903 ng/ml
Bupropion	4.744	2153461	693.03	69.5	34112.49	593910	100.5469 ng/ml
Clonazepam	5.570	681283	4687.76	36.9	1575.31	105659	104.0722 ng/ml
Cocaine	4.223	1179043	9230.85	57.0	2919.57	1039129	98.9184 ng/ml
Dextromethorphan	5.230	953169	460.22	80.5	634.95	461566	99.1544 ng/ml
Diphenhydramine	5.257	4427969	79026.70	30.4	8592.12	2130776	98.8795 ng/ml
Duloxetine	5.612	150935	4503.63	13.8	1034.67	82578	103.1495 ng/ml
EDDP	5.222	1527419	19309.21	41.9	649.27	762408	97.3345 ng/ml
Fentanyl	5.062	162843	584.87	74.7	412.57	853179	9.7624 ng/ml
Fluorofentanyl	5.123	400530	2563.70	41.0	6114.35	6915	9.7316 ng/ml
Fluoxetine	5.673	1478489	22437.70	7.4	167.88	543288	100.4361 ng/ml
Hydrocodone	2.982	553782	∞	35.8	818.25	291805	101.8570 ng/ml
Hydroxyzine	5.670	1661385	156399.06	77.4	344589.48	461566	93.9488 ng/ml
Ketamine	4.007	1178404	29830.82	35.5	438.56	519400	103.9457 ng/ml
Lorazepam	5.706	356957	5877.11	53.1	1032.94	319457	94.7712 ng/ml
Methadone	5.618	2742992	963.67	50.9	1295.51	1072066	96.2438 ng/ml
Methamphetamine	3.182	2807355	521.63	37.9	11828.40	1041674	102.8803 ng/ml
Metoprolol	4.279	374871	672054.89	102.2	102643.11	1461104	101.4300 ng/ml
Mirtazapine	4.593	2568671	825.51	49.5	14124.03	788438	101.6913 ng/ml
Mitragynine	5.198	625182	492660.09	34.7	216703.79	1072066	107.7903 ng/ml
Norfentanyl	4.035	236095	208484.52	37.8	490.97	1012319	9.9271 ng/ml
Norhydrocodone	3.023	141821	763.94	39.6	86.92	74783	95.6395 ng/ml
Noroxycodone	2.866	329891	1893.88	48.7	1447.57	117924	99.8787 ng/ml
Olanzapine	4.434	728708	811.81	55.3	897.81	179558	105.3266 ng/ml
Oxycodone	2.791	935901	3506.40	29.5	845.06	358122	102.8448 ng/ml
Quetiapine	5.526	1971635	108530.31	58.8	1775733.79	274905	101.4636 ng/ml
Sertraline	5.742	448650	1118.96	97.4	2732.88	201361	100.8167 ng/ml

AM #28 Multi-Drug Quant. Results

CS



Name	RT	Resp.	S/N	Ratio	S/N	ISTD Resp.	Final Conc.
Trazodone	5.130	2560557	39067.85	65.2	109844.47	837873	104.1444 ng/ml

AM #28 Multi-Drug Quant. Results



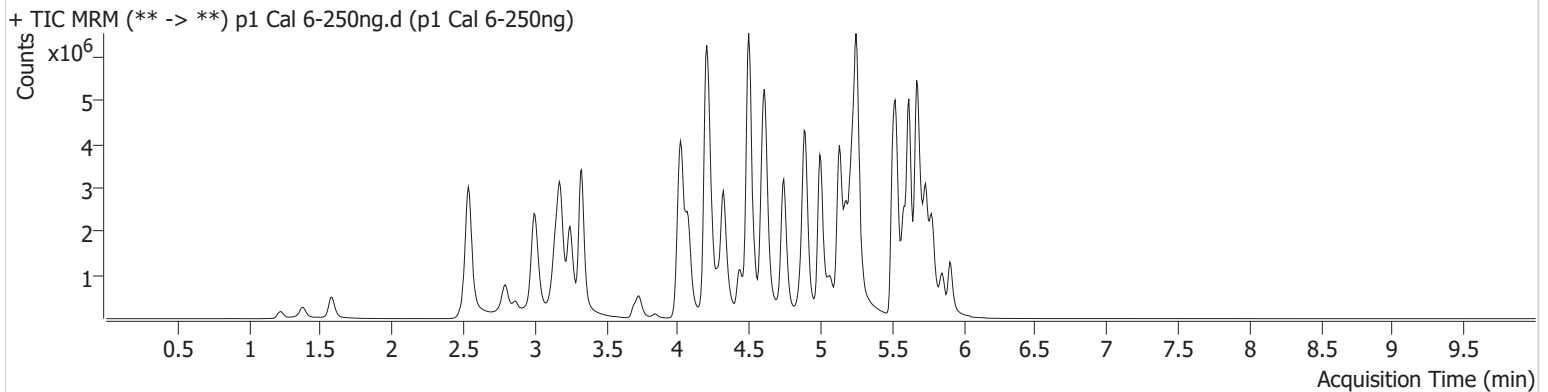
Batch results D:\MassHunter\Data\2024\AM 27 28\041024 AM 27 28 CS\QuantResults\AM 28 Cases.batch.bin
Calibration Last Update 4/11/2024 11:31:36 AM

Instrument Falco (069901)
Type Cal
Acq. Method AM 28 MDQ P1.m
Sample Position P2-F1
Injection Volume 2
Acq. Date-Time 4/11/2024 12:28:25 AM
Sample Info.

Data File p1 Cal 6-250ng.d
Sample p1 Cal 6-250ng
Operator Celena Shrum
Comment

Only drugs and concentrations listed on the laboratory report itself are appropriate to be used for interpretation purposes. Any drugs or values included in the notes but not included on the report are used by laboratory personnel to make determinations/reach conclusions within the confines of the methods.

Sample Chromatogram



Name	RT	Resp.	S/N	Ratio	S/N	ISTD Resp.	Final Conc.
7-aminoclonazepam	4.223	881645	32399.60	75.6	6387.27	178791	251.9132 ng/ml
9-hydroxyrisperidone	4.610	184807	766.98	4051.0	7501.16	1173149	250.9015 ng/ml
Alprazolam	5.734	1611401	559.39	110.0	1038.48	269525	252.4476 ng/ml
Amphetamine	3.006	5157216	337.27	46.7	24090.58	396460	215.4628 ng/ml
Benzoylcegonine	3.842	101658	994.95	35.9	641.46	14083	254.2079 ng/ml
Bupropion	4.744	5083926	20644.63	67.5	11151.81	551267	255.4444 ng/ml
Clonazepam	5.570	1086978	34634.92	36.9	2891.42	74887	234.7913 ng/ml
Cocaine	4.223	2604680	110630.91	57.0	10593.26	913865	248.1760 ng/ml
Dextromethorphan	5.230	2012252	1474.92	77.7	407.15	390857	246.7617 ng/ml
Diphenhydramine	5.258	9813149	2367.28	30.3	949.44	1824063	255.1279 ng/ml
Duloxetine	5.612	327244	6084.54	13.7	27440.92	70921	260.4409 ng/ml
EDDP	5.222	3290609	1508.09	41.7	946.01	640966	248.9360 ng/ml
Fentanyl	5.062	410173	968.83	76.6	236114.00	837103	25.0064 ng/ml
Fluorofentanyl	5.123	961591	63311.98	40.2	30120.73	6080	26.5338 ng/ml
Fluoxetine	5.673	3222954	3133.01	7.6	39606.29	467225	254.3613 ng/ml
Hydrocodone	2.982	1219814	∞	38.1	890.22	269086	243.3619 ng/ml
Hydroxyzine	5.670	3748573	171093.06	79.0	54767.67	390857	248.9683 ng/ml
Ketamine	4.007	2420598	1182.79	36.5	850.70	468795	237.6465 ng/ml
Lorazepam	5.706	458961	6078.81	51.4	421.55	168774	231.4550 ng/ml
Methadone	5.618	6368262	1843.09	48.1	9554.21	937724	254.4028 ng/ml
Methamphetamine	3.182	6364212	30469.18	37.3	697.66	989981	245.9512 ng/ml
Metoprolol	4.279	779596	1062199.62	104.0	1767575.97	1240180	248.8622 ng/ml
Mirtazapine	4.593	5849251	246246.26	48.2	107681.37	716921	254.6306 ng/ml
Mitragynine	5.198	1261059	1410731.41	34.4	595143.77	937724	249.3390 ng/ml
Norfentanyl	4.042	440615	237.05	38.4	49.78	736926	25.3509 ng/ml
Norhydrocodone	3.023	317564	∞	41.7	308.63	62968	251.8898 ng/ml
Noroxycodone	2.866	728765	817.57	49.0	14132.55	101544	255.9317 ng/ml
Olanzapine	4.434	1948276	1521.95	55.8	2566.65	196457	257.1123 ng/ml
Oxycodone	2.791	2203812	600.71	29.6	4018.94	340275	254.5664 ng/ml
Quetiapine	5.526	4374235	189721.66	60.8	58650.46	244008	253.6646 ng/ml
Sertraline	5.742	1128396	579.72	95.2	1231.06	193203	264.0155 ng/ml

AM #28 Multi-Drug Quant. Results

CS



Name	RT	Resp.	S/N	Ratio	S/N	ISTD Resp.	Final Conc.
Trazodone	5.130	5747317	138703.63	68.0	95178.82	821184	239.1809 ng/ml

AM #28 Multi-Drug Quant. Results



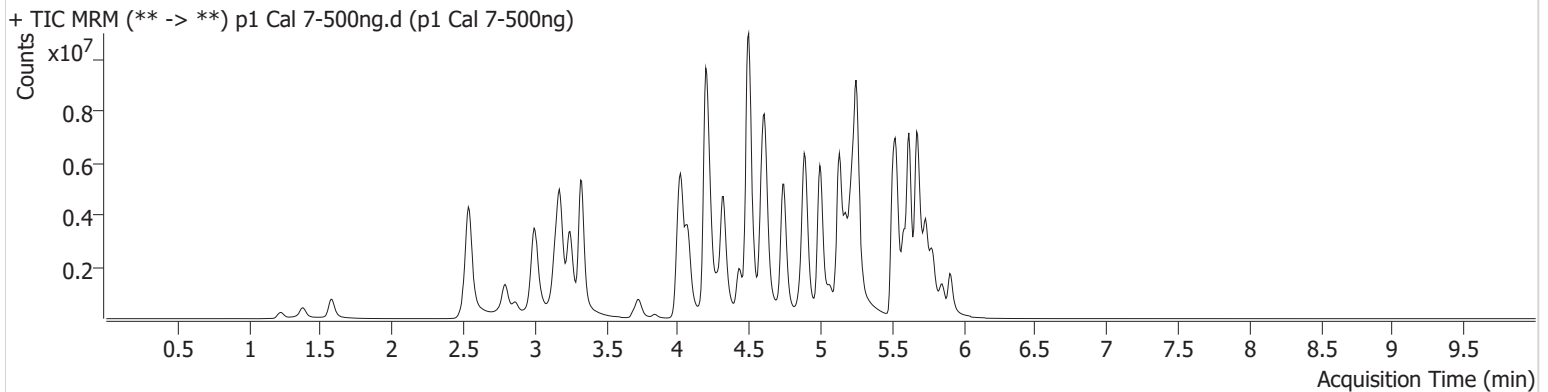
Batch results D:\MassHunter\Data\2024\AM 27 28\041024 AM 27 28 CS\QuantResults\AM 28 Cases.batch.bin
Calibration Last Update 4/11/2024 11:31:36 AM

Instrument Falco (069901)
Type Cal
Acq. Method AM 28 MDQ P1.m
Sample Position P2-G1
Injection Volume 2
Acq. Date-Time 4/11/2024 12:39:02 AM
Sample Info.

Data File p1 Cal 7-500ng.d
Sample p1 Cal 7-500ng
Operator Celena Shrum

Only drugs and concentrations listed on the laboratory report itself are appropriate to be used for interpretation purposes. Any drugs or values included in the notes but not included on the report are used by laboratory personnel to make determinations/reach conclusions within the confines of the methods.

Sample Chromatogram



Name	RT	Resp.	S/N	Ratio	S/N	ISTD Resp.	Final Conc.
7-aminoclonazepam	4.223	858608	402.37	74.8	81.16	97094	451.8693 ng/ml
9-hydroxyrisperidone	4.610	299064	170533.31	4267.8	4390.15	952655	499.3720 ng/ml
Alprazolam	5.734	2373261	533.81	109.9	1121.32	194835	513.9366 ng/ml
Amphetamine	2.999	7645196	75872.67	45.9	66693.44	352540	359.9108 ng/ml
Benzoylcegonine	3.842	151690	190.74	36.5	976.12	10696	499.2929 ng/ml
Bupropion	4.744	8758849	28234.59	68.1	792.26	484626	500.4296 ng/ml
Clonazepam	5.570	1358086	39087.95	36.1	7330.01	51376	427.9332 ng/ml
Cocaine	4.216	4317211	40120.14	56.1	20545.30	727859	516.2519 ng/ml
Dextromethorphan	5.230	3014942	800.85	78.8	899.02	286289	504.4594 ng/ml
Diphenhydramine	5.251	15841309	548357.76	30.2	1078.24	1421569	527.8852 ng/ml
Duloxetine	5.612	326729	4675.05	15.9 High	33661.86	37281	494.6865 ng/ml
EDDP	5.215	5161046	58357.09	41.2	1205.53	490892	509.4714 ng/ml
Fentanyl	5.062	700114	7867.36	75.8	193.04	718763	49.6753 ng/ml
Fluorofentanyl	5.116	1457284	33463.89	40.6	588771.58	4593	53.2082 ng/ml
Fluoxetine	5.673	3571213	128419.22	7.6	5733.32	270506	486.6807 ng/ml
Hydrocodone	2.975	2252207	809.76	37.9	2197.32	246964	489.6259 ng/ml
Hydroxyzine	5.670	5736226	190088.01	80.4	156187.90	286289	519.2498 ng/ml
Ketamine	4.001	3813993	1705.84	35.7	7156.69	404495	434.6685 ng/ml
Lorazepam	5.706	530558	6574.06	54.5	1183.05	94317	479.3915 ng/ml
Methadone	5.618	9980318	182251.74	48.7	1859.18	723804	515.8788 ng/ml
Methamphetamine	3.175	10823319	4864.99	36.7	3056.23	923633	448.6481 ng/ml
Metoprolol	4.279	1235709	2267616.29	101.6	12158.02	1074997	455.2740 ng/ml
Mirtazapine	4.587	9614754	137949.71	47.8	3130513.00	603726	497.0042 ng/ml
Mitragynine	5.198	1789625	5050045.38	35.6	631.91	723804	458.9190 ng/ml
Norfentanyl	4.042	611015	10156.65	38.3	35864.36	481396	53.7443 ng/ml
Norhydrocodone	3.023	552757	68.69	40.7	107.61	51693	532.4173 ng/ml
Noroxycodone	2.866	1190117	664.89	49.3	15180.92	85222	497.8192 ng/ml
Olanzapine	4.428	3403990	105932.10	57.0	296.72	176720	499.2187 ng/ml
Oxycodone	2.791	3942237	3553.74	29.8	8345.03	320696	482.9904 ng/ml
Quetiapine	5.526	6484942	54755.00	60.6	45070.99	191232	479.8855 ng/ml
Sertraline	5.742	1114491	1379.03	95.2	798.57	97216	518.0766 ng/ml

AM #28 Multi-Drug Quant. Results

CS



Name	RT	Resp.	S/N	Ratio	S/N	ISTD Resp.	Final Conc.
Trazodone	5.130	9351764	92434.78	69.6	111634.70	746768	428.3777 ng/ml

AM #28 Multi-Drug Quant. Results

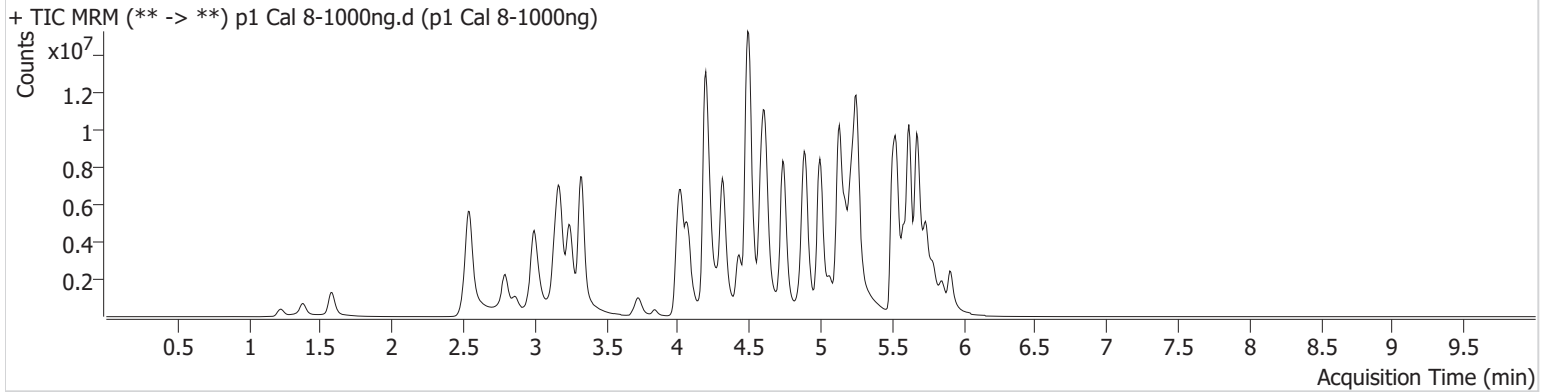


Batch results D:\MassHunter\Data\2024\AM 27 28\041024 AM 27 28 CS\QuantResults\AM 28 Cases.batch.bin
Calibration Last Update 4/11/2024 11:31:36 AM

Instrument Falco (069901) **Data File** p1 Cal 8-1000ng.d
Type Cal **Sample** p1 Cal 8-1000ng
Acq. Method AM 28 MDQ P1.m **Operator** Celena Shrum
Sample Position P2-H1 **Comment**
Injection Volume 2
Acq. Date-Time 4/11/2024 12:49:38 AM
Sample Info.

Only drugs and concentrations listed on the laboratory report itself are appropriate to be used for interpretation purposes. Any drugs or values included in the notes but not included on the report are used by laboratory personnel to make determinations/reach conclusions within the confines of the methods.

Sample Chromatogram



Name	RT	Resp.	S/N	Ratio	S/N	ISTD Resp.	Final Conc.
7-aminoclonazepam	4.230	955426	46.57	74.2	42.69	50353	969.7502 ng/ml
9-hydroxyrisperidone	4.610	460911	2522.36	4346.0	170805.71	739041	991.4554 ng/ml
Alprazolam	5.734	2963152	400.59	111.6	31.64	123785	1009.6163 ng/ml
Amphetamine	2.999	10195013	76566.66	46.1	125.96	312602	541.8028 ng/ml
Benzoylcegonine	3.842	363010	356.94	37.5	577.42	12958	986.1822 ng/ml
Bupropion	4.738	14900434	450284.97	67.8	436551.65	426615	966.9126 ng/ml
Clonazepam	5.563	1326245	3390.46	37.2	1962.28	30915	694.7443 ng/ml
Cocaine	4.216	6134802	209673.93	56.0	9791.33	540866	987.0423 ng/ml
Dextromethorphan	5.223	4299843	∞	77.6	3009.72	198076	1039.5435 ng/ml
Diphenhydramine	5.258	22693977	281607.29	32.2	53455.17	1060424	1013.2939 ng/ml
Duloxetine	5.606	398047	3116.78	14.4	33019.35	24977	899.5819 ng/ml
EDDP	5.215	8907409	∞	40.4	29192.12	406831	1060.6377 ng/ml
Fentanyl	5.062	1497265	133018.25	73.8	2672.96	717022	106.4530 ng/ml
Fluorofentanyl	5.116	2566350	21408.29	41.9	217.71	4851	88.6952 ng/ml
Fluoxetine	5.673	5462816	173945.21	7.4	31885.73	201546	999.0339 ng/ml
Hydrocodone	2.975	3783900	2899.04	39.2	4062.54	218589	929.4340 ng/ml
Hydroxyzine	5.670	8628934	4852.59	79.0	3452.93	198076	1128.0044 ng/ml
Ketamine	3.994	4788347	164712.22	34.9	1115.45	320541	689.1369 ng/ml
Lorazepam	5.706	549020	29243.70	55.2	1271.81	41609	1125.2223 ng/ml
Methadone	5.618	16253416	1714.49	50.0	1199.41	578441	1050.5990 ng/ml
Methamphetamine	3.175	17090457	77363.46	36.0	138119.99	855201	765.3995 ng/ml
Metoprolol	4.279	1669532	95410.05	103.0	2556.87	896220	737.9582 ng/ml
Mirtazapine	4.587	15020013	139571.62	46.8	144251.69	501708	934.2669 ng/ml
Mitragynine	5.191	2683336	256304.17	39.1	668771.54	578441	861.5291 ng/ml
Norfentanyl	4.042	640186	32797.20	42.6	4939.45	227672	118.9866 ng/ml
Norhydrocodone	3.023	928774	∞	41.1	154.98	39982	1154.9207 ng/ml
Noroxycodone	2.866	1975830	329.30	47.7	1677.22	72968	965.0923 ng/ml
Olanzapine	4.428	5680956	5064.41	60.8	11417.33	171309	859.3379 ng/ml
Oxycodone	2.791	7066154	3669.62	30.0	∞	289739	958.0143 ng/ml
Quetiapine	5.526	9706098	29551.13	60.8	52494.10	142667	962.7897 ng/ml
Sertraline	5.742	1729575	24970.38	93.7	50668.32	85473	914.3378 ng/ml

AM #28 Multi-Drug Quant. Results

CS



Name	RT	Resp.	S/N	Ratio	S/N	ISTD Resp.	Final Conc.
Trazodone	5.130	15138151	458278.61	73.6	310384.37	728057	711.6017 ng/ml